


Educating stock & commodity traders on mechanical systems since 1985.

www.FuturesTruth.com

Futures Truth Magazine

#6-2008 Issue

The Real Estate Bubble by Terry Rudd



Are You a Loser?
by Joe Ross

New Systems In This Issue:

RC Beginner, RC Constant and RC Countertrend
by Rickey Cheung

LPR Quantitative A2 and LPR Quantitative P2
by L'eau Prosper Research

Top 10 Tables 3 | Master Performance Table 12 | Vendor Index 56

The New Standard in Trading Platforms

Introducing

TradersStudio® 2.5



Building your own trading systems has never been easier with our new Drag and Drop Programming Wizard.

New Sessions built especially for Forex traders, including the effects of the interest rate differential and leverage adjusted margin.

TradersStudio also offers the most advance Stock analysis, including the effect of splits and dividends. See the real entry and exit prices and correctly apply Money Management methods to your Equity trading.

Our revolutionary platform will allow you to develop, test and optimize trading systems easier than ever. You can even optimize Money Management strategies with a few mouse clicks.

From Ideas To Profits!™ Get the tools to be a Successful Trader

TradersStudio® gives you the kind of trading system developing and testing tools once only available to institutional funds managing billions of dollars and makes it understandable and affordable to the average trader.

In today's dynamic markets, powerful trading tools like walk forward testing helps you evaluate the robustness of your system and helps you develop trading methodologies, which will be profitable in the future. TradersStudio offers portfolio based walk forward testing as part of its basic package. This is one example of the type of technologies used by hedge funds in custom developed software costing millions of dollars which TradersStudio brings to the average traders desktop for only \$599.00.

TradersStudio's revolutionary user interface let's you develop, optimize, test and trade systems on a basket of markets with a few mouse clicks. Use its powerful analytical tools to improve the performance and test the reliability of your existing systems or new ones you develop.

If you are interested in Trade Management and Money Management methodologies, screening trades, rebalancing portfolios, TradersStudio is for you. TradersStudio can allow you to even develop these methods across multiple systems using the same account, with just a few mouse clicks. Nothing is more powerful than TradersStudio. Now you can get an extra \$100.00 off of TradersStudio for a limited time now only \$499.00.

Bonus: By mentioning this ad, receive Murray Ruggiero's system development course a \$99.00 value, free for the first 50 people to order TradersStudio.

REGULAR FEATURES

- 1 Mission Statement
- 2 Margin Table
- 3 Top Ten Tables
- 3 Hypothetical Performance
Disclaimer & Risk Information
- 4 Systems Tracked In This Issue
- 8 Systems Ranked By Commodity
- 11 Testing Information
- 12 Master Performance Table
- 53 CTA Resource Review
- 54 For The Record
- 56 Vendor Directory

Issue # 6 • 2008



ARE YOU A LOSER?

Do you cut your nose off in spite of your face? Joe Ross, a trader and trading educator with 50+ years of experience, gives us a real-life example of how you can mismanage your money and turn a winning trade into a loser.

38



THE REAL ESTATE BUBBLE

When it comes to the news lately, we've all heard about the real estate bubble. Terry Rudd, an experienced commodity trader and member of the Appraisal Institute, investigates this very thing and helps us understand just what caused the problems at hand and how we're going to get out of it.

44

FTC was established to bring truth to the world of publicly offered trading systems. The public is literally flooded with trading systems which carry promise of great wealth, if one only has the discipline to "follow the system". Many traders have purchased systems for large sums of money only to find out later that the system is worthless. Our purpose is to provide information to assist you in both the purchasing of and the actual decision to trade a system. It is up to you to reach your own conclusion from the facts we present.

There is a substantial risk of loss in futures trading. The high degree of leverage that is found in futures (because of small margin requirements) can work against you as well as for you, i.e., you can have large losses as well as large gains.

Computer studies for this publication were done by George Pruitt, Donna Greene, & Joe Bobek. Copyright©2008 by Futures Truth™ Co. The information in this publication is confidential and for the exclusive use of FTC subscribers ONLY. No reproduction in any form is permitted without written consent. The contents of this publication have been carefully gathered from sources believed to be reliable, but accuracy of the information is not guaranteed. Use it at your own risk. No representation can be made that future performance of any system will bear any relation to past performance.

CONFLICTS OF INTEREST:

- Futures Truth™ is a registered CTA & trades for its own account.
- The owner of Futures Truth™ has an affiliation with the brokerage firm, Commodity Research Institute (CRI), a registered IB.
- Brokers with CRI have systems that we track in Futures Truth™ Magazine. These systems are Stafford S&P Daytrade, FT S&P Daytrade, Universal, Universal LT, Pendulum, and Universal 2.0.
- Futures Truth™ Magazine does track and may trade systems that are created and sold by Futures Truth™ Company. These systems are Samurai 7, Samurai 31, Samurai 35, Dynamic Breakout, FT Version Turtle Trading, and Dynamic Moving Average Crossover.

discoveroptions™
an OptionVue® enterprise

For many years, we at OptionVue Systems International have listened to our clients' frustration that the options education industry charges outrageous fees for general options knowledge and then provides absolutely no follow-up instruction or practical tools.

To meet your needs we developed a One-on-One Personalized Mentoring Program that helps you find profit opportunities in all market environments.

Call us today at 1-800-733-6610 to see if individual options mentoring is the right way to help you meet your trading goals.



Steve Lentz
Director of Education

For More Information, Visit
www.DiscoverOptions.com

Margins Used For the Master Performance Table

10 Year Notes	\$1,400	Dollar Index	\$800	Lumber	\$1,100	Nikkei	\$4,000	Soybeans	\$3,500
5 Year Notes	\$1,000	Dow Jones	\$5,605	Mex Peso	\$1,500	Orange Juice	\$1,300	Sugar	\$800
Australian \$	\$1,600	Euro Currency	\$2,300	Mini Crude	\$4,625	Palladium	\$2,750	Swiss Franc	\$2,000
British Pound	\$1,500	Euro Dollar	\$750	Mini Midcap	\$3,200	Pork Bellies	\$1,200	Unleaded Gas	\$8,750
Canadian \$	\$1,750	Feeder Cattle	\$1,000	Mini Nasdaq	\$2,200	Rough Rice	\$2,300	US Bonds	\$1,800
Coffee	\$3,000	Gold	\$3,250	Mini Nat Gas	\$1,875	Russell 2000	\$15,000	Wheat	\$3,000
Copper	\$5,750	Heating Oil	\$10,250	Mini Russell	\$3,500	S&P	\$18,000		
Corn	\$1,500	Japanese Yen	\$2,500	Mini S&P	\$3,600	S&P Midcap	\$16,000		
Cotton	\$1,800	Lean Hogs	\$900	Nasdaq	\$11,000	Silver	\$5,000		
Crude Oil	\$9,250	Live Cattle	\$800	Nat Gas	\$8,250	Soybean Meal	\$2,000		

Last updated July 2008





“See why Barron's and Forbes have named us #1 in Technical Analysis!”

– Tim Knight, founder & CEO

- **Real-Time Market Scanning**

 - Custom technical and fundamental criteria
 - Find gaps up, double-bottoms, and more
- **Advanced Charting** with...

 - 130+ technical studies and indicators
 - Powerful drawing tools for creating trendlines, channels, and text annotations
 - Fibonacci retracements, arcs, fans, and time zones
 - Track stocks, futures, options — view up to 40 years of historical data, plus 60 days of intraday history
- **Streaming Charts, Quotes and Portfolios**

 - Optional Nasdaq Level II, Time-&-Sales data
- **Easy-to-Use, Affordable, Convenient**

 - Gold memberships start at just \$39.⁹⁵ per month
 - Choose real-time or delayed market data
 - Instant access from any browser, anywhere!



Special Offer for Futures Truth Readers

Try a Gold membership free for 14 days!

Call toll-free **1.800.772.8040**, or sign up online:
www.prophet.net/futurestruth

The pessimist sees difficulty in every opportunity. The optimist sees opportunity in every difficulty.
- Winston Churchill

The problems of the world cannot possibly be solved by skeptics or cynics whose horizons are limited by the obvious realities. We need men who can dream of things that never were.
- John F. Kennedy

Never cut what you can untie.
- Joseph Joubert

Your work is to discover your work and then with all your heart to give yourself to it.
- Budda

TOP TEN TABLES

TOP TEN SINCE RELEASE DATE

	System	Annual % Ret
1	Dual Thrust	203.9%
2	Dual Thrust 2	196.1%
3	Natural Gas Offense	188.9%
4	Natural Gas Trader - MA	175.9%
5	Maxim	153.8%
6	Natural Gas Trader - GA	146.8%
7	Turbo Trader Pro	142.5%
8	Anticipation	136.6%
9	Impetus SP	134.4%
10	Natural Gas Trader - LA	112.9%

TOP TEN FOR PAST 12 MONTHS

	System	Annual % Ret
1	Mesa Bonds	471.9%
2	VC Daytrader	350.0%
3	ProfitQuest	299.2%
4	I-Master	282.3%
5	GK-Grain Trader I	272.7%
6	Natural Gas Offense	260.3%
7	Ultimate Trading Device I	228.8%
8	EarlyBird III	228.6%
9	BRIX	228.0%
10	EuroDynamics LT	225.2%

TOP TEN SINGLE MARKET SYSTEMS SINCE RELEASE DATE

	System	Annual % Ret
1	Natural Gas Offense	188.9%
2	Natural Gas Trader - MA	175.9%
3	Natural Gas Trader - GA	146.8%
4	Turbo Trader Pro	142.5%
5	Anticipation	136.6%
6	Impetus SP	134.4%
7	Natural Gas Trader - LA	112.9%
8	Delphi Universal	95.4%
9	Kannatta	91.5%
10	R-Mesa 3	87.2%

TOP TEN MULTI-MARKET SYSTEMS SINCE RELEASE DATE

	System	Annual % Ret
1	Dual Thrust	203.9%
2	Dual Thrust 2	196.1%
3	Maxim	153.8%
4	Keystone	95.0%
5	Catscan IV	89.6%
6	Catscan IV Constant	81.0%
7	Simple Harmony	72.4%
8	I-Master	69.8%
9	Dollar Trader for Currencies	68.9%
10	GK Energy Trader II	66.8%

Systems included in the "Since Release Date" Tables, must have been released for at least 18 months.

HYPOTHETICAL PERFORMANCE RESULTS HAVE MANY INHERENT LIMITATIONS, SOME OF WHICH ARE DESCRIBED BELOW. NO REPRESENTATION IS BEING MADE THAT ANY ACCOUNT WILL OR IS LIKELY TO ACHIEVE PROFITS OR LOSSES SIMILAR TO THOSE SHOWN. IN FACT, THERE ARE FREQUENTLY SHARP DIFFERENCES BETWEEN HYPOTHETICAL PERFORMANCE RESULTS AND THE ACTUAL RESULTS SUBSEQUENTLY ACHIEVED BY ANY PARTICULAR TRADING PROGRAM.

ONE OF THE LIMITATIONS OF HYPOTHETICAL PERFORMANCE RESULTS IS THAT THEY ARE GENERALLY PREPARED WITH THE BENEFIT OF HINDSIGHT. IN ADDITION, HYPOTHETICAL TRADING DOES NOT INVOLVE FINANCIAL RISK, AND NO HYPOTHETICAL TRADING RECORD CAN COMPLETELY ACCOUNT FOR THE IMPACT OF FINANCIAL RISK IN ACTUAL TRADING. FOR EXAMPLE, THE ABILITY TO WITHSTAND LOSSES OR TO ADHERE TO A PARTICULAR TRADING PROGRAM IN SPITE OF TRADING LOSSES ARE MATERIAL POINTS WHICH CAN ALSO ADVERSELY AFFECT ACTUAL TRADING RESULTS. THERE ARE NUMEROUS OTHER FACTORS RELATED TO THE MARKETS IN GENERAL OR TO THE IMPLEMENTATION OF ANY SPECIFIC TRADING PROGRAM WHICH CANNOT BE FULLY ACCOUNTED FOR IN THE PREPARATION OF HYPOTHETICAL PERFORMANCE RESULTS AND ALL OF WHICH CAN ADVERSELY AFFECT ACTUAL TRADING RESULTS.

THERE IS A SUBSTANTIAL RISK OF LOSS IN FUTURES TRADING. THE HIGH DEGREE OF LEVERAGE THAT IS FOUND IN FUTURES (BECAUSE OF SMALL MARGIN REQUIREMENTS) CAN WORK FOR YOU AS WELL AS AGAINST YOU, I.E. YOU CAN HAVE LARGE LOSSES AS WELL AS LARGE GAINS.

Systems Tracked In This Issue **#6-2008**

Sys. #	Rank	System Name	Vendor	Sys. #	Rank	System Name	Vendor
405	92	%C DayBreaker	Creative Breakthrough, Inc.	534	90	CrudeExtreme	Chan So Han
106	145	1-2-3 System	John Schmidt	615	121	CrudeSpyder	David Imgraben
198	61	1-2-3-4 System	John Schmidt	621	267	CTA3 SW	The Trading Systems Broker
548	252	24.Fujiko	Takaiku Nishimura	622	284	CTA4 SW	The Trading Systems Broker
275	241	25X25	Charles Le Beau	623	102	CTB3 SW	The Trading Systems Broker
409	42	Abalone	Petros Development Corp.	624	282	CTB4 SW	The Trading Systems Broker
207	78	Aberration	Keith Fitschen	617	218	CTP	David Imgraben
300	182	Aberration Plus	Keith Fitschen	511	250	CTS Crash Control	Creative Trading Systems, LLC
365	46	Advent	Scott Magnuson	250	13	Cyclone	Dr. John Clayburg
432	20	AlfaMAXX	Alfaranda CTA	543	168	DCB Coffee	Andy Waldock
619	245	Alpha DT	The Trading Systems Broker	546	233	DCB Cotton	Andy Waldock
307	72	Amos' Root	Giles Korznecki	541	107	DCB Crude Oil	Andy Waldock
364	174	Andromeda	Petros Development Corp.	542	179	DCB Lean Hogs	Andy Waldock
441	163	Andromeda 2	Petros Development Corp.	544	171	DCB Lumber	Andy Waldock
380	69	Anomaly 1	longtermtrading.com	547	198	DCB Nasdaq Swing	Andy Waldock
381	65	Anomaly 2	longtermtrading.com	545	154	DCB Natural Gas	Andy Waldock
224	67	Anticipation	Advanced Systems Inc.	540	180	DCB Wheat	Andy Waldock
295	93	Anticipation II	Advanced Systems Inc.	306	256	DCB-Bond	Andy Waldock
573	219	Anticipation III	Advanced Systems Inc.	111	259	DCS II	PWA Futures
574	229	Anticipation IV	Advanced Systems Inc.	509	12	Delphi Universal	TradingVisions Systems, Inc.
279	157	Arcs	Alfaranda	595	43	Delphi Universal II	TradingVisions Systems, Inc.
302	86	Arcs Plus	Alfaranda	594	37	Delphi Universal II Day	TradingVisions Systems, Inc.
271	110	Athena	Brian Watson	625	83	Delta DT	The Trading Systems Broker
361	201	ATS-3200	Advanced Trading Sys.	136	262	Delta Threshold	Day Trading Inst.
362	170	ATS-6400	Advanced Trading Sys.	4	225	Dennis RSI	Robert Dennis, Jr.
583	51	Aussie Trader	eMarCoSoft y Cia Ltda	82	118	Directional Movement	Welles Wilder
599	251	Auto 2 Way	AutoTrading Systems	400	58	DirecTrend	Steve Marshall
603	70	Auto Core Duo	AutoTrading Systems	236	204	Dollar Trader for Curr.	Dave Fox
601	189	Auto ExtremeR	AutoTrading Systems	62	64	Dr. Jenkins System	Dr. David Jenkins
633	217	Auto NRangeR	AutoTrading Systems	125	220	Dual Cross System	David Wright
641	130	Auto NRangeR Sh Term	AutoTrading Systems	562	25	Dual Thrust	Mike Chalek
469	153	Axiom Index	TradingVisions Systems, Inc.	590	36	DualThrust 2	Mike Chalek
471	96	Axiom Long Term	TradingVisions Systems, Inc.	240	115	Dynamic Breakout Sys	George Pruitt/FTC
425	273	AxSym	i8i.com	303	139	Dynamic MovAvgCross	George Pruitt/FTC
386	53	Balance Point	Daytrading Educators	467	142	DynamicTrendTrading	Dave Reiter
269	84	Basis	Alfaranda	265	122	Dynamo	Chuck Hughes
270	167	Basis II	Alfaranda	327	16	Early Bird	TradingVisions Systems, Inc.
234	281	Belly Trader	Dr. John Clayburg	397	34	Early Bird II	TradingVisions Systems, Inc.
620	255	Beta DT	The Trading Systems Broker	431	8	Early Bird III	TradingVisions Systems, Inc.
273	269	Big Dipper	Charles Le Beau	626	271	Echo DT	The Trading Systems Broker
578	55	Black Crusader UD	Andrew Gibbs & Allan Kerr	470	285	EGE 6%	Nihat Orhan
579	57	Black Crusader UD Mini	Andrew Gibbs & Allan Kerr	473	272	EGE7 High Low	Nihat Orhan
333	40	Black Gold	Giles Korznecki	257	49	ETS - Daily	Michael Mermer
560	149	Black Gold - Petrol	eMarCoSoft y Cia Ltda	256	191	ETS - Interim	Michael Mermer
124	29	Black or White	Troy Staman	272	38	ETS Day Trade	Michael Mermer
225	275	Bond & Yen Trdng. Sys.	George Panagakis	221	258	EuroDollar Indicator	George Panagakis
397	193	Bond Blaster	Tom Stein	445	10	EuroDynamics LT	Hafliidi Eliasson
121	283	BondPat	Lee Gettess	569	231	EuroMax	Hafliidi Eliasson
450	123	Bounce 2	Trade Maid	288	202	EVE T Bond	Emil Van Essen
395	9	BRIX	Alfaranda	235	32	Feeder Trader	Dr. John Clayburg
296	99	Capcon1	Kevin Brown	404	195	FGC Emerald	First Global Capital Mgmt.
212	276	CatScan	Randy Stuckey	507	235	FMS Advantage	Fast Market Systems
226	156	Catscan II	Randy Stuckey	611	129	Four Ducks	Beverly Antrobus
421	14	Catscan III	Randy Stuckey	171	101	FT S&P DayTrade	Stafford Trading Co.
422	100	Catscan III Const.	Randy Stuckey	524	190	Fujiko.N	Takaiku Nishimura
563	47	CatsCan IV	Randy Stuckey	483	151	Fusion	Strategic Trading Sys.
564	59	CatsCan IV Const	Randy Stuckey	370	144	GearedUp	Steffen Orben
350	89	Challenger	S. L. Pee	401	205	GearedUpMk1	Steffen Orben
342	113	Checkmate	Strategic Trading Sys.	605	238	GEMS NG Mini	Creative Breaththrough, Inc.
343	216	CoatTails	longtermtrading.com	332	186	Genesis B	Giles Korzenecki
278	75	Compass	Ziad Chahal	294	17	GK Currency Trader	H. G. Knees
338	223	Countdown	longtermtrading.com	349	30	GK Energy Trader	H. G. Knees
331	199	Cross Bow	Charles Le Beau	487	18	GK-Energy Trader II	H. G. Knees
606	214	Crude Day Trader	Chan So Han	489	5	GK-Grain Trader I	H. G. Knees

Systems appearing in this issue for the first time are listed in Bold.

Systems Tracked In This Issue **#6-2008**

Sys. #	Rank	System Name	Vendor	Sys. #	Rank	System Name	Vendor
348	222	GK-Interest Trader	H. G. Knees	591	221	PUMP #1	eMarCoSoft y Cia Ltda
488	161	GK-Meat Trader I	H. G. Knees	568	274	Qtech S&P	Dave Poxon
550	188	GK Universal Trader I	H. G. Knees	42	119	QUAD	Joe Bristor
551	125	GK Universal Trader II	H. G. Knees	187	126	R-Breaker	Rich Saidenberg
253	117	Golden SX	Randy Stuckey	570	230	RC Advance ++	Rickey Cheung
254	166	Golden SX Const.	Randy Stuckey	643	48	RC Beginner	Rickey Cheung
177	203	Grand Cayman System	Mike Chisolm	566	62	RC Book 2	Rickey Cheung
572	236	HI%Mid	Seival Systems	565	148	RC Chance	Rickey Cheung
346	94	Hi-Lo Swing	David McLarney	597	147	RC Chance+	Rickey Cheung
491	112	HiProb	Seival Systems	644	131	RC Constant	Rickey Cheung
607	183	HO - No2	eMarCoSoft y Cia Ltda	642	165	RC Countertrend	Rickey Cheung
366	4	I-Master	Keith Fischen/Murray Ruggiero	592	266	RC Courage	Rickey Cheung
415	120	Impetus	TradingVisions Systems, Inc.	567	237	RC Edge	Rickey Cheung
589	24	Impetus SP	TradingVisions Systems, Inc.	610	135	RC Intermediate	Rickey Cheung
334	132	JJ	Giles Korzenecki	631	136	RC Proof+	Rickey Cheung
584	249	Kannatta	eMarCoSoft y Cia Ltda	576	152	RC Shine	Rickey Cheung
538	169	Keystone	Founder Trading	461	68	RC Success	Rickey Cheung
627	45	Kilo SW	The Trading Systems Broker	519	31	RC Success 3	Rickey Cheung
193	127	Kylie	Harvest Trading	632	77	RC Super	Rickey Cheung
274	87	Lil' Dipper	Charles Le Beau	598	247	RC Trend	Rickey Cheung
247	279	Lil Gapper	David Wright	340	105	Ready-Set-Go	longtermtrading.com
628	270	Lima SW	The Trading Systems Broker	582	243	Red Copper	eMarCoSoft y Cia Ltda
451	140	Longrifle	Adam Grimes	123	263	Reverse Trend Entry	Troy Staman
645	158	LPR Quantitative A2	L'eau Prosper Research	186	211	R-Levels	Rich Saidenberg
636	173	LPR Quantitative L2	L'eau Prosper Research	268	108	R-Mesa 3	John Ehlers/Mike Barna
639	213	LPR Quantitative M3	L'eau Prosper Research	411	104	R-Mesa 5	John Ehlers/Mike Barna
646	226	LPR Quantitative P2	L'eau Prosper Research	618	228	RUMI	David Imgraben
637	106	LPR Quantitative S2	L'eau Prosper Research	436	240	S&P Day	Hafliði Eliasson
266	244	Magnet	Lapis Trading Strategies	472	82	SAGA	Carlos Chaves
609	79	Maiz	eMarCoSoft y Cia Ltda	283	280	Samurai_35	Futures Research
384	63	Market Direction	Giles Korzenecki	281	21	Samurai_7	Futures Research
203	234	Market Mapping	Lee Gettess	105	128	Scooter	Robert Dennis Jr
383	162	Market Rider	Parviz Hamedanian	114	27	Second Income	Gila Brock
552	19	Maxim	Founder Trading	248	138	Sentive Yen System	Sentive Trading Co.
585	215	Maya Legacy	eMarCoSoft y Cia Ltda	297	265	Serendipity	Charles LeBeau
480	76	Mechwarrior-SP	Andrew Gibbs	430	224	Shockwave	Keener Capital Mgmt.
485	97	Mechwarrior-ES	Andrew Gibbs	298	196	Sidewinder	Charles LeBeau
321	1	MESA Bonds	John Ehlers/Mike Barna	255	200	Sierra Hotel	Mesa
435	277	Mesa T-Notes	John Ehlers/Mike Barna	571	85	Simple Harmony	Murray Ruggiero
412	194	MesaMAX	John Ehlers/Mike Barna	581	141	SledgeHammer	Greg Jewell
104	246	Mike Culler System	Mike Culler	232	227	SP \ U	Financial Facilitators
280	114	Millenium 2000	Randy Stuckey	535	172	Spartan	Joseph Ford
31	254	Miracle Trading Mthd.	R. C. Allen	438	187	Spectrum	TradingVisions Systems, Inc.
322	41	Moving Avg. Reversal	S. L. Pee & M. H. Pee	413	95	SPMD 500	Giles Korzenecki/Dave Wresinski
34	278	Murlantic Cattle Method	Mrs. M. Sanderford	344	56	STAT	Randy Stuckey
525	268	Naka89	Kazuhiko Nakayama	345	33	STAT Const	Randy Stuckey
526	6	Natural Gas Offense	Advanced Systems Inc.	410	54	Statmirror	Piotr Michalak
505	23	Natural Gas Trader-GA	Advanced Systems Inc.	258	26	STC S&P DayTrade	Stafford Trading
506	111	Natural Gas Trader-LA	Advanced Systems Inc.	347	133	STO-X	David McLarney
504	15	Natural Gas Trader-MA	Advanced Systems Inc.	335	185	Strategic	Charles LeBeau
204	253	NCR	Joseph Stowell	561	146	Super Turtle	Murray Ruggiero
26	212	Night & Day Daytrading	Joe Bristor	140	60	Support/Resistance	Walter Studnicki
378	44	Octane	Keener Capital Mgmt.	84	178	Swing Index System	Welles Wilder
559	181	OCTANE92	eMarCoSoft y Cia Ltda	374	52	Synergy	Strategic Trading Sys.
629	257	Oscar SW	The Trading Systems Broker	251	286	TBond 2000	David Wright
65	103	Parabolic Stop	Welles Wilder	139	175	T-Bonds Day_Trade	Walter Studnicki
440	155	Pegasus	Petros Development Corp.	242	124	The Big Blue	Vilar Kelly
304	150	Pendulum	Stafford Trading Co.	196	159	The Mystery System	Peter Aan
575	210	PowerTrader	B. Antrobus	309	116	Theta	Scott Lowry
399	206	Prism Growth	Mark Keating	496	209	Time	Urban Jaekle
231	3	Profit Quest	ProfitQuest Systems	228	232	Top Ten System	Taruas Trading
640	143	Propero	Joseph Ford	93	74	Trader's Profit Motive	Traders Software
102a	208	PULSAR Imp. Pattern	Joe Duffy	515	177	Trend Harmony	Murray Ruggerio
102b	50	PULSAR Volatility	Joe Duffy	299	197	Trend One	PWA Futures

Systems appearing in this issue for the first time are listed in Bold.

Systems Tracked In This Issue

#6-2008

Sys. #	Rank	System Name	Vendor	Sys. #	Rank	System Name	Vendor
604	73	Trend Weaver	TimingCharts.com	308	39	USOne	Giles Korzenecki
292	98	Trendchannel	John Tolan	437	2	VC Daytrader	Veecee Corp.
17	260	Trender	Walter Studnicki	291	248	Vega	Eric Maeder & Richard Best
608	81	Trigo	eMarCoSoft y Cia Ltda	85	91	Volatility	Welles Wilder
387	28	Tuition-LT	Skyline Computers	59	35	VOLPAT	Lee Gettess
539	66	Turbo Trader Pro	Peter Zwag	126	164	Watch and Wait	Ralph Vince
293	137	Turnkey	Chuck Hughes	339	80	Waverider	longtermtrading.com
249	109	Turtle Trading System	Michael Dillon	318	22	Weaver	Alfaranda
426	160	Tzar	Alfaranda, CTA	319	134	Weaver MT	Alfaranda
323	7	Ultimate Trading Dev. I	S. L. Pee & M. H. Pee	262	88	William Tell Bonds	Erik Been
324	71	Ultimate Trading Dev. II	S. L. Pee & M. H. Pee	267	242	XS Bonds	Emil Van Essen
133	184	Universal	Stafford Trading Co.	367	176	Zeeport	Alfaranda
468	11	Universal 2.0	Stafford Trading Co.	233	207	Zenith* 1000	Ron Thieme
199	264	Universal LT	Stafford Trading Co.	630	261	Zulu SW	The Trading Systems Broker
616	239	US60Min	David Imgraben	558	192	ZumaFria	eMarCoSoft y Cia Ltda

Systems appearing in this issue for the first time are listed in Bold.

FTC Limited Partnership is a privately offered pool. It is continuously offered to allow investors to participate in a professionally managed portfolio of commodities and securities investments. The Commodity Pool Operator is Futures Truth Company, a Delaware corporation. The main business office is located at 294 N. Hillside Road, Hendersonville, N.C. 28791. The main telephone number is (828) 697-0273, Fax (828) 692-7375, and e-mail: ftruth@aol.com. The pool in its current structure has been in operation since March 2004.

FTC LIMITED PARTNERSHIP**NET PERFORMANCE AFTER ALL FEES****PAST PERFORMANCE IS NOT NECESSARILY INDICATIVE OF FUTURE RESULTS.**

	2008	2007	2006	2005	2004
Jan	0.23%	0.17%	-2.06%	-10.68%	
Feb	-1.68%	6.80%	-5.82%	-0.50%	
Mar	-4.17%	-5.72%	1.60%	-2.32%	-2.08%
April	-2.60%	-0.72%	30.53%	0.57%	4.66%
May	6.46%	-2.95%	-4.28%	-0.72%	5.45%
June	3.35%	-2.54%	-14.89%	1.01%	-6.41%
July	-2.28%	0.13%	-6.34%	-4.33%	6.46%
Aug		-2.97%	-2.95%	2.87%	5.52%
Sep		1.51%	-0.80%	-1.20%	1.22%
Oct		-0.41%	-0.25%	-3.63%	4.39%
Nov		4.35%	11.8%	5.08%	0.49%
Dec		7.04%	-9.02%	-7.28%	-0.42%
Total	-1.63%	4.76%	-9.03%	-20.86%	20.13%

E - Estimate

Composite Performance of The Pool for the MSS program**Drawdown** means losses experienced by an account over a specified period of time.

Inception of trading by the Pool:	March 2004
Total Net Asset Value:	\$668,124
Worst Monthly Percentage Drawdown in the Pool:	-14.89% on Jun. 2006
Worst Peak to Valley Drawdown in the Pool:	-29.51% from April 2006-Oct. 2006
Number of pool members:	7
Number of Pool members closed:	14
Number of Pool members closed with a loss:	13
Aggregate gross capital subscription to the pool	\$1,113,032

MANAGED ACCOUNTS BY THE ADVISOR MAY HAVE PERFORMED SIGNIFICANTLY DIFFERENT FROM THIS ACCOUNT AS IT DEPENDS ON CAPITAL, RISK TOLERANCE, ETC.



Attention Traders

Contact Me Today

Holliston Hill Hurd
hillhh@aol.com
(203) 838-5348

Do you want to start your own CTA?
Are you a CTA who wants to raise assets?

Grow Your Business With Our One-on-One Consultation
Bring someone to your team who has extensive experience and has run a CTA with close to \$200 million.

TESTING & CONSULTING

EVERY TRADER SHOULD DO THIS BEFORE TRADING

- Drawdowns?
- Portfolios?
- Money Management?
- Required Equity?
- Correlations?

What are your system's results?
Knowledge Builds Confidence

CALL TODAY! 828-697-0273 OR 828-692-4230



BROKERS

Looking for a program to market?

OFFER THE SAM101 PROGRAM TO YOUR CLIENTS

- \$50,000 Minimum
- Proven CTA with a track record
- Commission trail for distribution

Contact Holliston Hill Hurd • hillhh@aol.com • (203) 838-5348

#6-2008

RANKING BY SPECIFIC COMMODITY

NOTE: RANKING BASED ON PERFORMANCE SINCE RELEASE DATE. SOME SYSTEMS HAVE BEEN OUT FOR A SHORT PERIOD OF TIME.

Bond			S&P			Day Trade		
Systems	Sys.	%Chng	Systems	Sys.	%Chng	Systems	Sys.	%Chng
System Name	#	Min.Req Cap.	System Name	#	Min.Req Cap.	System Name	#	Min.Req Cap.
1 Weaver MT	319	105.3%	1 RC Beginner	643	142.2%	1 RC Beginner	643	155.1%
2 Samurai_35	283	86.8%	2 Impetus SP	589	134.4%	2 Turbo Trader Pro	539	142.5%
3 MESA Bonds	321	78.0%	3 RC Super	632	101.7%	3 RC Beginner	643	142.2%
4 ATS-3200	361	76.3%	4 Keystone	538	91.1%	4 Impetus SP	589	134.4%
5 Grand Cayman System	177	63.5%	5 R-Mesa 3	268	87.2%	5 RC Super	632	121.1%
6 Trend One	299	55.6%	6 Tzar	426	73.0%	6 Keystone	538	109.7%
7 Samurai_7	281	52.2%	7 RC Intermediate	610	64.7%	7 RC Super	632	101.7%
8 ETS - Daily	257	51.2%	8 RC Success	461	62.4%	8 Keystone	538	99.6%
9 Lil' Dipper	274	43.3%	9 Mechwarrior	480	61.3%	9 Delta DT	625	99.1%
10 Checkmate	342	42.5%	10 R-Breaker	187	60.9%	10 Keystone	538	91.1%
11 Scooter	105	41.4%	11 STC S&P DayTrade	258	60.7%	11 R-Mesa 3	268	87.2%
12 Challenger	350	35.1%	12 RC Constant	644	59.4%	12 LPR Quantitative S2	637	77.0%
13 1-2-3 System	106	34.5%	13 Black Crusader UD	578	56.5%	13 Bounce 2	450	74.9%
14 William Tell Bonds	262	29.8%	14 Early Bird	327	55.1%	14 Early Bird III	431	72.0%
15 CatScan	212	27.6%	15 RC Book 2	566	54.2%	15 RC Intermediate	610	64.7%
16 Basis	269	21.8%	16 RC Proof+	631	53.2%	16 Delphi Universal II Day	594	63.4%
17 Universal	133	18.3%	17 VC Daytrader	437	53.2%	17 RC Success	461	62.4%
18 Universal LT	199	17.8%	18 Cyclone	250	51.5%	18 R-Breaker	187	60.9%
19 Turtle Trading System	249	17.7%	19 RC Shine	576	50.4%	19 STC S&P DayTrade	258	60.7%
20 Ready-Set-Go	340	16.2%	20 %C DayBreaker	405	44.5%	20 CrudeExtreme	534	60.1%
21 Sidewinder	298	15.1%	21 I-Master	366	43.1%	21 RC Constant	644	59.4%
22 XS Bonds	267	14.7%	22 Zeeport	367	41.6%	22 Early Bird	327	55.1%
23 CTP	617	13.9%	23 AlfaMAXX	432	40.4%	23 RC Success	461	55.1%
24 CTP	617	13.3%	24 Balance Point	386	38.9%	24 RC Chance+	597	54.4%
25 DCB-Bond	306	12.0%	25 ETS Day Trade	272	38.6%	25 RC Book 2	566	54.2%
26 Compass	278	11.2%	26 VOLPAT	59	35.1%	26 Impetus	415	53.3%
27 EVE T Bond	288	10.3%	27 R-Mesa 5	411	30.9%	27 RC Proof+	631	53.2%
28 USOne	308	10.0%	28 Magnet	266	29.4%	28 VC Daytrader	437	53.2%
29 Fusion	483	9.8%	29 Trader's Profit Motive	93	29.3%	29 Cyclone	250	51.5%
30 Tuition-LT	387	8.4%	30 Octane	378	28.3%	30 RC Shine	576	50.4%
31 Basis II	270	8.1%	31 FT S&P DayTrade	171	27.7%	31 Early Bird II	580	50.3%
32 BRIX	395	6.9%	32 RC Countertrend	642	26.7%	32 Propero	640	49.4%
33 Watch and Wait	126	5.6%	33 R-Levels	186	24.3%	33 %C DayBreaker	405	44.5%
34 Serendipity	297	1.3%	34 Spectrum	438	20.6%	34 RC Book 2	566	42.6%
35 Miracle Trading Mthd.	31	-0.2%	35 PULSAR Volatility	102b	20.2%	35 Zeeport	367	41.6%
36 25X25	275	-1.2%	36 Bounce 2	450	18.5%	36 AlfaMAXX	432	40.4%
37 Turnkey	293	-3.7%	37 RC Chance	565	17.5%	37 Balance Point	386	38.9%
38 Countdown	338	-5.0%	38 Statmirror	410	17.3%	38 ETS Day Trade	272	38.6%
Mini Russell			Russell			Cotton		
Systems	Sys.	%Chng	Systems	Sys.	%Chng	Systems	Sys.	%Chng
System Name	#	Min.Req Cap.	System Name	#	Min.Req Cap.	System Name	#	Min.Req Cap.
1 Maxim	552	174.4%	1 I-Master	366	144.6%	1 GK Universal Trader II	551	91.5%
2 DualThrust 2	590	156.8%	2 Bounce 2	450	74.9%	2 Capcon1	296	67.1%
3 Turbo Trader Pro	539	142.5%	3 Tzar	426	54.4%	3 Black or White	124	58.8%
4 DualThrust 2	590	142.0%	4 CTS Crash Control	511	23.3%	4 Axiom Long Term	471	49.3%
5 Keystone	538	99.6%	5 Spectrum	438	2.2%	5 Grand Cayman System	177	42.6%
6 HiProb	491	78.2%				6 Aberration	207	35.1%
7 HI%Mid	572	77.8%				7 Millenium 2000	280	34.5%
8 Delphi Universal II Day	594	63.4%				8 Pegasus	440	29.3%
9 Impetus	415	53.3%				9 Hi-Lo Swing	346	28.2%
10 Black Crusader UD Mini	579	50.1%				10 Samurai_7	281	25.3%
11 Propero	640	36.5%				11 Volatility	85	23.2%
12 RUMI	618	-2.8%				12 Waverider	339	23.1%
13 Auto ExtremeR	601	-16.7%				13 STO-X	347	12.1%
14 Shockwave	430	-22.7%				14 Golden SX	253	11.3%
15 Beta DT	620	-70.4%				15 Arcs	279	10.6%
16 Zulu SW	630	-84.1%				16 Ready-Set-Go	340	10.5%

#6-2008

RANKING BY SPECIFIC COMMODITY

NOTE: RANKING BASED ON PERFORMANCE SINCE RELEASE DATE. SOME SYSTEMS HAVE BEEN OUT FOR A SHORT PERIOD OF TIME.

Euro Currency			Japanese Yen			Dollar Index		
Systems	Sys.	%Chng	Systems	Sys.	%Chng	Systems	Sys.	%Chng
System Name	#	Min.Req Cap.	System Name	#	Min.Req Cap.	System Name	#	Min.Req Cap.
1 Anomaly 2	381	190.4%	1 Dollar Trader for Curr.	236	80.6%	1 Synergy	374	186.5%
2 CatsCan IV	563	174.8%	2 GearedUp	370	69.8%	2 CatsCan IV Const	564	178.9%
3 Anomaly 1	380	164.1%	3 1-2-3-4 System	198	62.0%	3 CatsCan IV	563	178.0%
4 Dual Thrust	562	128.6%	4 Grand Cayman System	177	57.5%	4 Catscan III	421	135.3%
5 DynamicTrendTrading	467	116.9%	5 Dynamic Breakout Sys	240	56.1%	5 Trend Weaver	604	127.9%
6 Catscan III	421	109.7%	6 Bond & Yen Trdng. Sys.	225	51.5%	6 Checkmate	342	122.4%
7 Ultimate Trading Dev. I	323	99.7%	7 Scooter	105	49.8%	7 1-2-3-4 System	198	111.1%
8 1-2-3-4 System	198	99.4%	8 Turtle Trading System	249	39.7%	8 STAT	344	107.9%
9 CatsCan IV Const	564	91.0%	9 Universal LT	199	38.9%	9 Catscan III Const.	422	103.0%
10 Ultimate Trading Dev. II	324	90.9%	10 Basis II	270	38.5%	10 Fusion	483	98.5%
11 Checkmate	342	89.4%	11 Parabolic Stop	65	35.9%	11 GK-Currency Trader	294	93.1%
12 Catscan III Const.	422	88.1%	12 DCS II	111	35.2%	12 Market Rider	383	86.8%
13 GK-Currency Trader	294	87.9%	13 Catscan III Const.	422	34.5%	13 DirecTrend	400	86.8%
14 Synergy	374	87.7%	14 The Mystery System	196	33.1%	14 Directional Movement	82	83.2%
15 Challenger	350	84.8%	15 Top Ten System	228	31.7%	15 STAT Const	345	78.3%
16 Market Direction	384	83.1%	16 Catscan III	421	24.2%	16 CatScan	212	74.3%
17 Amos' Root	307	79.9%	17 Trend Weaver	604	24.1%	17 Compass	278	58.4%
18 DirecTrend	400	79.8%	18 Golden SX Const.	254	23.5%	18 Axiom Long Term	471	53.5%
19 CTB3 SW	623	79.7%	19 Dr. Jenkins System	62	21.5%	19 Basis	269	48.8%
20 Sierra Hotel	255	76.3%	20 ETS - Daily	257	19.0%	20 Parabolic Stop	65	-10.9%
21 Pegasus	440	75.6%	21 Compass	278	16.9%	21 Profit Quest	231	-23.3%
22 Andromeda	364	75.4%	22 Trendchannel	292	16.2%	22 Volatility	85	-59.7%
23 Ready-Set-Go	340	73.5%	23 CatScan	212	15.2%	23 Swing Index System	84	-135.2%
24 Dollar Trader for Curr.	236	73.2%	24 Catscan II	226	14.5%			
25 EuroDynamics LT	445	72.1%	25 Universal	133	13.8%			
26 Andromeda-2	441	66.9%	26 Sierra Hotel	255	13.5%			
27 Aberration	207	64.1%	27 Pegasus	440	13.5%			
28 Catscan II	226	62.8%	28 Theta	309	12.4%			
29 The Mystery System	196	61.5%	29 Arcs	279	11.5%			
30 BRIX	395	60.2%	30 Volatility	85	10.5%			
Natural Gas			Crude Oil			Coffee		
Systems	Sys.	%Chng	Systems	Sys.	%Chng	Systems	Sys.	%Chng
System Name	#	Min.Req Cap.	System Name	#	Min.Req Cap.	System Name	#	Min.Req Cap.
1 Dual Thrust	562	403.7%	1 Dual Thrust	562	136.1%	1 Anticipation	224	136.6%
2 Natural Gas Offense	526	188.9%	2 Four Ducks	611	119.0%	2 Parabolic Stop	65	84.7%
3 Natural Gas Trader-MA	504	175.9%	3 Universal 2.0	468	74.4%	3 Scooter	105	73.3%
4 Natural Gas Trader-GA	505	146.8%	4 CrudeSpyder	615	62.4%	4 1-2-3 System	106	59.7%
5 CatsCan IV	563	129.7%	5 BRIX	395	51.1%	5 The Mystery System	196	59.7%
6 CatsCan IV Const	564	129.7%	6 Catscan III	421	41.7%	6 Anticipation II	295	52.3%
7 Natural Gas Trader-LA	506	112.9%	7 GK Energy Trader II	487	35.9%	7 Anticipation IV	574	47.3%
8 Super Turtle	561	104.5%	8 Trend Weaver	604	34.3%	8 Universal	133	44.3%
9 GK Energy Trader II	487	99.8%	9 DirecTrend	400	34.3%	9 Catscan II	226	39.5%
10 Simple Harmony	571	97.9%	10 Market Direction	384	34.2%	10 PowerTrader	575	39.4%
11 Samurai_7	281	82.5%	11 Abalone	409	34.1%	11 Watch and Wait	126	32.3%
12 Universal 2.0	468	73.4%	12 Theta	309	33.4%	12 Waverider	339	31.3%
13 GK-Energy Trader	349	67.2%	13 Weaver	318	32.4%	13 Top Ten System	228	28.6%
14 Catscan III	421	53.6%	14 Black Gold	333	28.9%	14 Anticipation III	573	25.1%
15 DirecTrend	400	47.1%	15 STAT	344	27.2%	15 Market Direction	384	21.2%
16 Swing Index System	84	44.3%	16 Tuition-LT	387	25.5%	16 Golden SX	253	16.7%
17 Arcs	279	40.3%	17 Advent	365	24.1%	17 Andromeda-2	441	14.8%
18 Advent	365	40.2%	18 STAT Const	345	21.4%	18 DCS II	111	7.2%
19 Waverider	339	33.4%	19 Moving Avg. Reversal	322	21.2%	19 Athena	271	6.0%
20 Volatility	85	32.7%	20 Dynamic Breakout Sys	240	20.8%	20 Golden SX Const.	254	3.5%
21 Athena	271	27.7%	21 DCB Crude Oil	541	20.2%	21 Kylie	193	1.2%
22 Synergy	374	23.8%	22 Black Gold - Petrol	560	19.7%	22 GK Universal Trader I	550	0.3%
23 Parabolic Stop	65	23.1%	23 GK-Energy Trader	349	19.6%	23 Pegasus	440	-0.1%
24 Ready-Set-Go	340	20.3%	24 Aberration	207	19.1%	24 CoatTails	343	-4.5%

WANTED

Mechanical Daytrade System for Stock Indices

A Mechanical Daytrade which

- > **has Full Support**
- > **Fully Revealed Logic**
- > **Exact Signals**
- > **Tradestation Program**
- > **Simple to Use**
- > **Less than \$1500**

Stafford Trading's V-Based Day-trade System is a Mechanical Trading System which tests well hypothetically for multiple stock indices. It is a day-trade system which tries to capture only the major move of the day.

Stafford Trading Company
www.staffordtrading.com



Two Types of Entries

The system uses 2 entry methods. An opening range breakout method AND a key reversal day entry method. It is a "White Box" system. Everything is fully revealed in a detailed manual.

Bottom Line - This system has a simple, logical design. And, at \$1200, it is half the price of some other systems.

DON'T BE A GUNSLINGER
CALL NOW 1-800-270-1362

Lundy Stafford Hill
lundish@aol.com

Past performance is not necessarily indicative of future results. HYPOTHETICAL PERFORMANCE RESULTS HAVE MANY INHERENT LIMITATIONS, SOME OF WHICH ARE DESCRIBED BELOW. NO REPRESENTATION IS BEING MADE THAT ANY ACCOUNT WILL OR IS LIKELY TO ACHIEVE PROFITS OR LOSSES SIMILAR TO THOSE SHOWN. IN FACT, THERE ARE FREQUENTLY SHARP DIFFERENCES BETWEEN HYPOTHETICAL PERFORMANCE RESULTS AND THE ACTUAL RESULTS SUBSEQUENTLY ACHIEVED BY ANY PARTICULAR TRADING PROGRAM. ONE OF THE LIMITATIONS OF HYPOTHETICAL PERFORMANCE RESULTS IS THAT THEY ARE GENERALLY PREPARED WITH THE BENEFIT OF HINDSIGHT. IN ADDITION, HYPOTHETICAL TRADING DOES NOT INVOLVE FINANCIAL RISK, AND NO HYPOTHETICAL TRADING RECORD CAN COMPLETELY ACCOUNT FOR THE IMPACT OF FINANCIAL RISK IN ACTUAL TRADING. FOR EXAMPLE, THE ABILITY TO WITHSTAND LOSSES OR TO ADHERE TO A PARTICULAR TRADING PROGRAM IN SPITE OF TRADING LOSSES ARE MATERIAL POINTS WHICH CAN ALSO ADVERSELY AFFECT ACTUAL TRADING RESULTS. THERE ARE NUMEROUS OTHER FACTORS RELATED TO THE MARKETS IN GENERAL OR TO THE IMPLEMENTATION OF ANY SPECIFIC TRADING PROGRAM WHICH CANNOT BE FULLY ACCOUNTED FOR IN THE PREPARATION OF HYPOTHETICAL PERFORMANCE RESULTS AND ALL OF WHICH CAN ADVERSELY AFFECT ACTUAL TRADING RESULTS. STAFFORD TRADING HAS HAD NO EXPERIENCE IN TRADING ACTUAL ACCOUNTS ON THIS SYSTEM. BECAUSE THERE ARE NO ACTUAL TRADING RESULTS TO COMPARE TO THE HYPOTHETICAL PERFORMANCE RESULTS, CUSTOMERS SHOULD BE PARTICULARLY WARY OF PLACING UNDUE RELIANCE ON THESE HYPOTHETICAL PERFORMANCE RESULTS. Stafford Trading Company and its principals are in no way related to or have any business association with John S. Stafford, Jr. or Stafford Trading, Inc.

TESTING INFORMATION

BLACK BOX SYSTEMS !

"Black Box" Systems are software products which normally run on an IBM or Apple computer wherein the trading decision logic is not revealed. The vendors decision is somewhat understandable in view of the widespread plagiarism that takes place. CAUTION should be used in viewing results from these systems because the vendor has the opportunity to selectively do more curve fitting than usual. In some cases the logic has been revealed to us and we can attest to an orderly procedure in optimization. We encourage all vendors to do this.

ACCURACY ASSURED

Our studies are in no way intended to reflect on the integrity or reputation of the vendors. Hopefully it will complement their research and make it more useful to the investing public. The vendor may have presented their facts in the best possible light and the numbers may be for a particular period of time when the system performed well. In some cases, a system is good over the long term, but one needs to be aware of the capital necessary to trade it. Our studies hopefully will help answer these questions.

Futures Truth™ Co. will not publish numbers on a trading system if and when the vendor:

- Disagrees with the results and we are unable to resolve the differences.
- Sends us threatening and/or harassing letters.
- Has their attorney write us a letter.

This policy has resulted in several systems being dropped from the Master Performance Table. We have no interest in putting up with such behavior and the headache associated therewith. However, freedom of speech still prevails and private opinions are available.

Futures Truth™ does not permit any "tweaking" of numbers in our report. Not one number in our report has the benefit of hindsight, with the exception of the detailed reports. The only numbers we show are after a vendor's most recent modification. This is clearly pointed out.

We only publish history and one should be aware that past performance is not indicative of future results.

Our Top Ten long term systems change very little from one report to the next, and is an area of additional exploration for a system trader. However, prior to buying/trading such a system, one should look at a minimum 10 year record of detailed performance.

One is at considerable risk if he looks at only one year of a system's performance and uses that information to either buy and/or trade a system. The Top Ten performing systems for the past year changes quite often and should only be used as a possible screening for further exploration. Futures Truth™ does not recommend trading a system with this limited amount of data.

TESTING

Most studies were carried out on an Apple Power Mac G3 computer using EXCALIBUR™ Software. Many tests are done using tick by tick data when needed to assure accuracy. All Tests begin using the release date or January 1, 1987. An extra effort is made to test each system exactly as the developer presented it. We produce thousands of numbers for each issue and will occasionally make mistakes. When found the proper results will be published. If you plan on using any of these systems it is recommended that you obtain the Detailed Report for that system, to

see actual trade-by-trade results after optimization.

We receive systems for evaluation from vendors, our own purchase, and from individuals who have purchased a system and want it independently checked. If you own a system not listed in our tables, we would be happy to test it for you.

DATA PROVIDERS

Futures Truth™ employs CSI's Unfair Advantage® database resources to backtest and report on trading performance for systems tested on select markets. In addition, Futures Truth™ incorporates data from Prophet® and Tick Data, Inc®.

CALCULATIONS USED IN TABLES

ALL results are shown AFTER a Commission and Slippage Charge of \$100 per round turn trade for S&P's, \$200 per round turn for the Nasdaq, \$25 for e-mini's, 2 pips for FOREX, and \$75 for all other commodities. New systems with less than 3 months of testing by us, or less than 4 trades will show zero % in the ranking. This will eliminate huge adjustments to Annualized percent returns. ALL results are based on a single contract basis. There is no pyramiding or reinvestment of profits reflected. Notes are located in the VENDOR INDEX.

- (1) Rank by Column (16).
- (2) System Name
- (3) System # is arbitrarily assigned for reference.
- (4) Systems were tested with commodities recommended by the vendor. (Up to 7)
- (5) The date the system was released.
- (6) Yearly performance since 1987 or system released date.
- (7) Month by month performance (Results are for most recent 12 months or since the system was release, if less) The Last month includes any Open Trade Equity. This may cause the months numbers to change from report to report. On longer term systems this will change substantially.
- (8) 12 Month Net \$Profit/Loss after commission/slippage.
- (9) Maximum Drawdown - The highest point in equity to a low in equity after commission each day a trade was made. This is NOT intraday drawdown, which includes open trade equity, which would always be higher.
- (10) Number of closed out trades.
- (11) % of profitable closed out trades.
- (12) Average profitable trade after commission.
- (13) Average losing trade after commission.
- (14) Most consecutive losing trades in the 12 months.
- (15) Minimum Required Capital - Minimum capital required to trade the system effectively. Calculated as 3 times Margin. Margin is the current margin to trade, daytrading systems will use half the usual margin.
- (16) % Change on Minimum Capital. Rate of change of Column (8) divided by Column (15).
- (17) Combined %Change is shown for systems which trade several markets. This is the average % of each market traded from column (16). This should give an idea of how the system performed trading all shown markets.
- (18) Total Net Profit/Loss after commission/slippage since the system was released.
- (19) Maximum Drawdown since the system was released.
- (20) % Change on Minimum Capital. Annualized rate of change of Column (18) divided by Column(15).
- (22) Combined % Change Since Release Date is shown for systems which trade multiple markets. This is an average % of each commodity traded from column (20) & should give an idea of how the system performed trading all shown markets since the system was released.

Rank by % Chng	System Name	System		Commodity	Sys. Rel. Date	Net \$Profit/Loss Per Year											
		#	Day Trd.			(6)					Oct 2007	Nov 2007	Dec 2007	Jan 2008	Feb 2008	Mar 2008	Apr 2008
						2003	2004	2005	2006	2007							
Col. 17 (1)	(2)	(3)	(4)	(5)	(6)	(7)	(8)	(9)	(10)	(11)	(12)	(13)	(14)	(15)	(16)		
1	MESA Bonds	321		Bonds	7/00	-1435	-3778	4653	-144	-906	0	0	0	3520	-3575	3530	3553
2	VC Daytrader	437	*	S&P	8/03	800	-19700	-11900	525	32900	2350	16400	3025	13600	6350	2700	-6050
3	Profit Quest	231		\$ Index	9/95	2170	-3430	-7130	-60	-340	2590	-440	920	270	-820	0	280
4	I-Master	366		S&P	11/01	-10175	-32525	-67625	-8000	62750	7300	26575	15925	-6550	-7050	27050	-1800
	I-Master	366		Nasdaq	11/01	-1400	-19400	-52550	-9125	-22850	-1700	-12000	1250	13750	2200	9650	-14050
	I-Master	366		Russell 2K	11/01	80900	81625	5750	-52650	69625	10900	28900	-9175	36675	25300	44025	14250
5	GK Grain Trader I	489		Corn	11/04	n/a	0	613	-2725	1463	0	0	0	0	0	0	0
	GK Grain Trader I	489		Rough Rice	11/04	n/a	-1335	-250	-4675	-3045	0	0	0	0	0	0	0
	GK Grain Trader I	489		Wheat	11/04	n/a	0	1088	-4713	8725	8900	0	0	0	0	9025	0
6	Natural Gas Offense	526		Nat Gas	8/05	n/a	n/a	39340	46900	2720	1400	1830	-1760	660	5830	11550	10590
7	Ultimate Trading Dev. I	323		Euro C	8/00	8013	6725	-5001	9901	14750	0	11913	0	0	6550	0	0
	Ultimate Trading Dev. I	323		Jap Yen	8/00	4225	-5926	2174	-12063	-2463	0	3200	0	0	6463	0	0
8	Early Bird III	431	*	Mini S&P	3/03	-975	-575	688	625	613	0	550	0	3638	1013	-688	2125
	Early Bird III	431	*	MiniRussel	3/03	2945	-1260	1970	90	9225	3100	1220	510	-860	1375	-2260	1015
9	BRIX	395		Euro C	5/02	10013	11800	6524	-7212	2925	0	9475	0	0	-1875	0	0
	BRIX	395		S Franc	5/02	-1076	6250	7500	-6537	1162	0	6100	0	0	8500	0	2013
	BRIX	395		Jap Yen	5/02	-9375	-1137	14775	-9438	-10852	0	-1088	-3675	0	2938	0	0
	BRIX	395		Bonds	5/02	-1290	9380	-9150	11830	1010	-3680	4610	0	0	2110	0	-1230
	BRIX	395		T Note	5/02	7280	8250	-2930	-2420	5830	-1800	3960	0	0	5420	0	0
	BRIX	395		Crude	5/02	-5850	20070	1810	5110	29020	22000	0	3760	-9010	3610	0	12410
	BRIX	395		Heat Oil	5/02	-6355	12109	4142	-11830	16972	0	11983	0	-3431	-647	22105	0
10	EuroDynamics LT	445		Euro C	9/03	-1763	6338	988	2263	9250	2450	4450	0	0	0	5275	-3738
11	Universal 2.0	468		T Note	11/03	-230	4810	-1140	-1210	-4820	-1130	1250	-580	3030	-790	-50	-780
	Universal 2.0	468		Euro C	11/03	4938	-5061	-4037	-10415	-4674	1488	4025	-1275	125	0	1538	-2525
	Universal 2.0	468		Soybeans	11/03	-610	4215	3500	-3200	8925	2685	-585	2770	-4120	2845	-2030	810
	Universal 2.0	468		Nat Gas	11/03	-9050	16440	1770	18180	17650	2530	0	5860	950	6610	4330	3460
	Universal 2.0	468		Crude	11/03	3440	5390	-2530	7990	26130	11760	1330	5060	-6060	-3080	9460	10270
	Universal 2.0	468		Silver	11/03	-190	4795	-2070	-2715	-10250	5765	-985	4565	730	1725	2325	-2065
12	Delphi Universal	509		Mini Midcap	9/05	n/a	n/a	4545	3155	11380	4365	7405	-210	1395	-2570	1220	1990
13	Cyclone	250	*	S&P	7/96	6725	4500	-29650	-30200	12275	-5200	21075	6300	19150	-1775	-5300	12425
14	Catscan III	421		Nat Gas	5/03	-610	30470	-1190	-10650	-12720	-3790	-5880	6170	-3310	12530	0	13590
	Catscan III	421		Euro C	5/03	11187	148	824	3374	10838	0	11213	-425	-2000	3175	0	4963
	Catscan III	421		\$ Index	5/03	9090	-710	5650	-2060	3060	0	4350	-260	-400	-60	0	630
	Catscan III	421		Jap Yen	5/03	-2925	-5451	7563	4915	5901	-3350	1338	-1063	-2550	2550	0	3363
	Catscan III	421		F Note	5/03	-1085	-410	425	-2360	1450	-245	1660	0	0	1695	-375	-555
	Catscan III	421		Euro \$	5/03	-1350	-200	-2375	-3000	-3150	-75	75	-500	0	3550	-2200	0
	Catscan III	421		Crude	5/03	570	5130	-2170	-2420	8770	20950	-3920	-4110	-9950	5810	0	12420
15	Natural Gas Trader-MA	504		Nat Gas	8/05	n/a	n/a	31080	45810	8760	1400	1830	-1760	660	5830	16710	6430
16	Early Bird	327	*	S&P	1/01	-6525	-1400	1325	-2325	12425	0	-2350	3950	18100	-2425	-425	9600
17	GK-Currency Trader	294		\$ Index	7/98	3810	5260	-530	-4730	1720	0	4360	-1660	0	-40	0	0
	GK-Currency Trader	294		S Franc	7/98	-1164	-21263	11838	-10400	-8788	-2338	-825	0	0	6463	0	-450
	GK-Currency Trader	294		Jap Yen	7/98	-3824	-1924	551	-7613	-4050	0	4313	0	0	8500	0	0
	GK-Currency Trader	294		Euro C	12/98	6075	12000	-588	-3738	9525	0	11913	0	0	6550	0	0
18	GK Energy Trader II	487		Nat Gas	11/04	n/a	-15075	74335	-36585	-3030	0	1185	0	5205	0	12785	-14885
	GK Energy Trader II	487		Crude	11/04	n/a	-2685	13525	10140	15335	0	18535	0	-14740	-12055	0	2600
	GK Energy Trader II	487		Heat Oil	11/04	n/a	719	3923	11283	10061	0	15275	0	0	-7093	0	0
	GK Energy Trader II	487		Unleaded	11/04	n/a	-2322	27212	-19227	42585	0	21555	0	-9155	-6354	0	0
19	Maxim	552		Mini Russell	4/06	n/a	n/a	n/a	11720	21245	1485	3300	3120	2295	2255	3730	1320
	Maxim	552		Mini S&P	4/06	n/a	n/a	n/a	5613	13573	63	2838	1510	1110	1700	3613	-38
20	AlfaMAXX	432	*	S&P	5/03	-7500	-14100	-12225	15400	45526	2375	15500	2400	-2950	2825	3525	-5725
21	Samurai_7	281		S Franc	5/98	-13901	-6000	-488	-17113	6364	0	5113	0	-2638	6088	2300	4188
	Samurai_7	281		Nat Gas	5/98	-4720	34910	18620	14290	30590	3360	-1240	10840	-870	14390	530	7200
	Samurai_7	281		Cotton	5/98	4420	15760	1010	-3105	-8550	-570	-375	-2165	45	4140	-3475	-930
	Samurai_7	281		Bonds	5/98	8140	8160	340	8830	-3690	-950	10	-1310	4640	-1930	-1410	490
	Samurai_7	281		Heat Oil	5/98	10182	1827	-5267	3549	33801	-328	12734	1529	0	1105	8774	12398
22	Weaver	318		Jap Yen	7/00	-4076	250	2624	-8501	-7513	0	813	-2463	0	2938	0	0
	Weaver	318		S Franc	7/00	5938	-2026	11199	-8701	5175	0	6100	0	0	8500	0	338
	Weaver	318		T Note	7/00	6270	5170	-1910	580	1310	-1550	4210	-2960	0	5110	0	0
	Weaver	318		Crude	7/00	-4520	20070	-5910	890	26220	21990	0	3770	-8530	6010	-220	-460
	Weaver	318		Heat Oil	7/00	-7735	3700	-640	-5899	13910	-4313	11710	0	-3431	-71	22672	0
	Weaver	318		Soybeans	7/00	1440	13940	-555	-9595	10380	6300	0	8585	0	15310	-16700	-5650
	Weaver	318		Sugar	7/00	-1736	-1187	2229	9386	-7505	-437	-706	-358	0	4547	0	-2643
23	Natural Gas Trader-GA	505		Nat Gas	8/05	n/a	n/a	9510	58010	6180	550	4810	770	3450	5830	8110	6330
24	Impetus SP	589	*	S&P	12/06	n/a	n/a	n/a	-2650	35825	-1450	16325	2225	8175	-825	6925	-2175
25	Dual Thrust	562		S&P	8/06	n/a	n/a	n/a	1450	27200	14425	27350	850	15775	-19325	0	-11075
	Dual Thrust	562		Euro C	8/06	n/a	n/a	n/a	1837	10050	0	8050	-525	0	-7150	-1163	0
	Dual Thrust	562		Nat Gas	8/06	n/a	n/a	n/a	24600	96310	15540	12690	11440	12010	9490	21000	15990
	Dual Thrust	562		Crude	8/06	n/a	n/a	n/a	-3260	21600	10260	-6750	6190	-4830	11250	240	8490
	Dual Thrust	562		Mini Russell	8/06	n/a	n/a	n/a	7800	11640	-2035	1570	-5845	4405	-725	4655	445
	Dual Thrust	562		Unleaded	8/06	n/a	n/a	n/a	-6967	53461	7426	6136	9479	0	433	17888	8484
	Dual Thrust	562		SP Midcap	8/07	n/a	n/a	n/a	0	41850	3150						

					All Statistics Based On Last 12 Months Performance												Combined		
					12 Mos		12 Mos		Max		Min.		%Chng		Total		%Chng		
May	Jun	Jul	Aug	Sep	Net	Max	Total	%	Avg.	Avg.	Con.	Req'd	Min.Req	Comb-ined	Net	Max	Min.Req	%Chng	
2008	2008	2008	2008	2008	P/L	DD	Trds	Wins	Win	Loss	Loss	Cap. \$	Cap.	%Chng.	P/L	DD	Cap.Since	Min.Req	
					(8)	(9)	(10)	(11)	(12)	(13)	(14)	(15)	(16)	(17)	(18)	(19)	Release	Cap.Since	(22)
0	2588	659	0	15209	25484	7170	13	69.2	3754	-2070	2	5400	471.9%	471.9%	35081	23888	78.0%	78.0%	
1775	12100	7425	9400	25425	94500	12800	206	59.7	2142	-2035	4	27000	350.0%	350.0%	75350	57675	53.2%	53.2%	
-720	0	300	3520	1280	7180	2020	17	64.7	1051	-730	2	2400	299.2%	299.2%	-7400	23360	-23.3%	-23.3%	
2325	8150	36975	20725	22725	152350	39400	82	63.4	5710	-4815	4	54000	282.1%	282.3%	162975	168375	43.1%	69.8%	
5000	-750	4150	3350	-3825	7025	22850	87	49.4	3352	-3113	7	33000	21.3%	282.3%	26200	127775	11.3%	69.8%	
17200	-5750	26425	20875	3650	213275	30100	84	57.1	7889	-4582	3	45000	473.9%	282.3%	455474	87500	144.6%	69.8%	
0	0	8463	0	2950	11413	0	2	100.0	5706	0	0	4500	253.6%	272.7%	10763	2725	59.8%	48.7%	
14785	0	0	-515	0	14270	515	2	50.0	14785	-515	1	6900	206.8%	272.7%	4965	9305	18.0%	48.7%	
0	-4675	0	0	6875	20125	4675	4	75.0	8267	-4676	1	5400	372.7%	272.7%	16325	4888	77.2%	48.7%	
12070	250	29050	-2510	-4530	64430	12780	79	60.8	2515	-1820	5	24750	260.3%	260.3%	151920	21320	188.9%	188.9%	
5100	0	0	5775	5288	34625	2388	6	83.3	7403	-2370	1	6900	501.8%	228.8%	56763	13800	99.7%	37.8%	
-2375	-1600	0	888	-8250	-1675	11338	7	42.9	3517	-3061	2	7500	-22.3%	228.8%	-11900	23413	-19.2%	37.8%	
0	1975	-1038	-363	4663	11875	1625	79	53.2	613	-376	5	5400	219.9%	228.6%	11700	5200	38.2%	54.1%	
-610	2020	-190	-785	6903	11438	3270	128	51.6	599	-454	4	4800	238.3%	228.6%	19578	3270	72.0%	54.1%	
5100	-6138	0	1138	5288	12988	10200	10	50.0	5713	-3115	3	6900	188.2%	228.0%	26988	15675	60.2%	43.0%	
2013	-2888	-3100	5800	1275	19713	5988	8	75.0	4283	-2993	2	6000	328.6%	228.0%	18900	13988	48.5%	43.0%	
-1825	0	0	4125	-10138	-9663	10138	9	44.4	2135	-3636	2	7500	-128.8%	228.0%	-19175	25188	-39.3%	43.0%	
2900	0	-5730	1270	-210	40	5730	10	40.0	2723	-1809	2	5400	0.7%	228.0%	2410	12590	6.9%	43.0%	
-1980	0	-1930	2340	-940	5070	3910	9	44.4	3098	-1461	2	4200	120.7%	228.0%	16040	6920	58.8%	43.0%	
0	27960	-17400	8100	15970	67400	17400	10	70.0	14254	-10793	2	27750	242.9%	228.0%	92140	17400	51.1%	43.0%	
33743	0	16115	0	26376	106243	4078	9	66.7	18387	-1379	3	30750	345.5%	228.0%	109931	38716	55.0%	43.0%	
0	0	0	0	7100	15538	3738	5	80.0	4819	-3739	1	6900	225.2%	225.2%	25713	9788	72.1%	72.1%	
-10	-1750	-2160	-780	-3550	-7300	10270	43	37.2	555	-599	4	4200	-173.8%	224.2%	-9430	15170	-44.9%	49.7%	
175	638	1713	4200	5000	15100	5750	28	53.6	2103	-1267	4	6900	218.8%	224.2%	-8388	31750	-24.3%	49.7%	
-6330	8340	-840	6375	6990	16910	9180	37	48.6	2134	-1129	4	10500	161.0%	224.2%	24870	9180	47.4%	49.7%	
4770	4030	380	13530	7750	54200	1310	25	84.0	2701	-630	2	24750	219.0%	224.2%	90800	40950	73.4%	49.7%	
8980	8560	6260	7660	20780	80980	9140	37	59.5	5139	-2146	5	27750	291.8%	224.2%	103250	11720	74.4%	49.7%	
-5865	85	430	16330	16870	39910	10850	38	50.0	3516	-1415	3	15000	266.1%	224.2%	20135	40145	26.8%	49.7%	
30	1510	1660	-3040	7740	21495	5765	83	45.8	1411	-715	6	9600	223.9%	223.9%	29015	7520	95.4%	95.4%	
-5675	2675	-8100	8025	16450	60050	20850	314	35.4	2676	-1170	11	27000	222.4%	222.4%	172575	86675	51.5%	51.5%	
0	23000	-14120	26040	9930	64160	14120	12	58.3	13643	-6252	2	24750	259.2%	218.6%	72960	69070	53.6%	47.4%	
-2975	-3825	388	10225	5288	26025	6800	12	50.0	6279	-1942	4	6900	377.2%	218.6%	41613	22950	109.7%	47.4%	
-2330	-100	-220	3980	1330	6920	3590	15	46.7	1806	-717	4	2400	288.3%	218.6%	17860	11770	135.3%	47.4%	
-4038	375	-3425	688	3025	-3088	9450	23	39.1	1811	-1383	4	7500	-41.2%	218.6%	9988	14850	24.2%	47.4%	
795	0	-550	-125	70	2370	1015	16	50.0	619	-323	3	3000	79.0%	218.6%	-1025	7640	-6.2%	47.4%	
-600	275	0	-25	-1450	-950	4325	27	22.2	771	-265	9	2250	-42.2%	218.6%	-10525	10850	-85.1%	47.4%	
0	23850	-5730	12270	15970	67560	19530	14	57.1	11730	-4364	3	27750	243.5%	218.6%	63620	19530	41.7%	47.4%	
10750	490	13480	1320	-3420	53720	11230	87	56.3	2500	-1808	5	24750	217.1%	217.1%	137900	17400	175.9%	175.9%	
0	11100	-4000	1175	21725	56450	6725	61	52.5	3321	-1722	3	27000	209.1%	209.1%	116450	15900	55.1%	55.1%	
740	0	0	1110	1330	5840	1700	6	66.7	1885	-853	2	2400	243.3%	203.0%	23280	8170	93.1%	29.2%	
0	0	0	1113	-3313	650	3313	6	33.3	3788	-1729	2	6000	10.8%	203.0%	-21963	36988	-35.1%	29.2%	
-1525	0	0	2325	1275	14888	1525	5	80.0	4103	-1524	1	7500	198.5%	203.0%	4713	25738	6.0%	29.2%	
5100	0	0	-3950	5288	24900	7250	6	83.3	6430	-7223	1	6900	360.9%	203.0%	60650	13750	87.9%	29.2%	
0	0	22335	0	53720	80345	14885	7	71.4	20203	-10304	1	24750	324.6%	199.8%	98805	46795	99.8%	66.8%	
-10530	7860	5005	0	25395	22070	34725	12	50.0	11657	-7979	3	27750	79.5%	199.8%	39850	34725	35.9%	66.8%	
-6282	-11415	0	0	37801	28286	41457	6	50.0	25612	-16183	2	30750	92.0%	199.8%	38996	41457	31.7%	66.8%	
20745	0	14885	0	46457	88133	15509	8	50.0	26118	-4085	3	26250	335.7%	199.8%	114826	39682	109.4%	66.8%	
-660	-600	1330	-160	3315	20730	7625	60	68.3	1002	-1069	3	10500	197.4%	197.5%	45790	7625	174.4%	153.8%	
725	-313	1938	938	7250	21333	4450	62	77.4	711	-913	2	10800	197.5%	197.5%	36108	4450	133.7%	153.8%	
-500	2875	-2300	9050	26100	53175	18150	130	46.9	2730	-1641	6	27000	196.9%	196.9%	60001	44400	40.4%	40.4%	
-1563	3450	1275	-1663	3050	19600	4325	25	64.0	1928	-1250	3	6000	326.7%	196.5%	-35463	61313	-55.8%	43.9%	
10970	2250	-10190	15660	13270	66170	10780	32	75.0	3470	-2139	3	24750	267.4%	196.5%	216010	37030	82.5%	43.9%	
-1785	495	1710	170	2765	25	7910	37	32.4	1402	-671	9	5400	0.5%	196.5%	14435	19325	25.3%	43.9%	
2510	-2600	-1860	-70	1050	-1430	5340	35	40.0	886	-659	7	5400	-26.5%	196.5%	29810	18750	52.2%	43.9%	
14167	-2255	-4452	1193	12831	57695	11017	25	64.0	4988	-2457	3	30750	187.6%	196.5%	110884	19908	34.1%	43.9%	
-1900	0	-2275	1088	-4913	-6713	8000	10	40.0	1260	-1959	2	7500	-89.5%	192.1%	5988	25175	9.6%	29.4%	
2013	-2888	-1738	5775	1275	19375	4625	9	66.7	4325	-2198	2	6000	322.9%	192.1%	30900	11988	61.8%	29.4%	
-2260	-5440	0	2610	-940	-1220	7700	13	30.8	3115	-1522	3	4200	-29.0%	192.1%	12120	9740	34.6%	29.4%	
0	27960	-17400	8100	15970	57190	17400	13	53.8	13423	-6109	3	27750	206.1%	192.1%	75040	25020	32.4%	29.4%	
33747	0	14830	0	26372	101514	4313	11	54.5	18222	-1544	3	30750	330.1%	192.1%	92896	34507	36.3%	29.4%	
0	10565	0	-22265	6125	2270	34050	9	55.6	9377	-11174	2	10500	21.6%	192.1%	9960	34050	11.4%	29.4%	
0	-336	0	-2117	784	-1266	5096	10	30.0	2079	-1072	3	2400	-52.8%	192.1%	-8411	14022	-42.1%	29.4%	
6380	300	14500	1320	-4860	47490	11230	87	55.2	2408	-1749	5	24750	191.9%	191.9%	115060	19550	146.8%	146.8%	
-250	-1800	15525	750	7025	50450	6925	122	54.9	1613	-1047	5	27000	186.9%	186.9%	66525	8400	134.4%	134.4%	
-8600	-14125	5375	1875	5250	17775	53125	24	45.8	9445	-6615	5	54000	32.9%	186.7%	3800	53125	3.2%	203.9%	
-4088	-450	1988	12913	5288	14863	15775	12	33.3	7660	-1967	8	6900	215.4%	186.7%	19225	15775	128.6%	203.9%	
7690	-10130	-460	20970	19030	135260	26020	122	65.6	2912	-2330	5	24750	546.5%	186.7%	216500	26020	403.7%	203.9%	
10640	8220	15150	-6																

Rank by % Chng	System Name	System		Commodity Tested	Sys. Rel. Date	Net \$Profit/Loss Per Year											
		#	Day Trd.			(6)					Oct	Nov	Dec	Jan	Feb	Mar	Apr
		Col.17 (1)	(2)			(3)	(4)	(5)	2003	2004	2005	2006	2007	2007	2007	2007	2008
26	STC S&P DayTrade	258	*	S&P	4/97	10225	17925	-7025	-7150	8100	7825	75	17725	7650	-4900	-6700	9500
27	Second Income	114	*	S&P	2/91	-43400	-20075	-5125	-30975	-24300	-3700	1600	1050	12875	6750	1350	-7200
28	Tuition-LT	387		Bonds	5/02	-3180	3310	-2600	6030	-2310	0	5530	0	0	-1830	0	0
	Tuition-LT	387		T Note	5/02	-2840	1430	-5080	2630	140	0	4800	0	0	5430	0	-2360
	Tuition-LT	387		Jap Yen	5/02	-5113	-2424	10426	-8375	-3151	0	3200	-2838	0	5350	0	0
	Tuition-LT	387		S Franc	5/02	-5763	-3513	-2912	-8251	-7501	0	6100	0	0	8500	0	0
	Tuition-LT	387		Euro \$	5/02	100	-1050	200	275	-2100	0	-300	0	0	3325	0	-1225
	Tuition-LT	387		Lumber	5/02	-15961	4268	3575	2893	-275	3344	0	2475	0	3982	0	3685
	Tuition-LT	387		Corn	5/02	-4976	6451	-2539	-1964	-4837	0	-350	0	0	7150	0	2113
	Tuition-LT	387		Crude	5/02	-8030	12480	-11600	-600	22890	18560	0	3760	0	-2900	0	12420
29	Black or White	124		Euro \$	5/90	-700	400	450	-550	-2775	-1075	-575	0	-1225	2825	-1550	0
	Black or White	124		B Pound	5/90	2963	4906	-7332	7019	-9406	0	1975	0	0	1288	0	-2663
	Black or White	124		Euro C	12/98	8500	7400	-3062	-1549	4362	0	9125	-1338	-2150	-1688	0	0
	Black or White	124		Heat Oil	5/90	-16081	1029	22580	4763	15250	0	7518	0	-3087	0	17749	0
	Black or White	124		Live Cattle	5/90	9540	-4468	1892	-3748	-1032	0	840	0	104	0	1156	0
	Black or White	124		Cotton	12/92	-415	-6100	-11620	-315	-11575	0	-75	0	0	6560	0	0
30	GK-Energy Trader	349		Crude	2/01	-3320	10140	-7420	-3140	16010	20960	0	3760	-8280	3060	0	12420
	GK-Energy Trader	349		Heat Oil	2/01	-14646	12889	5565	-3562	26374	0	11978	0	1210	-7111	17283	0
	GK-Energy Trader	349		Unleaded	2/01	-8687	12513	6276	1277	13881	0	9064	0	1474	-533	-13461	0
	GK-Energy Trader	349		Nat Gas	2/01	19830	-9660	7270	44820	-2390	-6260	-6480	1000	-6640	14280	0	13590
31	RC Success 3	519	*	Mini S&P	11/05	n/a	n/a	-638	-2850	-6675	-2438	588	1700	1825	-3500	-1738	-2213
	RC Success 3	519	*	S&P	11/05	n/a	n/a	-7350	-9475	-9400	-12000	11175	12625	-1800	-11900	1550	-10975
32	Feeder Trader	235		Feeder Cattle	12/95	5715	8640	-9815	4340	-1730	-145	290	-1085	0	-295	1775	2325
33	STAT Const	345		Rough Rice	5/01	-1910	-226	6	-5390	-1236	966	0	2684	0	8186	0	6784
	STAT Const	345		Jap Yen	5/01	-4602	-4125	10613	-14501	-6639	-2563	-350	-2200	0	4838	0	-1213
	STAT Const	345		Crude	5/01	-6770	7310	-11520	90	21970	20950	0	3770	-7720	3070	0	12410
	STAT Const	345		\$ Index	5/01	10410	1740	-2060	-4500	-1060	0	3400	-1600	0	-910	0	0
	STAT Const	345		S Franc	5/01	-3550	1301	-8113	-10539	-6613	0	4363	-2638	0	7113	0	0
	STAT Const	345		T Note	5/01	-4030	2190	-6320	3210	2970	0	4800	0	0	5430	0	-940
	STAT Const	345		Euro C	1/01	14926	3948	2962	-8851	1887	0	8925	0	0	-425	0	0
34	Early Bird II	580	*	Mini S&P	8/02	-638	-425	450	-275	3738	0	1313	375	0	-188	-1125	1850
	Early Bird II	580	*	Mini Russell	8/02	2150	-1125	-610	750	7360	2800	570	2535	1385	-175	-3210	605
35	VOLPAT	59	*	S&P	10/88	15850	14000	-11575	500	43450	-675	20150	-5275	-3350	-7150	4700	-1025
36	DualThrust 2	590		Mini Russell	3/07	n/a	n/a	n/a	n/a	10570	4010	-2485	5150	1705	2480	4680	3090
	DualThrust 2	590		Mini Russell	3/07	n/a	n/a	n/a	n/a	22630	8240	3195	1205	10555	2640	5005	150
	DualThrust 2	590		Mini S&P	3/07	n/a	n/a	n/a	n/a	7017	813	1025	775	-1762	-1763	6962	-475
	DualThrust 2	590		Mini S&P	3/07	n/a	n/a	n/a	n/a	7340	2063	6938	675	6388	1563	1375	2688
	DualThrust 2	590		Mini Midcap	8/08	n/a	n/a	n/a	n/a	9865	2000	-660	1165	-965	1460	6200	6340
	DualThrust 2	590		Mini Midcap	8/08	n/a	n/a	n/a	n/a	4080	-1970	6570	1525	6755	1165	1790	-2400
37	Delphi Universal II Day	594	*	Mini Russell	6/07	n/a	n/a	n/a	n/a	-810	1420	1270	535	-1405	-55	-1735	1860
38	ETS Day Trade	272	*	S&P	1/98	7750	-4625	-19575	-13475	20697	-6200	5900	-1300	8075	250	15475	1125
39	USOne	308		Bonds	5/00	-3663	-2788	-3525	-550	-1806	769	0	0	0	3863	0	0
	USOne	308		T Note	3/02	-2322	2225	-4506	-1003	-744	1081	0	0	0	5769	0	0
40	Black Gold	333		Crude	1/01	-4535	7730	-1830	12500	21820	0	17385	0	-5225	-7235	0	0
41	Moving Avg. Reversal	322		Bonds	6/00	1620	940	-5220	4590	-3260	0	5520	0	0	2110	0	0
	Moving Avg. Reversal	322		Euro C	6/00	15063	-3051	2649	-15450	7899	0	10550	0	0	6550	0	0
	Moving Avg. Reversal	322		Coffee	6/00	-11775	-12207	12432	-12262	919	3544	-244	0	-3263	10163	-9563	2513
	Moving Avg. Reversal	322		Crude	6/00	-1120	7410	-6580	-1380	16660	21150	0	3760	0	6530	0	12410
	Moving Avg. Reversal	322		Cotton	6/00	-4815	11710	-11220	-5020	-7770	0	-810	0	-2765	5430	-3855	2615
	Moving Avg. Reversal	322		Gold	6/00	-330	-1810	-3670	10990	-9930	0	3140	0	13290	0	-1260	-1940
	Moving Avg. Reversal	322		Jap Yen	6/00	-5137	-11688	12825	-7188	3100	0	3200	-3575	-4813	5225	0	0
42	Abalone	409		Euro C	9/02	7476	13262	-4938	-77	-7300	0	9888	-3225	-2838	-3175	0	0
	Abalone	409		Jap Yen	9/02	-752	-10800	3526	-2701	-2126	0	-2313	-2613	0	1963	0	-450
	Abalone	409		T Note	9/02	-1900	3780	-1570	720	2880	-570	3420	-730	0	3040	0	-690
	Abalone	409		Crude	9/02	3850	13990	-4980	-2320	9730	18560	0	-1420	-10980	-7870	0	12420
	Abalone	409		Heat Oil	9/02	-2340	-3983	1370	-5371	22204	0	11978	1596	-15918	-7816	14927	0
	Abalone	409		Cotton	9/02	-5635	4885	-7630	2210	-4655	-150	-775	-2290	0	4390	0	-5560
	Abalone	409		Corn	9/02	-4576	5638	-1502	-13	-2287	888	150	0	0	7150	0	2113
	Abalone	409		Coffee	9/02	-13127	4050	9789	2175	-11795	-1988	-750	0	-788	9675	-11681	-2288
43	Delphi Universal II	595		Mini Midcap	6/07	n/a	n/a	n/a	n/a	11905	345	6920	-150	1050	915	-185	2495
44	Octane	378	*	S&P	4/02	-14175	-26275	-22675	-3875	38200	2775	18150	9425	-2100	-8550	-2950	4150
45	Kilo SW	627		Mini Midcap	1/08	n/a	n/a	n/a	n/a	n/a	n/a	n/a	n/a	11565	-4100	4045	1125
46	Advent	365		T Note	1/02	3890	5300	-15390	-6660	3010	0	4800	0	0	5430	0	-2360
	Advent	365		Jap Yen	1/02	-10452	-11901	7249	-10626	-8526	-1413	-3925	-3300	0	138	0	-1050
	Advent	365		S Franc	1/02	874	1173	-939	-7989	-4450	0	4338	0	0	8500	0	350
	Advent	365		Cotton	1/02	-5585	-5850	-4935	-1345	3430	0	1260	-1995	0	6200	0	-9810
	Advent	365		Nat Gas	1/02	230	-21910	-5640	34210	-43300	-15910	-6970	3500	-2120	16090	0	13580
	Advent	365		Crude	1/02	-9220	-850	-10360	-4240	30500	21990	0	3770	0	6520	0	12420
	Advent	365		Coffee	1/02	-13125	2419	13370	-13200	-11625	-3075	0	0	0	7613	-10763	0
	Advent	365		O. Juice	1/02	5378	2701	-3009	6998	-3104	-6105	0	0	0	225	0	2198
47	CatsCan IV	563		Nat Gas	11/06	n/a	n/a	n/a	17560	-23790	-9350	-9110	4900	-2640	5530	-6050	6980
	CatsCan IV	563		Euro C	11/06	n/a	n/a	n/a	2513	8390	4263	2613	150	-3663	2213	0	4450

					All Statistics Based On Last 12 Months Performance											Combined		
May 2008	Jun 2008	Jul 2008	Aug 2008	Sep 2008	12 Mos Net P/L (8)	12 Mos Max DD (9)	12 Mos Total Trds (10)	% Wins (11)	Avg. Win (12)	Avg. Loss (13)	Max Con. Loss (14)	Min. Req'd Cap. \$ (15)	%Chng Min. Req Cap. (16)	Comb-ined %Chng. (17)	Total Net P/L (18)	Total Max DD (19)	%Chng Min. Req Cap. Since Release (20)	%Chng Min. Req Cap. Since Release (22)
5275	-4400	4575	-2650	16150	50125	11875	115	46.1	2671	-1476	6	27000	185.6%	185.6%	191138	43450	60.7%	60.7%
3475	10800	9775	-6500	18650	48925	12000	154	29.2	3772	-1107	10	27000	181.2%	181.2%	-145313	210900	-30.0%	-30.0%
0	0	-1520	480	-210	2450	3350	5	40.0	3005	-1187	2	5400	45.4%	179.2%	2950	12890	8.4%	12.4%
-160	0	-3170	90	-950	3680	6550	7	42.9	3440	-1664	3	4200	87.6%	179.2%	2510	14480	9.2%	12.4%
-1163	0	0	2600	-3963	3188	3963	6	50.0	3717	-2654	1	7500	42.5%	179.2%	-4038	17525	-8.3%	12.4%
-1688	0	0	2800	1275	16988	1688	5	80.0	4669	-1688	1	6000	283.1%	179.2%	-14850	38800	-38.1%	12.4%
0	0	0	25	-1025	800	2225	5	40.0	1675	-850	1	2250	35.6%	179.2%	800	2925	5.5%	12.4%
0	-187	0	-1177	3927	16049	1364	7	71.4	3483	-679	2	3300	486.3%	179.2%	12023	15961	56.1%	12.4%
0	5550	-7563	813	4800	12513	7563	7	71.4	4085	-3948	1	4500	278.1%	179.2%	3750	9338	12.8%	12.4%
0	27950	0	-22310	15980	53460	22310	9	66.7	13622	-9447	2	27750	192.6%	179.2%	46080	34830	25.5%	12.4%
275	0	-125	150	-775	-2075	2875	11	36.4	956	-844	3	2250	-92.2%	177.5%	7775	6025	18.5%	15.8%
-2156	0	0	3519	-5150	-3188	7488	10	30.0	3150	-1805	5	4500	-70.8%	177.5%	-19650	42200	-23.4%	15.8%
-913	0	0	10938	-1075	12900	6088	11	27.3	7100	-1053	5	6900	187.0%	177.5%	31413	10425	45.5%	15.8%
29585	0	3465	0	12373	67603	3087	6	83.3	14138	-3053	1	30750	219.8%	177.5%	69044	60274	12.0%	15.8%
1604	0	-1508	0	2708	4904	1508	7	71.4	1282	-751	2	2400	204.3%	177.5%	-7320	18244	-16.3%	15.8%
0	-1340	0	0	7350	12495	1340	5	40.0	6955	-472	2	5400	231.4%	177.5%	51100	30110	58.8%	15.8%
0	27950	-18920	3360	15980	60290	18920	9	77.8	12499	-13628	1	27750	217.3%	177.3%	42140	31740	19.6%	34.0%
33743	0	-10223	0	20878	67759	10223	7	71.4	17018	-8640	1	30750	220.4%	177.3%	76608	21038	32.1%	34.0%
28648	0	-12113	0	13213	26292	13994	8	50.0	13100	-6527	3	26250	100.2%	177.3%	40988	32348	20.1%	34.0%
0	23000	-26370	23790	9930	39840	26370	11	54.5	14265	-9127	2	24750	161.0%	177.3%	128990	40520	67.2%	34.0%
863	3338	3438	888	3825	6575	7450	197	34.0	577	-247	11	5400	121.8%	176.7%	-3438	19600	-21.8%	9.7%
3425	19000	21275	2975	15325	50675	25225	198	37.9	2682	-1225	8	27000	187.7%	176.7%	12650	68875	16.1%	9.7%
0	-590	1495	2095	-650	5215	2710	28	57.1	959	-842	2	3000	173.8%	173.8%	10190	16210	26.1%	26.1%
-7334	0	0	-2036	-2974	6276	12344	7	57.1	4655	-4106	3	6900	91.0%	173.5%	-7784	15410	-15.0%	11.6%
0	0	0	2063	-3863	-3288	5675	8	37.5	2904	-2400	3	7500	-43.8%	173.5%	-18675	27088	-33.2%	11.6%
0	27960	-16080	-230	15970	60100	16310	9	66.7	14022	-8033	2	27750	216.6%	173.5%	44450	36660	21.4%	11.6%
1030	-1070	-1790	3250	1340	3650	4340	9	55.6	1938	-1513	2	2400	152.1%	173.5%	14090	12200	78.3%	11.6%
-688	0	0	4775	1275	14200	2638	6	66.7	4381	-1668	1	6000	236.7%	173.5%	-13650	35650	-30.3%	11.6%
-160	0	-2560	1200	-950	6820	3660	7	42.9	3810	-1156	3	4200	162.4%	173.5%	6000	11210	19.0%	11.6%
5100	-2675	0	3000	5288	19213	4875	8	62.5	5250	-2346	2	6900	278.4%	173.5%	31463	17850	58.2%	11.6%
0	2013	-1650	138	4663	7388	1938	57	52.6	632	-428	3	5400	136.8%	164.3%	8838	2788	26.2%	37.5%
-680	1540	-900	-440	5340	9370	4645	102	53.9	616	-521	4	4800	195.2%	164.3%	15085	4645	50.3%	37.5%
1525	9775	6575	5450	13325	44025	26575	108	57.4	2585	-2526	4	27000	163.1%	163.1%	192600	51400	35.1%	35.1%
-1540	2330	4190	200	-4100	19710	8945	130	54.6	1061	-942	5	10500	187.7%	161.6%	23605	11290	142.0%	196.1%
-335	-1540	-365	-4275	-8395	16080	16075	90	52.2	1221	-960	7	10500	153.1%	161.6%	26070	16075	156.8%	196.1%
-513	-1688	338	-488	-1738	1488	7513	154	45.5	770	-625	6	10800	13.8%	161.6%	5892	7513	34.5%	196.1%
38	2562	1375	-2100	5025	28588	3575	75	60.0	1040	-607	6	10800	264.7%	161.6%	26252	3575	153.5%	196.1%
1930	-4705	745	1275	-3105	11680	10640	166	51.2	1012	-918	7	9600	121.7%	161.6%	19040	10640	198.3%	196.1%
45	4020	2800	-1295	3345	22350	6180	52	57.7	1329	-797	5	9600	232.8%	161.6%	20305	6180	211.5%	196.1%
1795	-1025	1700	2990	1125	8475	4570	107	46.7	614	-389	6	5250	161.4%	161.4%	4440	5410	63.4%	63.4%
5250	11725	-14100	-2975	20175	43400	21750	123	54.5	2273	-1947	4	27000	160.7%	160.7%	113869	55775	38.6%	38.6%
0	0	0	0	2956	7588	0	3	100.0	2529	0	0	5400	140.5%	159.7%	4569	15081	10.0%	16.5%
0	0	0	0	894	7744	0	3	100.0	2581	0	0	4200	184.4%	159.7%	5978	10397	21.4%	16.5%
0	0	39125	0	0	44050	12460	4	50.0	28255	-6230	2	27750	158.7%	158.7%	62745	12460	28.9%	28.9%
-5370	0	0	-3760	-1130	-2630	10260	8	37.5	2700	-2146	3	5400	-48.7%	157.7%	-12560	22000	-27.6%	1.9%
5100	0	0	-2175	5288	25313	6363	6	83.3	6335	-6337	1	6900	366.9%	157.7%	27975	29113	48.2%	1.9%
0	-5869	0	4163	5663	7106	12919	9	55.6	5209	-4745	2	9000	79.0%	157.7%	-6488	29363	-8.6%	1.9%
0	27960	-17120	8380	15970	79040	17120	8	87.5	13737	-17119	1	27750	284.8%	157.7%	49420	39770	21.2%	1.9%
0	-190	0	0	9915	10340	3855	8	50.0	4814	-2229	1	5400	191.5%	157.7%	1725	28000	3.8%	1.9%
1470	0	-17680	0	-830	-3810	20240	10	40.0	4918	-3914	3	9750	-39.1%	157.7%	-23290	24590	-28.4%	1.9%
-3300	0	0	4125	-3175	-2313	8388	8	37.5	4183	-2972	2	7500	-30.8%	157.7%	-25238	37225	-40.0%	1.9%
3100	225	0	9613	4375	17963	13163	13	46.2	5858	-2462	4	6900	260.3%	156.7%	19338	22613	45.4%	20.4%
263	0	375	1138	2800	1163	4925	11	54.5	1377	-1417	2	7500	15.5%	156.7%	-10638	20138	-23.0%	20.4%
2240	0	-1910	1720	-510	6010	1910	9	44.4	2605	-879	1	4200	143.1%	156.7%	4800	7520	18.5%	20.4%
0	27950	-10370	9810	15980	54080	24100	11	63.6	12836	-8921	2	27750	194.9%	156.7%	58280	24100	34.1%	20.4%
33747	10731	-8039	0	26376	67582	23734	12	58.3	14888	-7309	3	30750	219.8%	156.7%	64743	30446	34.1%	20.4%
0	-1620	-800	0	7400	595	7980	11	36.4	3458	-1894	2	5400	11.0%	156.7%	-7375	17715	-22.1%	20.4%
-438	5650	-4288	800	3725	15750	4288	12	75.0	2303	-1659	1	4500	350.0%	156.7%	12200	6925	44.0%	20.4%
-1631	1669	-6825	-863	2775	-12694	23100	15	33.3	3521	-3027	4	9000	-141.0%	156.7%	-20738	29663	-37.4%	20.4%
815	625	1040	1105	-195	14780	2415	86	55.8	687	-478	5	9600	154.0%	154.0%	19570	2900	152.9%	152.9%
3650	14400	-1650	6200	-2700	40800	25525	170	36.5	2921	-1301	13	27000	151.1%	151.1%	50350	86875	28.3%	28.3%
2185	-1525	-670	2840	-975	14490	7220	36	55.6	1981	-1574	3	9600	150.9%	150.9%	14490	7220	150.9%	150.9%
980	0	-3170	1120	-950	5850	4550	7	57.1	3083	-2155	1	4200	139.3%	150.2%	-4350	26140	-15.2%	4.4%
1250	0	0	4125	-10138	-14313	14313	10	30.0	1838	-2832	4	7500	-190.8%	150.2%	-44863	47388	-87.5%	4.4%
350	-2888	-3713	5250	1275	13463	6600	8	75.0	3344	-3301	2	6000	224.4%	150.2%	-963	27313	-2.3%	4.4%
0	-190	0	0	9915	5380	10000	9	44.4	4646	-2635	2	5400	99.6%	150.2%	-12640	23760	-34.3%	4.4%
0	23010	-14130	41500	9920	68470	22880	13	53.8	15483	-6630	3	24750	276.6%	150.2%	68070	79120	40.2%	4.4%
0	27950	0	-18760	15980	69870	22120	8	87.5	13141	-22117	1	27750	251.8%	150.2%	45770	48910	24.1%	4.4%
0	1894	-5044	0	844	-8531	13913	6	50.0	3450	-6294	1	9000	-94.8%	150.2%	-31594	32438	-51.4%	4.4%
0	90	-3105	0	-555	-7253	7253	8	37.5	838	-1953	3	3900	-186.0%	150.2%	7230	7253	27.1%	

Rank by % Chng	System Name Col.17 (1)	System		Sys. Rel. Date (5)	Net \$Profit/Loss Per Year ----->												
		# (3)	Day Trd. (4)		Commodity Tested (6)	(6)					Oct 2007	Nov 2007	Dec 2007	Jan 2008	Feb 2008	Mar 2008	Apr 2008
						2003	2004	2005	2006	2007							
	CatsCan IV	563		\$ Index	11/06	n/a	n/a	n/a	2030	4210	0	4350	-120	-1160	1120	0	290
	CatsCan IV	563		Euro \$	11/06	n/a	n/a	n/a	-1075	-5125	-100	-875	150	0	3550	-2050	0
	CatsCan IV	563		T Note	11/06	n/a	n/a	n/a	-1710	9000	-620	4480	-1370	0	3810	0	-1150
48	RC Beginner	643	*	Mini S&P	6/08	n/a	n/a	n/a	n/a	n/a	n/a	n/a	n/a	n/a	n/a	n/a	n/a
	RC Beginner	643		S&P	6/08	n/a	n/a	n/a	n/a	n/a	n/a	n/a	n/a	n/a	n/a	n/a	n/a
49	ETS - Daily	257		S&P	3/97	-22200	-13450	-2800	-10925	1450	3525	12000	0	25175	0	4050	-11550
	ETS - Daily	257		B Pound	3/97	11400	-6163	-18738	3306	-706	0	3813	0	2969	-300	3238	-1388
	ETS - Daily	257		Jap Yen	3/97	-11000	-10113	788	-1600	12475	2225	3588	0	-4125	-2750	7700	0
	ETS - Daily	257		Euro C	1/99	19213	-8163	-12375	38	9988	5950	1575	-88	-7575	-475	0	0
	ETS - Daily	257		Soybeans	11/97	-3638	-4731	-2456	-7056	12956	1125	0	7463	0	9275	0	-9488
	ETS - Daily	257		Bonds	3/97	2150	14206	7288	-1681	9838	0	4363	0	-450	-3744	-169	-3572
	ETS - Daily	257		S Franc	3/97	9713	6013	-5750	325	3900	0	2225	0	-3400	2675	0	0
50	PULSAR Volatility	102b		Bonds	1/89	-1750	-4025	-8775	-11675	7350	2925	875	-1625	625	350	20950	0
	PULSAR Volatility	102b		S&P	1/89	-11975	5550	-16200	16175	41800	7375	12250	-4075	1000	-3650	1775	11375
51	Aussie Trader	583		Aussie \$	1/07	n/a	n/a	n/a	n/a	-540	765	0	0	65	0	0	0
52	Synergy	374		Bonds	3/02	8619	-6787	-3556	-1068	-3600	0	0	0	0	3519	0	0
	Synergy	374		S Franc	3/02	9163	-5263	5762	-4350	-1675	0	0	0	0	0	0	0
	Synergy	374		Jap Yen	3/02	-1600	-238	-1238	2175	-1050	0	0	0	0	0	0	0
	Synergy	374		Crude	3/02	-255	110	-5635	-2425	11385	0	0	0	0	-3305	0	0
	Synergy	374		Nat Gas	3/02	-7610	-4765	18200	-4625	-1515	8475	-6195	0	-5755	0	6005	0
	Synergy	374		\$ Index	3/02	19880	2230	2550	-1460	-2195	0	0	0	0	0	0	0
	Synergy	374		Nikkei	3/02	-7875	-6150	-2650	16020	-6040	0	0	0	0	0	0	0
	Synergy	374		Euro C	3/02	28388	-4263	-1212	-6063	338	0	0	0	0	0	0	0
53	Balance Point	386	*	S&P	5/02	13550	-525	-8025	-24425	-5300	-6000	6550	-5550	-7950	6850	5775	-8500
54	Statmirror	410		S&P	11/02	-45625	-24250	-125	-2650	-10825	-25050	25700	-1150	-250	22850	30200	-3400
	Statmirror	410		Nasdaq	11/02	-21050	-20800	-14450	33250	-4800	-5900	9350	-9000	-28300	14100	28350	-10700
55	Black Crusader UD	578		S&P	1/07	n/a	n/a	n/a	n/a	-11800	-850	14050	-6275	8375	16625	3600	7225
56	STAT	344		Rough Rice	5/01	380	-3750	-1130	-5014	-1446	986	0	2684	0	8186	0	6784
	STAT	344		Jap Yen	5/01	-3464	-6025	11951	-7889	-3838	0	3200	-3375	0	4975	0	0
	STAT	344		Crude	5/01	-5910	13030	-8540	5670	21270	20950	0	3770	0	-5850	0	12410
	STAT	344		\$ Index	5/01	11730	7990	-820	-1360	-1970	0	3300	-1420	-1580	-240	0	920
	STAT	344		S Franc	5/01	-4538	2724	-5450	-5664	-8513	0	4363	-2500	0	7113	0	0
	STAT	344		T Note	5/01	-4850	1590	-7030	3130	1230	0	4810	0	0	5420	0	-2290
	STAT	344		Euro C	5/01	14201	10587	900	-3689	-5350	0	8825	-3225	-4050	-3125	0	4688
57	Black Crusader UD Mini	579		Mini S&P	1/07	n/a	n/a	n/a	n/a	-2300	-263	2500	38	1313	1575	775	1388
	Black Crusader UD Mini	579		Mini Nasdaq	1/07	n/a	n/a	n/a	n/a	-1145	-1815	1510	2270	655	610	1885	325
	Black Crusader UD Mini	579		Mini Russell	1/07	n/a	n/a	n/a	n/a	-6865	3095	4205	-3175	-960	2940	4735	-280
58	DirecTrend	400		Euro \$	9/02	-825	-975	-800	100	-2600	-200	-650	-675	0	3075	0	-750
	DirecTrend	400		Coffee	9/02	-3956	-2100	15357	3224	-3244	-1256	0	0	-2081	9338	-11644	-3150
	DirecTrend	400		T Note	9/02	-2640	-2990	-1780	290	3660	-680	2990	0	0	5430	0	-920
	DirecTrend	400		F Note	9/02	-1505	-835	-1115	-670	480	-310	620	0	0	2285	0	-670
	DirecTrend	400		Jap Yen	9/02	-5214	-9989	4124	-863	-1701	-1275	1575	-2500	0	4838	0	275
	DirecTrend	400		Euro C	9/02	7837	12287	4925	-1063	1926	0	9713	-3225	0	1738	0	0
	DirecTrend	400		S Franc	9/02	1975	10000	-9064	-3088	-3176	0	4350	-2438	0	7113	0	650
	DirecTrend	400		\$ Index	9/02	8740	6720	-1730	-780	440	0	3390	-1410	0	670	0	0
59	DirecTrend	400		Nat Gas	9/02	9310	6920	-10280	29550	-11450	-5820	-8570	990	-2460	8680	0	13590
	DirecTrend	400		Crude	9/02	-2860	4630	-1220	-810	18440	18560	0	3760	-4860	3060	0	12420
	CatsCan IV Const	564		Nat Gas	11/06	n/a	n/a	n/a	17560	-23790	-9350	-9110	4900	-2640	5530	-6050	6980
	CatsCan IV Const	564		Euro C	11/06	n/a	n/a	n/a	2513	15625	0	11913	150	-6413	2213	0	0
	CatsCan IV Const	564		Coffee	11/06	n/a	n/a	n/a	2531	-8643	-1425	-656	-4781	-1519	11044	-7106	-769
	CatsCan IV Const	564		\$ Index	11/06	n/a	n/a	n/a	2030	3590	0	4350	-170	-270	1120	0	290
	CatsCan IV Const	564		Euro \$	11/06	n/a	n/a	n/a	-1075	-4700	-100	-875	150	0	3550	-2375	0
	CatsCan IV Const	564		T Note	11/06	n/a	n/a	n/a	-3000	9060	-620	4480	-1370	0	5510	0	-1150
60	Support/Resistance	140	*	S&P	1/84	-22900	14375	5000	-25725	-16775	7100	-20425	7225	7675	-24075	11600	-15250
61	1-2-3-4 System	198		B Pound	12/93	11025	8600	-3468	-3926	-12021	0	1100	-1463	0	2275	0	-1019
	1-2-3-4 System	198		Euro C	12/98	13262	16875	5261	2461	2912	0	9888	-4463	0	-3413	0	4688
	1-2-3-4 System	198		Jap Yen	12/93	-7201	-3826	-76	-9777	7764	-1325	2238	0	0	6463	0	-463
	1-2-3-4 System	198		S Franc	12/93	6711	5575	-1088	-9114	-4952	0	5388	-2263	-3613	6638	0	2100
	1-2-3-4 System	198		\$ Index	12/93	8620	9180	1810	900	-1170	0	3830	-1060	-2490	-1840	0	-2780
62	RC Book 2	566	*	Mini S&P	10/06	n/a	n/a	n/a	-963	2638	613	1050	938	1438	800	-1863	-1513
	RC Book 2	566		S&P	10/06	n/a	n/a	n/a	-4425	10175	3350	-100	8025	6725	6400	-8775	-4550
63	Market Direction	384		Euro C	3/02	19013	1338	7400	-8163	6150	0	0	8075	-2650	-1325	6963	-2650
	Market Direction	384		Coffee	3/02	413	-3713	3563	-3375	1594	1538	0	0	0	0	8963	0
	Market Direction	384		T Note	3/02	856	-6219	-2306	2325	1438	772	0	0	0	0	0	0
	Market Direction	384		Jap Yen	3/02	-10513	-5413	4575	700	213	1213	0	-1800	0	-1325	2988	0
	Market Direction	384		S Franc	3/02	5738	-825	-650	1488	-2900	0	0	0	0	0	9575	-4225
	Market Direction	384		Gold	3/02	210	-5645	-3655	4845	-4950	0	0	0	0	0	0	0
	Market Direction	384		Corn	3/02	-2081	1725	3113	-2313	-3600	-2650	0	0	0	0	0	0
	Market Direction	384		Crude	3/02	25	14250	-11505	11580	19780	4665	11720	0	75	0	11285	5715
64	Dr. Jenkins System	62		B Pound	6/88	9075	805	5658	-5770	-13958	-3713	-400	-1463	1275	-2338	163	-2463
	Dr. Jenkins System	62		Jap Yen	6/88	-6426	-8813	2876	-3939	-9376	-575	-338	1100	4400	-2463	0	1413
	Dr. Jenkins System	62		Gold	6/88	9610	260	1320	-1030	-250	0	4110	-3050	10300	0	8670	-6730
65	Anomaly 2	381		Bonds	3/02	-3713	500	-8438	763	-313	0	0	1663	3175	-2169	0	-2175

					All Statistics Based On Last 12 Months Performance										Combined					
May 2008	Jun 2008	Jul 2008	Aug 2008	Sep 2008	12 Mos		12 Mos		Max	Min.	%Chng	Comb-	Total	Total	%Chng	%Chng				
					Net	Max	Total	%	Avg.	Avg.	Con.	Req'd	Min.Req	Comb-	Net	Max	Min.Req	%Chng		
					P/L	DD	Trds	Wins	Win	Loss	Loss	Cap. \$	Cap.	%Chng.	P/L	DD	Cap.Since	Min.Req	%Chng	
					(8)	(9)	(10)	(11)	(12)	(13)	(14)	(15)	(16)	(17)	(18)	(19)	(20)	(21)	(22)	(23)
-760	-1900	-230	4660	-70	6180	4000	16	31.3	2570	-609	6	2400	257.5%	144.7%	8190	4000	178.0%	89.6%	89.6%	
475	-500	-25	-225	-800	-400	3175	23	26.1	704	-272	9	2250	-17.8%	144.7%	-5775	6350	-133.9%	89.6%	89.6%	
2000	-2110	-150	2740	-350	7280	2260	17	47.1	1840	-829	2	4200	173.3%	144.7%	12080	2260	150.1%	89.6%	89.6%	
n/a	1025	1463	863	5025	8375	2388	36	61.1	661	-440	4	5400	155.1%	144.4%	8375	2388	155.1%	144.4%	144.4%	
n/a	5550	6125	4975	21750	38400	11425	37	59.5	3249	-2211	4	27000	142.2%	144.4%	38400	11425	142.2%	144.4%	144.4%	
350	28200	0	0	18200	79950	19975	12	66.7	15166	-10370	2	54000	148.1%	139.9%	-63713	221275	-10.0%	4.1%	4.1%	
-1063	-1819	-75	2875	-3325	4925	4794	11	36.4	3223	-1141	5	4500	109.4%	139.9%	-20738	29175	-39.2%	4.1%	4.1%	
3750	2513	-4338	1138	3013	12713	6875	12	58.3	3511	-2368	3	7500	169.5%	139.9%	16775	32400	19.0%	4.1%	4.1%	
-488	-213	-1663	6488	0	3513	12650	12	33.3	4631	-1873	4	6900	50.9%	139.9%	33675	24975	49.2%	4.1%	4.1%	
-2388	8344	0	0	18775	33106	11875	9	66.7	7497	-3970	3	10500	315.3%	139.9%	22681	28169	19.5%	4.1%	4.1%	
1894	-1950	0	2019	1050	-559	7991	11	36.4	2331	-1414	6	5400	-10.4%	139.9%	32472	16556	51.2%	4.1%	4.1%	
475	-2675	-1675	5463	-4113	-1025	4675	10	50.0	2460	-2665	2	6000	-17.1%	139.9%	24563	14588	34.8%	4.1%	4.1%	
9250	1075	-2225	-400	2625	34425	6400	41	48.8	3548	-1742	4	5400	637.5%	137.2%	-16600	79138	-15.4%	17.0%	17.0%	
4400	3500	-7575	1975	18700	47050	13450	95	41.1	3412	-1540	8	54000	87.1%	137.2%	218488	38725	20.2%	17.0%	17.0%	
-845	0	2515	0	4080	6580	1915	6	66.7	2335	-1384	1	4800	137.1%	137.1%	5275	3995	62.8%	62.8%	62.8%	
0	-1794	0	238	0	1963	1794	3	66.7	1878	-1797	1	5400	36.3%	135.1%	-6506	17350	-18.1%	21.0%	21.0%	
11625	0	-3438	0	2500	10688	3438	4	50.0	7063	-1719	2	6000	178.1%	135.1%	13150	10938	32.9%	21.0%	21.0%	
9888	0	88	0	-4463	5513	4463	3	66.7	4988	-4473	1	7500	73.5%	135.1%	-5000	13050	-10.0%	21.0%	21.0%	
0	0	23755	0	-14065	6385	14065	3	33.3	23755	-8669	1	27750	23.0%	135.1%	10475	14065	5.7%	21.0%	21.0%	
0	0	13105	0	35465	51100	11950	6	66.7	15763	-5998	2	24750	206.5%	135.1%	39345	23450	23.8%	21.0%	21.0%	
6660	-1131	0	0	3300	8829	1131	3	66.7	4980	-1137	1	2400	367.9%	135.1%	29834	4555	186.5%	21.0%	21.0%	
0	17650	0	0	0	17650	0	1	100.0	17650	0	0	12000	147.1%	135.1%	8280	19350	10.4%	21.0%	21.0%	
0	0	0	14700	8438	23138	0	15	100.0	11569	0	1	6900	335.3%	135.1%	40325	16713	87.7%	21.0%	21.0%	
-1875	1675	6925	7000	31375	36275	30875	166	51.2	2401	-2071	6	27000	134.4%	134.4%	68275	65775	38.9%	38.9%	38.9%	
-13650	-7550	1825	38575	51100	119200	42275	100	60.0	4563	-3865	5	54000	220.7%	134.3%	56125	115850	17.3%	3.9%	3.9%	
-3150	-10600	-1400	8700	6150	-2400	38300	124	51.6	2542	-2750	6	33000	-7.3%	134.3%	-35600	72350	-18.0%	3.9%	3.9%	
16100	3975	14800	1700	-7250	72075	21150	47	63.8	4471	-3644	6	54000	133.5%	133.5%	53350	31000	56.5%	56.5%	56.5%	
-3094	-2216	0	1166	-1876	12620	6020	8	62.5	3961	-2395	2	6900	182.9%	130.8%	-2060	17216	-4.0%	15.3%	15.3%	
-1863	0	0	2063	-5138	-138	5138	6	50.0	3413	-3459	1	7500	-1.8%	130.8%	-8438	23338	-15.0%	15.3%	15.3%	
0	2790	-18930	-2930	15970	53350	21860	9	66.7	14022	-10285	2	27750	192.3%	130.8%	56510	26500	27.2%	15.3%	15.3%	
-1160	-2010	-850	3250	-1280	-1070	6340	11	36.4	2225	-1426	3	2400	-44.6%	130.8%	19420	9600	107.9%	15.3%	15.3%	
-1400	-3000	0	5725	1275	11575	4400	7	57.1	4619	-2293	2	6000	192.9%	130.8%	-8113	29713	-18.0%	15.3%	15.3%	
-400	0	-2550	730	-940	4780	5450	7	42.9	3653	-1549	3	4200	113.8%	130.8%	-160	15360	-0.5%	15.3%	15.3%	
-5363	0	-1575	5200	-1850	-475	12650	10	40.0	5113	-3488	3	6900	-6.9%	130.8%	13575	21350	26.2%	15.3%	15.3%	
3075	725	3025	338	-2188	12300	4250	47	63.8	787	-664	5	10800	113.9%	130.7%	7725	26338	40.9%	36.4%	36.4%	
2720	-250	1265	-240	-4975	3960	5365	45	55.6	599	-552	4	6600	60.0%	130.7%	850	5365	7.4%	36.4%	36.4%	
3375	1380	4780	765	-665	20195	4705	53	67.9	994	-916	3	10500	192.3%	130.7%	9205	13095	50.1%	36.4%	36.4%	
0	0	-775	0	-175	-150	2300	8	25.0	1838	-638	3	2250	-6.7%	128.3%	-3925	5450	-28.3%	27.2%	27.2%	
-2213	-206	-4781	0	1238	-14756	21994	9	22.2	5288	-3616	5	9000	-164.0%	128.3%	-3769	21994	-6.8%	27.2%	27.2%	
0	-1270	0	1050	-340	6260	2190	7	42.9	3157	-806	2	4200	149.0%	128.3%	490	8340	1.9%	27.2%	27.2%	
0	0	-405	-115	95	1500	1190	7	42.9	1000	-376	3	3000	50.0%	128.3%	-2455	4780	-13.3%	27.2%	27.2%	
0	0	-3363	-1038	1663	175	4550	9	44.4	2125	-1662	3	7500	2.3%	128.3%	-10963	20875	-23.7%	27.2%	27.2%	
3775	0	-3888	5200	5288	18600	3888	7	71.4	5143	-3549	1	6900	269.6%	128.3%	33963	11813	79.8%	27.2%	27.2%	
0	0	0	5725	-2925	12475	2925	6	66.7	4460	-2690	1	6000	207.9%	128.3%	488	17238	1.3%	27.2%	27.2%	
540	0	-1250	3260	-1520	3680	1520	7	57.1	1965	-1390	1	2400	153.3%	128.3%	12840	4720	86.8%	27.2%	27.2%	
0	23000	-21020	12590	9930	30910	21020	10	60.0	11463	-9467	2	24750	124.9%	128.3%	71880	41450	47.1%	27.2%	27.2%	
0	27950	-8620	0	9310	61580	8620	8	75.0	12510	-6740	1	27750	221.9%	128.3%	58670	19720	34.3%	27.2%	27.2%	
0	23000	-10470	41490	9930	54210	20270	18	44.4	12391	-4478	5	24750	219.0%	126.6%	61540	33540	129.7%	81.0%	81.0%	
188	-10200	88	13750	-5725	5963	14263	21	28.6	5796	-1924	8	6900	86.4%	126.6%	12038	14263	91.0%	81.0%	81.0%	
-3300	3169	-6300	-5831	2588	-14888	21713	25	20.0	4796	-1943	7	9000	-165.4%	126.6%	-14138	27694	-82.0%	81.0%	81.0%	
-760	-680	-1620	4660	-130	6790	4170	16	31.3	2680	-603	6	2400	282.9%	126.6%	8230	4170	178.9%	81.0%	81.0%	
350	-125	25	-175	-775	-350	3125	21	28.6	704	-305	5	2250	-15.6%	126.6%	-5300	5925	-122.9%	81.0%	81.0%	
3200	-1370	0	2900	-640	10940	1760	15	53.3	2118	-856	2	4200	260.5%	126.6%	14510	3000	180.2%	81.0%	81.0%	
9075	3925	-6800	12800	41200	34050	45000	242	38.0	3391	-1851	9	27000	126.1%	126.1%	19400	106975	3.3%	3.3%	3.3%	
-1381	-688	0	7425	1169	7419	4481	10	40.0	3341	-991	5	4500	164.9%	124.7%	-25338	36788	-37.3%	40.8%	40.8%	
-488	-1688	0	10188	5288	20000	11800	12	41.7	6993	-2143	4	6900	289.9%	124.7%	68613	14713	99.4%	40.8%	40.8%	
1838	0	-4438	1088	75	5475	4863	10	50.0	2643	-1548	2	7500	73.0%	124.7%	70163	28275	62.0%	40.8%	40.8%	
2100	-6250	-2013	6425	-5975	2538	8263	12	41.7	4530	-2877	3	6000	42.3%	124.7%	14163	27725	15.6%	40.8%	40.8%	
-120	-510	0	2250	1330	-1390	9980	15	33.3	2060	-1167	5	2400	-57.9%	124.7%	40220	12740	111.1%	40.8%	40.8%	
1288	-150	-963	575	3313	5525	4400	169	74.0	197	-435	2	5400	102.3%	124.5%	4600	4400	42.6%	52.3%	52.3%	
4725	-975	9125	3575	7275	34800	14750	176	73.9	1022	-2136	2	27000	128.9%	124.5%	29275	19375	54.2%	52.3%	52.3%	
-1413	-1325	-3075	0	14600	17200	8463	12	25.0	9879	-1382	6	6900	249.3%	124.1%	38238	13288	83.1%	27.4%	27.4%	
-1331	0	0	-1331	2944	10781	2663	6	50.0	4481	-887	3	9000	119.8%	124.1%	12694	6656	21.2%	27.4%	27.4%	
6300	0	-1325	0	-728	5019	2053	6	50.0	2998	-1325	1	4200	119.5%	124.1%	10756	16847	38.4%	27.4%	27.4%	
0	0	0	0	-5438	-4363	7163	9	22.2	2894	-1449										

Rank by % Chng Col.17 (1)	System Name (2)	System		Commodity Tested (4)	Sys. Rel. Date (5)	Net \$Profit/Loss Per Year (6)					Oct 2007	Nov 2007	Dec 2007	Jan 2008	Feb 2008	Mar 2008	Apr 2008
		#	Day Trd.			2003	2004	2005	2006	2007							
		(3)															
	Anomaly 2	381		Nat Gas	3/02	7185	-5020	5260	6075	-12475	-2175	-2175	-6525	0	-2175	2795	-4350
	Anomaly 2	381		Euro C	3/02	13063	8288	13775	-11025	138	0	0	7150	2825	2425	20813	-2175
	Anomaly 2	381		Silver	3/02	-4240	3900	-920	8240	-5180	-2175	-255	-2175	0	0	13390	-2175
	Anomaly 2	381		Soymeal	3/02	2125	5580	-1660	-1725	-5585	-2175	0	0	5225	0	1985	0
	Anomaly 2	381		Cotton	3/02	500	5590	-8850	1180	-2585	0	-1400	0	0	0	2555	0
	Anomaly 2	381		Live Hogs	3/02	-4225	-2127	-275	-1825	-225	0	2925	0	0	1195	0	2825
	Anomaly 2	381		Coffee	3/02	-7350	-9150	7181	-8044	-7181	-2175	-2175	0	0	0	-1091	-2175
66	Turbo Trader Pro	539	*	Mini Russell	3/06	n/a	n/a	n/a	9750	8740	0	3750	1810	-80	240	-950	-590
67	Anticipation	224		Coffee	5/95	0	3414	31147	7951	-12244	3975	-1388	-2100	-1350	3300	7013	2775
68	RC Success	461	*	S&P	4/04	n/a	36525	13925	-16100	29775	425	12000	6575	-2150	-15275	-2125	-7425
	RC Success	461	*	Mini S&P	4/04	n/a	3113	3400	-450	4238	313	2975	-238	1250	-3813	-1075	-1538
69	Anomaly 1	380		Bonds	3/02	-7819	850	-2363	63	-313	0	0	1663	3175	-2169	0	-2169
	Anomaly 1	380		Nat Gas	3/02	9360	-5020	5260	8250	-10300	-2175	-2175	-4350	0	-435	2795	-4350
	Anomaly 1	380		Euro C	3/02	12875	2975	9563	-12050	-2688	0	0	5938	2825	2425	20213	-2175
	Anomaly 1	380		Silver	3/02	-3890	760	-960	3240	-5180	-2175	-255	-2175	0	0	10595	-2175
	Anomaly 1	380		Soymeal	3/02	-125	2830	-975	-2450	-4700	-2175	0	0	3885	0	-1795	0
	Anomaly 1	380		Cotton	3/02	225	7685	-9480	-2175	975	0	-2175	0	0	0	2560	0
	Anomaly 1	380		Live Hogs	3/02	-6525	-677	1250	-6900	-2175	0	0	0	0	0	0	8025
	Anomaly 1	380		Coffee	3/02	-6525	-10069	6375	-8044	-7069	-2175	-2175	0	0	0	0	0
70	Auto Core Duo	603		Mini Nat Gas	8/07	n/a	n/a	n/a	n/a	-825	850	-1425	-1713	-25	1200	-2988	1663
	Auto Core Duo	603		Mini Crude	8/07	n/a	n/a	n/a	n/a	2843	100	913	70	5063	1963	2113	3408
	Auto Core Duo	603		Gold	8/07	n/a	n/a	n/a	n/a	-2195	-520	445	1600	1325	1020	-590	2785
	Auto Core Duo	603		Euro C	4/08	n/a	n/a	n/a	n/a	n/a	n/a	n/a	n/a	n/a	n/a	n/a	2925
	Auto Core Duo	603		Soybeans	4/08	n/a	n/a	n/a	n/a	n/a	n/a	n/a	n/a	n/a	n/a	n/a	1450
71	Ultimate Trading Dev. II	324		Bonds	8/00	7690	2250	-5750	-1130	2830	0	5520	0	0	2110	0	0
	Ultimate Trading Dev. II	324		B Pound	8/00	9188	6493	-2469	3207	-4719	0	2688	-2175	0	0	0	0
	Ultimate Trading Dev. II	324		Euro C	8/00	6463	6787	-8676	6263	14750	0	11913	0	0	6550	0	0
	Ultimate Trading Dev. II	324		Euro \$	8/00	-1125	100	-1250	50	-1575	-800	0	0	0	2525	-4800	0
	Ultimate Trading Dev. II	324		Jap Yen	8/00	4225	-9913	10488	-14227	-276	0	3200	0	0	6463	0	0
	Ultimate Trading Dev. II	324		S Franc	8/00	-8638	7138	-2376	-1212	-988	0	2963	0	0	8500	0	0
72	Amos' Root	307		Jap Yen	5/00	-2350	-11288	2463	6088	-2263	-1275	0	-1275	0	0	0	3763
	Amos' Root	307		Euro C	5/00	14288	2113	8400	-6738	11388	0	0	7100	-2550	-2550	0	0
73	Trend Weaver	604		T Note	8/07	n/a	n/a	n/a	n/a	3022	0	0	2769	0	2425	0	0
	Trend Weaver	604		Crude	8/07	n/a	n/a	n/a	n/a	15995	0	15270	0	-1835	0	7365	0
	Trend Weaver	604		\$ Index	8/07	n/a	n/a	n/a	n/a	5410	0	4415	0	-1075	-1115	0	0
	Trend Weaver	604		Gold	8/07	n/a	n/a	n/a	n/a	10445	0	10445	0	0	6555	2285	0
	Trend Weaver	604		Jap Yen	8/07	n/a	n/a	n/a	n/a	-1725	0	0	1663	0	1563	0	5575
	Trend Weaver	604		Palladium	8/07	n/a	n/a	n/a	n/a	840	0	0	325	0	0	9855	-2200
74	Trader's Profit Motive	93		S&P	9/89	-4900	28300	-3625	-57175	20275	-2425	3500	-10450	39650	-4350	3900	-24325
75	Compass	278		Jap Yen	3/98	-5025	-6900	6138	-10302	-2199	0	-2050	0	-1575	2488	0	3425
	Compass	278		\$ Index	3/98	1900	4430	-1340	-400	4840	0	4370	130	-1020	510	0	1480
	Compass	278		Bonds	3/98	-13560	-9970	-480	9970	17290	-100	5550	-1850	0	3560	-4930	-4060
	Compass	278		T Note	3/98	350	-2380	350	2800	5160	-1170	4520	-1130	0	4610	0	410
	Compass	278		Coffee	3/98	-4876	19	-1574	2137	1276	0	919	0	506	11006	-4725	4200
	Compass	278		Copper	3/98	-1877	4624	2938	15200	-15888	0	-4763	-7600	-713	15400	0	-7575
	Compass	278		Heat Oil	3/98	9997	-2468	18946	-35629	26246	-5674	11710	991	781	-4238	0	0
76	Mechwarrior	480		S&P	12/04	n/a	-2425	16225	39000	2100	-5575	-4950	-6400	-9550	15850	8050	3925
77	RC Super	632	*	Mini S&P	4/08	n/a	n/a	n/a	n/a	n/a	n/a	n/a	n/a	n/a	n/a	n/a	25
	RC Super	632	*	S&P	4/08	n/a	n/a	n/a	n/a	n/a	n/a	n/a	n/a	n/a	n/a	n/a	-100
78	Aberration	207		Coffee	12/93	-9450	-5719	8851	-2532	-8851	-3019	0	0	0	8400	-11644	0
	Aberration	207		Cotton	12/93	-5470	7105	-6290	-240	-3270	0	0	0	-2050	1875	-4665	0
	Aberration	207		Crude	12/93	20	8820	-4570	-5410	21280	17050	0	3770	-7720	3070	0	12410
	Aberration	207		S Franc	12/93	-2687	3412	-1375	-9439	-4113	0	3638	-2788	0	1813	0	0
	Aberration	207		Euro C	12/98	13138	5162	224	-6739	-6127	0	8825	-3388	0	1738	0	0
	Aberration	207		B Pound	12/93	-2064	6418	-5201	4382	-9564	0	-950	-2013	0	-375	-1988	0
	Aberration	207		T Note	12/93	-10960	-2890	-8860	2440	1400	0	4810	0	0	5420	0	-1080
79	Maiz	609		Corn	11/07	n/a	n/a	n/a	n/a	3388	n/a	n/a	3388	0	2650	0	0
80	Waverider	339		Bonds	5/01	631	-9088	-5363	-2169	1081	0	0	0	0	4038	0	0
	Waverider	339		Nat Gas	5/01	1455	-20285	16070	29855	13800	0	0	3750	-2175	-5110	0	6685
	Waverider	339		Euro C	5/01	12638	4388	2713	-12825	-3325	0	0	5238	-2175	-9650	-5725	-2175
	Waverider	339		Silver	5/01	-8760	6695	-8925	4955	-17400	-4350	0	-2175	0	0	3255	-2175
	Waverider	339		Soymeal	5/01	-625	-5585	7775	-3185	-6785	0	0	0	-5645	-2175	-2175	0
	Waverider	339		Cotton	5/01	-840	13930	-1555	2785	475	0	0	0	-5415	0	-2175	-2175
	Waverider	339		Live Hogs	5/01	-3067	-5470	5830	-2358	-3350	0	0	0	0	0	0	8925
	Waverider	339		Coffee	5/01	150	-12450	7931	-8981	-2888	-2175	0	0	-2531	0	0	0
81	Trigo	608		Wheat	11/07	n/a	n/a	n/a	n/a	8813	n/a	n/a	8813	-1725	0	0	0
82	SAGA	472		T Note	4/04	n/a	-8120	-2270	3580	7290	0	5300	0	4510	1800	0	-1080
	SAGA	472		Crude	4/04	n/a	9110	-11610	4690	19430	17680	0	0	0	0	0	0
	SAGA	472		Euro C	4/04	n/a	3974	-6188	-7164	5799	0	12538	0	0	3713	0	0
	SAGA	472		Jap Yen	4/04	n/a	-1575	11900	-16791	576	-2125	2238	-2500	0	4938	7138	-2625
83	Delta DT	625	*	Mini Midcap	1/08	n/a	n/a	n/a	n/a	n/a	n/a	n/a	n/a	-400	215	-380	-1060
84	Basis	269		B Pound	1/98	5056	9499	-281	-1776	-5619	-313	500	-3550	-1638	-2450	0	0
	Basis	269		S Franc	1/98	-1113	4288	8013	-1525	-6013	0	5388	0	0	4450	0	0

					All Statistics Based On Last 12 Months Performance											Combined		
May 2008	Jun 2008	Jul 2008	Aug 2008	Sep 2008	12 Mos Net P/L (8)	12 Mos Max DD (9)	12 Mos Total Trds (10)	% Wins (11)	Avg. Win (12)	Avg. Loss (13)	Max Con. Loss (14)	Min. Req'd Cap. \$ (15)	%Chng Min. Req. Cap. (16)	Comb-ined %Chng. (17)	Total Net P/L (18)	Total Max DD (19)	%Chng Min. Req. Cap. Since Release (20)	%Chng Min. Req. Cap. Since Release (22)
0	-2085	0	-2175	3605	-15260	18865	12	16.7	3200	-2168	6	24750	-61.7%	122.1%	-9285	29840	-5.6%	16.1%
4163	0	0	0	31663	66863	2175	8	75.0	11869	-2176	1	6900	969.0%	122.1%	87575	19975	190.4%	16.1%
-2175	0	0	0	12622	17057	4605	8	37.5	9311	-2175	2	15000	113.7%	122.1%	24477	12160	24.5%	16.1%
0	0	-1945	-2175	3665	4580	4120	6	50.0	3625	-2098	2	6000	76.3%	122.1%	6380	8970	16.0%	16.1%
0	-2175	0	0	8425	7405	2175	4	50.0	5490	-1788	1	5400	137.1%	122.1%	-1190	15035	-3.3%	16.1%
0	-1575	0	0	1445	6815	1575	5	80.0	2098	-1577	1	2700	252.4%	122.1%	946	14252	5.3%	16.1%
0	0	9881	1725	-1163	2828	7616	7	28.6	5803	-1759	4	9000	31.4%	122.1%	-21248	31691	-35.4%	16.1%
-170	910	1470	0	0	6390	2880	87	48.3	546	-368	3	5250	121.7%	121.7%	19320	3340	142.5%	142.5%
900	-2344	4031	-1875	-2025	10913	8644	165	51.5	773	-684	7	9000	121.3%	121.3%	166988	25594	136.6%	136.6%
10300	6625	20600	-4400	6950	32100	31250	228	48.2	1799	-1402	6	27000	118.9%	118.8%	77225	33750	62.4%	61.2%
1838	700	6450	-600	113	6375	6875	219	31.5	557	-214	10	5400	118.1%	118.8%	13625	7350	55.1%	61.2%
0	-2169	0	0	3128	1459	6506	7	42.9	3389	-2181	3	5400	27.0%	118.6%	-4822	16156	-13.4%	12.4%
0	-2175	0	-2175	3605	-11435	15040	11	18.2	3200	-1983	5	24750	-46.2%	118.6%	-1110	26015	-0.7%	12.4%
4163	0	0	0	31663	65050	2175	8	75.0	11567	-2176	1	6900	942.8%	118.6%	75500	22525	164.1%	12.4%
-2175	0	0	0	12622	14262	4605	8	37.5	8379	-2175	2	15000	95.1%	118.6%	12507	13050	12.5%	12.4%
0	0	-2175	-2175	3665	-770	6145	6	33.3	3775	-2077	3	6000	-12.8%	118.6%	-4150	12210	-10.4%	12.4%
0	-2175	0	0	8425	6635	2175	4	50.0	5493	-2176	1	5400	122.9%	118.6%	375	13830	1.0%	12.4%
0	0	0	-1975	1445	7495	1975	3	66.7	4735	-1982	1	2700	277.6%	118.6%	3526	15102	19.6%	12.4%
0	0	7358	0	3450	6458	4350	4	50.0	5404	-2175	2	9000	71.8%	118.6%	-19755	30563	-32.9%	12.4%
875	-325	3058	225	313	1708	5750	127	37.0	675	-375	8	5625	30.4%	117.0%	3170	7088	48.3%	115.8%
2325	3035	1550	2783	1688	25008	2800	131	48.1	828	-400	7	13875	180.2%	117.0%	26768	2800	165.4%	115.8%
-1485	-3740	1230	825	12030	14925	7620	89	40.4	1370	-647	11	9750	153.1%	117.0%	11205	7620	98.5%	115.8%
88	-2025	-7575	-1038	-3188	-10813	16150	77	29.9	792	-538	13	2400	-450.5%	117.0%	-10813	16150	-450.5%	115.8%
2725	2188	688	4438	7013	18500	3263	68	45.6	1394	-668	5	10500	176.2%	117.0%	18500	3263	176.2%	115.8%
-4330	0	0	0	-2840	460	7170	4	50.0	3815	-3585	2	5400	8.5%	116.7%	-5410	17260	-12.1%	24.7%
-3188	0	0	256	1169	-1250	10831	6	50.0	3194	-3611	3	4500	-27.8%	116.7%	13663	16363	36.8%	24.7%
5100	-2675	0	8163	5288	34338	2675	6	83.3	7403	-2657	1	6900	497.7%	116.7%	51763	9988	90.9%	24.7%
0	0	-1550	0	-875	-5500	7550	8	25.0	1425	-1392	5	2250	-244.4%	116.7%	2050	8975	11.0%	24.7%
-2138	0	0	888	-8250	163	9500	6	50.0	3517	-3463	2	7500	2.2%	116.7%	-1550	21263	-2.5%	24.7%
-2875	-2888	0	2800	1275	9775	5763	7	57.1	3885	-1916	3	6000	162.9%	116.7%	5875	11600	11.9%	24.7%
0	0	0	0	-1550	-338	2550	4	25.0	3763	-1367	2	7500	-4.5%	113.9%	3175	17088	4.9%	40.9%
3513	-2900	-2863	0	16988	16738	7625	12	25.0	9821	-1414	5	6900	242.6%	113.9%	46863	8013	79.9%	40.9%
-982	0	-622	0	1425	5016	1603	5	60.0	2206	-801	2	4200	119.4%	112.9%	5269	1603	107.5%	95.5%
0	11655	-5040	0	-17025	10390	26000	8	50.0	10315	-7718	2	27750	37.4%	112.9%	11115	26000	34.3%	95.5%
730	0	-175	0	-195	2585	2190	7	28.6	3245	-783	3	2400	107.7%	112.9%	3580	2190	127.9%	95.5%
-4075	0	1525	0	5565	22300	4075	6	83.3	5275	-4056	1	9750	228.7%	112.9%	22300	4075	196.0%	95.5%
0	0	-2025	-1275	0	5500	3300	5	60.0	2933	-1650	2	7500	73.3%	112.9%	2113	3388	24.1%	95.5%
-2525	0	-1660	0	17980	21775	6385	6	50.0	9387	-2129	3	8250	263.9%	112.9%	22290	6385	231.6%	95.5%
-4050	5000	42450	4375	5200	58475	36725	119	51.3	4911	-4164	5	54000	108.3%	108.3%	305888	78400	29.3%	29.3%
5725	0	1613	2163	-5675	6113	5675	11	54.5	2802	-2135	2	7500	81.5%	107.2%	13663	24613	16.9%	12.0%
-250	-3050	370	4440	1340	8320	3410	22	40.9	1644	-498	7	2400	346.7%	107.2%	15070	23140	58.4%	12.0%
-860	-640	610	-1210	-220	-4150	13340	29	31.0	1637	-943	4	5400	-76.9%	107.2%	6500	37640	11.2%	12.0%
2180	0	-4240	1940	-950	6170	4240	18	44.4	1875	-881	3	4200	146.9%	107.2%	22090	15200	48.9%	12.0%
-3713	356	0	-10913	1950	-413	19444	28	28.6	4125	-1673	9	9000	-4.6%	107.2%	-32138	44644	-33.2%	12.0%
-4263	-1213	-1938	2988	12625	2950	14988	20	25.0	7238	-2216	7	17250	17.1%	107.2%	4075	51150	2.2%	12.0%
31912	-5939	7127	0	26376	63046	13936	14	50.0	12781	-3774	2	30750	205.0%	107.2%	69061	36397	20.9%	12.0%
10225	-18275	17800	8175	38450	57725	35175	130	55.4	3478	-3325	4	54000	106.9%	106.9%	129550	35175	61.3%	61.3%
1338	1438	1375	400	1963	6538	1938	53	43.4	617	-255	6	5400	121.1%	104.9%	6538	1938	121.1%	104.9%
6925	7625	6600	6650	-250	27450	9975	52	51.9	2496	-1596	3	27000	101.7%	104.9%	27450	9975	101.7%	104.9%
0	0	-6713	0	169	-12806	18356	5	40.0	4285	-7125	2	9000	-142.3%	102.5%	-7031	77700	-5.2%	15.3%
0	0	0	0	4675	-165	4840	4	50.0	3275	-3358	1	5400	-3.1%	102.5%	28550	18755	35.1%	15.3%
0	27960	-15130	0	6370	47780	15130	8	75.0	11772	-11426	1	27750	172.2%	102.5%	80130	30930	19.1%	15.3%
-913	0	0	2425	1275	5450	2788	6	66.7	2288	-1855	1	6000	90.8%	102.5%	3113	20788	3.4%	15.3%
5100	-550	0	4338	5288	21350	3388	7	71.4	5058	-1963	1	6900	309.4%	102.5%	44238	23575	64.1%	15.3%
0	0	0	3275	1169	-881	8169	7	28.6	3644	-1636	5	4500	-19.6%	102.5%	-10194	20656	-15.0%	15.3%
0	0	-4000	430	-950	4630	5600	6	50.0	3553	-2010	2	4200	110.2%	102.5%	8780	23680	13.9%	15.3%
0	-1438	0	0	0	4600	1438	3	66.7	3019	-1442	1	4500	102.2%	102.2%	4600	1438	102.2%	102.2%
0	0	0	-2028	456	2466	4213	4	50.0	3339	-2106	2	5400	45.7%	101.5%	-12697	23563	-31.4%	15.3%
-2175	-2175	-2175	0	12435	9060	9460	10	30.0	8348	-2283	4	24750	36.6%	101.5%	61930	34675	33.4%	15.3%
-4038	0	-6838	0	52538	27175	32775	13	15.4	29975	-2986	11	6900	393.8%	101.5%	28813	53375	55.7%	15.3%
-2175	0	-2780	0	20970	10570	10400	9	22.2	13625	-2378	4	15000	70.5%	101.5%	-14870	36500	-13.2%	15.3%
0	-2175	575	0	8625	-2970	12170	6	33.3	4600	-3039	4	6000	-49.5%	101.5%	-9245	23945	-20.5%	15.3%
0	-2175	0	0	7120	-4820	11940	6	16.7	7120	-2392	5	5400	-89.3%	101.5%	9370	14115	23.1%	15.3%
0	-1375	0	-4150	1445	4845	5525	5	40.0	5185	-1842	3	2700	179.4%	101.5%	1820	10387	9.0%	15.3%
0	0	13481	0	21165	29940	4706	4	50.0	17323	-2353	2	9000	332.7%	101.5%	21146	22388	31.3%	15.3%
0	0	0	-1688	0	5400	3413	3	33.3	8813	-1701	2	5400	100.0%	100.0%	5400	3413	100.0%	100.0%
-170	0	-1910	420	-940	7930	3680	8	50.0	3008	-1026	3	4200	188.8%	99.9%	3110	10710	16.2%	12.2%
0	0	0	0	0	17680	0	1	100.0	17680	0	0	27750	63.7%	99.9%	21620	28940	17.0%	12.2%
5100	-1300	-1825	0	0	18225	3125	6	50.0	7313	-1238	2	6900	264.1%	99.9%	2113	21188	6.7%	12.2%
0	0	-1150	1088	-4513	2488	7200	11	36.4	3850	-1848	3	7500	33.2%	99.9%	-1013	17113	-2.9%	12.2%
265	-1305	2945	90	4385	4755	2880	67	47.8	539	-358	4	4800	99.1%	99.1%	4755	2880	99.1%	99

Rank by % Chng Col.17 (1)	System Name (2)	System		Sys. Rel. Date (5)	Net \$Profit/Loss Per Year ----->					Oct 2007	Nov 2007	Dec 2007	Jan 2008	Feb 2008	Mar 2008	Apr 2008	
		#	Day Trd.		(6)												
		(3)	(4)		2003	2004	2005	2006	2007								
	Basis	269		\$ Index	1/98	10530	6170	-30	-930	-520	0	4480	0	-580	-1170	0	0
	Basis	269		Bonds	1/98	3020	7350	-9440	8640	-6530	-3270	5020	-6230	0	0	0	0
	Basis	269		T Note	1/98	2830	6620	-950	-1100	2260	-230	4210	-140	-860	4690	0	0
	Basis	269		Heat Oil	1/98	1856	8785	0	0	-2285	0	0	0	0	-3667	22054	0
	Basis	269		Cotton	1/98	5845	1890	-3700	-1255	-2515	0	1690	0	-6480	1365	-5710	0
85	Simple Harmony	571		Cotton	12/05	n/a	n/a	0	-1250	-9455	0	0	0	0	-3495	-2830	0
	Simple Harmony	571		Euro C	12/05	n/a	n/a	0	-3463	11738	0	0	10038	0	-6550	0	0
	Simple Harmony	571		Copper	12/05	n/a	n/a	0	4013	51388	2113	0	8225	0	0	0	0
	Simple Harmony	571		Jap Yen	12/05	n/a	n/a	0	-16125	10813	-1463	0	-1375	-6575	0	0	7862
	Simple Harmony	571		Nat Gas	12/05	n/a	n/a	0	57380	-8820	16535	-4955	0	0	-1835	0	0
	Simple Harmony	571		Sugar	12/05	n/a	n/a	0	6170	1373	0	0	0	0	0	2075	0
	Simple Harmony	571		T Note	12/05	n/a	n/a	0	556	-456	-1243	0	2003	-2496	1534	-2638	0
86	Arcs Plus	302	*	S&P	8/99	-37500	-31875	-2200	-19500	8200	-1050	3650	1400	10750	-10150	-13200	-4475
87	Lil' Dipper	274		Bonds	6/98	-2490	7670	170	-70	-5730	0	720	-3080	1590	810	0	-80
88	William Tell Bonds	262		Bonds	9/97	6080	8660	-6440	1760	-4750	830	-2730	430	-240	1900	0	-2810
89	Challenger	350		Bonds	3/01	5950	5220	780	9950	4340	0	5530	0	0	2100	0	0
	Challenger	350		B Pound	3/01	-4163	-4470	-8894	8044	1482	0	2688	-4225	0	-13	0	0
	Challenger	350		Euro C	3/01	13689	8524	9075	-15813	8587	0	11913	0	0	6550	0	0
	Challenger	350		Cotton	3/01	-10900	7055	-12445	805	-4560	0	3325	0	-4825	4215	0	-5480
	Challenger	350		Jap Yen	3/01	-9826	2212	8725	-9563	5687	0	3200	-3938	-6325	3025	0	0
	Challenger	350		S Franc	3/01	3763	2725	6963	-15038	-3538	0	6100	0	0	8500	0	0
90	CrudeExtreme	534	*	Mini Crude	1/06	n/a	n/a	n/a	645	5218	763	15	-10	-1208	1280	2975	-93
91	Volatility	85		Coffee	1/87	-1912	1688	-31856	-15077	-13295	-975	-281	0	0	3113	-4556	7519
	Volatility	85		Copper	1/87	-2362	-11015	11150	-4126	30064	-3150	7313	2100	0	18788	0	1900
	Volatility	85		Jap Yen	1/87	-3225	-1564	-8389	-7689	11263	-488	2900	1088	0	7625	0	2050
	Volatility	85		Nat Gas	1/87	19280	-15500	32630	28740	-21990	4030	-2400	9650	-9660	13140	-11190	6590
	Volatility	85		Euro C	1/87	9113	-31001	-5275	-3551	8401	0	11913	825	0	-350	0	5300
	Volatility	85		Euro \$	1/87	-1850	475	-2275	-2275	-1725	-225	-125	0	-250	3150	0	-950
	Volatility	85		\$ Index	1/87	15040	-8500	-6560	-3460	-310	0	4280	360	0	-2030	0	0
	Volatility	85		Cotton	1/87	7210	470	-9400	-180	4035	-1360	2040	-2350	-5005	-40	-2275	4195
	Volatility	85		Bonds	1/87	-15510	-11240	-14100	5080	-5900	-3010	3890	-2510	-3270	1360	0	0
	Volatility	85		Live Hogs	1/87	-8752	2920	6324	-2988	3712	0	2868	0	1404	-2456	1296	-1788
92	%C DayBreaker	405	*	S&P	10/02	33500	11550	-10675	21375	-8600	1725	5050	3175	-1075	-550	3175	2775
93	Anticipation II	295		Coffee	1/99	0	7254	17774	2138	-14532	2494	-1781	-1894	-2306	-1275	7613	2119
94	Hi-Lo Swing	346		Coffee	1/01	-2663	-13237	14382	262	-2925	0	2288	0	0	8138	-13425	-2756
	Hi-Lo Swing	346		Cotton	1/01	-1620	5245	-5490	-400	-2000	0	0	0	0	4275	0	-4230
	Hi-Lo Swing	346		Euro C	1/01	10713	8887	2962	-11387	-3114	0	8625	-3388	0	2725	0	0
	Hi-Lo Swing	346		Jap Yen	1/01	-3250	-5989	8650	-7438	-12300	-2450	-600	-3475	0	2863	0	-1213
	Hi-Lo Swing	346		Lumber	1/01	-13277	2233	5093	1859	847	2266	0	2464	0	3993	0	3674
	Hi-Lo Swing	346		Corn	1/01	-2626	6589	-2864	798	-5025	0	-325	0	0	7150	0	2113
	Hi-Lo Swing	346		Bonds	1/01	-7310	-1660	-610	5580	-2670	0	5530	0	0	2100	-1940	0
95	SPMD 500	413	*	S&P	4/05	n/a	n/a	-6000	1825	9075	11325	4825	400	-450	-6175	5850	10225
96	Axiom Long Term	471		T Note	4/04	n/a	-4681	-688	1013	-2988	0	0	0	9925	0	0	0
	Axiom Long Term	471		\$ Index	4/04	n/a	-3075	2945	-4555	-1035	0	0	0	0	0	9925	0
	Axiom Long Term	471		Crude	4/04	n/a	0	4825	6740	-770	0	0	0	0	0	0	0
	Axiom Long Term	471		Corn	4/04	n/a	-2563	2375	-4575	-6200	-3500	0	0	0	0	0	9925
	Axiom Long Term	471		Cotton	4/04	n/a	5835	-3270	-2105	5550	0	-1385	0	-1025	0	9935	-3075
97	Mechwarrior-ES	485		Mini S&P	12/04	n/a	-588	813	5138	-2713	-1725	-1275	-3175	-1388	2075	4013	1325
98	Trendchannel	292		Jap Yen	6/98	-3126	-1375	8087	-13252	438	-1275	1575	-2500	0	4938	0	-1050
	Trendchannel	292		Euro C	12/98	14475	5762	-5339	-11501	-4239	0	9888	-3713	0	-888	0	0
	Trendchannel	292		T Note	6/98	960	1020	-3590	1730	4930	0	4800	0	0	5430	0	-1220
99	Capcon1	296		B Pound	1/99	-7363	-6500	9331	-12557	-6938	0	0	0	0	1900	0	0
	Capcon1	296		Euro C	1/99	-23651	-2313	7600	-15226	-5812	0	0	0	0	0	0	0
	Capcon1	296		S Franc	1/99	-12863	-7450	1863	-5913	-5562	0	-8513	0	-2075	0	0	0
	Capcon1	296		Cotton	1/99	-2070	11710	-530	3620	390	0	3325	0	0	-8270	0	6395
	Capcon1	296		Crude	1/99	-6380	-1040	-16130	14800	-22120	-15990	0	0	0	0	0	0
	Capcon1	296		Copper	1/99	-3501	-9039	-12588	-5175	-12587	0	-2075	0	0	0	0	0
100	Catscan III Const.	422		\$ Index	5/03	8630	-500	5750	-2910	2720	0	4360	-200	-910	-70	0	570
	Catscan III Const.	422		F Note	5/03	-1085	-410	425	-2360	1450	-245	1660	0	0	1695	-375	-555
	Catscan III Const.	422		Jap Yen	5/03	-577	-3725	5451	1226	8526	-1300	2238	-2125	-3313	2063	0	1338
	Catscan III Const.	422		Euro \$	5/03	-925	-275	-1775	-2925	-4125	-75	-375	-500	0	3550	-2200	0
	Catscan III Const.	422		Euro C	5/03	15488	-5076	2986	3999	11339	0	11913	-375	-8313	1088	0	0
	Catscan III Const.	422		S Franc	5/03	-1300	-4602	3624	-476	5488	13	2925	-513	-2200	3138	0	-513
	Catscan III Const.	422		T Note	5/03	4410	7340	3790	-5810	5370	-760	4560	-810	-1810	-1520	0	-2470
101	FT S&P DayTrade	171	*	S&P	6/92	30275	-4025	-1825	-23475	15675	3025	-6225	2400	7175	-200	-10350	3300
102	CTB3 SW	623		Euro C	1/08	n/a	n/a	n/a	n/a	n/a	n/a	n/a	n/a	-625	1075	5025	-3013
103	Parabolic Stop	65		Coffee	1/87	1558	5286	4463	-3600	-8681	-806	431	19	-2719	10350	-1031	10669
	Parabolic Stop	65		Copper	1/87	-3838	-8099	-19289	8313	3999	4775	3313	3300	-1238	13900	-9550	-700
	Parabolic Stop	65		Jap Yen	1/87	-1686	1464	-875	-11214	-4940	-2138	50	2400	5125	1313	4938	0
	Parabolic Stop	65		Nat Gas	1/87	51910	13370	41220	-14050	-28360	-6810	-6970	-1730	1820	12840	-1620	6400
	Parabolic Stop	65		Euro C	1/87	10788	11800	-13376	-12189	10388	4900	7738	2225	2263	-2513	-1088	-350
	Parabolic Stop	65		Euro \$	1/87	-2875	-1050	-1825	-1975	-2325	-600	175	-500	0	3000	-1400	0
	Parabolic Stop	65		\$ Index	1/87	7970	6050	-6820	-3550	-1330	1980	1140	680	-60	-1160	-730	-2700

					All Statistics Based On Last 12 Months Performance											Combined				
					12 Mos		12 Mos		Max		Min.		%Chng		Comb-		Total	Total	%Chng	%Chng
May	Jun	Jul	Aug	Sep	Net	Max	Total	%	Avg.	Avg.	Con.	Req'd	Min.Req	Comb-	Total	Total	Min.Req	%Chng	%Chng	
2008	2008	2008	2008	2008	P/L	DD	Trds	Wins	Win	Loss	Loss	Cap. \$	Cap.	%Chng.	P/L	DD	Cap.Since	Min.Req	%Chng	
					(8)	(9)	(10)	(11)	(12)	(13)	(14)	(15)	(16)	(17)	(18)	(19)	(20)	(21)	(22)	
-10	0	-1060	1110	-2680	90	4520	13	38.5	1830	-1134	3	2400	3.8%	98.0%	12780	11230	48.8%	24.2%		
0	-1540	0	3670	2550	200	7770	9	44.4	2810	-2204	3	5400	3.7%	98.0%	12880	16600	21.8%	24.2%		
-2440	-1800	0	2470	1680	7580	4240	11	54.5	2248	-1178	2	4200	180.5%	98.0%	13260	12470	28.9%	24.2%		
33743	0	4939	0	-3066	54004	3667	5	60.0	20245	-3366	1	30750	175.6%	98.0%	96944	10487	28.9%	24.2%		
0	-1785	-2575	-105	2640	-10960	17300	13	23.1	3653	-2194	6	5400	-203.0%	98.0%	-10270	29705	-17.4%	24.2%		
0	3355	-3685	0	7850	1195	6655	6	33.3	5603	-2499	3	5400	22.1%	97.0%	-9510	17360	-62.2%	72.4%		
6900	-14175	-950	0	1712	-3025	16162	11	27.3	9333	-3883	4	6900	-43.8%	97.0%	-4788	16163	-24.5%	72.4%		
0	9288	0	0	16250	35875	0	4	100.0	8969	0	0	17250	208.0%	97.0%	80938	27125	165.6%	72.4%		
0	0	1675	0	3800	3925	9413	8	50.0	4269	-3288	3	7500	52.3%	97.0%	1450	16125	6.8%	72.4%		
0	0	0	2805	19135	31685	6790	5	60.0	12825	-3395	2	24750	128.0%	97.0%	68665	28755	97.9%	72.4%		
0	0	1358	0	-1508	1925	1508	3	66.7	1717	-1512	1	2400	80.2%	97.0%	9468	1508	139.2%	72.4%		
-2840	-1200	0	0	1628	-5253	7650	9	44.4	1484	-2235	3	4200	-125.1%	97.0%	-5913	8096	-49.7%	72.4%		
13825	3925	5750	700	14925	26050	34550	307	35.8	2435	-1226	9	27000	96.5%	96.5%	41800	137800	16.6%	16.6%		
0	0	1840	-10	3370	5160	3080	10	70.0	1237	-1166	1	5400	95.6%	95.6%	24550	6560	43.3%	43.3%		
1850	1580	800	1180	2210	5000	5430	31	80.6	550	-1454	2	5400	92.6%	92.6%	18090	14170	29.8%	29.8%		
-4190	1030	0	-3170	-210	1090	6540	7	57.1	2215	-2585	1	5400	20.2%	92.2%	14550	16280	35.1%	12.4%		
-438	0	-1800	-3181	1169	-5800	11713	8	37.5	1971	-2343	5	4500	-128.9%	92.2%	-4763	27569	-13.8%	12.4%		
5100	0	0	-7300	5288	21550	8213	6	83.3	5953	-8187	1	6900	312.3%	92.2%	44875	19138	84.8%	12.4%		
0	-190	0	0	9915	6960	7095	7	57.1	4615	-3825	1	5400	128.9%	92.2%	-14885	34460	-36.0%	12.4%		
-400	0	0	4125	-3175	-3488	10263	8	50.0	2825	-3697	2	7500	-46.5%	92.2%	-10163	22313	-17.7%	12.4%		
-75	0	0	-3188	1275	12613	3975	6	66.7	4147	-1994	2	6000	210.2%	92.2%	4338	25213	9.4%	12.4%		
793	8	3338	-1533	38	6365	4975	147	37.4	671	-332	10	6938	91.7%	91.7%	11460	4975	60.1%	60.1%		
0	-6206	0	-4313	-5813	-11513	16331	10	20.0	7894	-3413	4	9000	-127.9%	91.6%	-57375	170625	-29.0%	7.4%		
-5325	2225	-4725	700	6850	26675	10050	13	53.8	6741	-3409	2	17250	154.6%	91.6%	34338	56538	9.0%	7.4%		
-1775	-3738	-2288	600	3025	9000	9125	14	50.0	2709	-1423	4	7500	120.0%	91.6%	17388	42088	10.5%	7.4%		
-9340	19050	-8520	47090	9930	68370	13940	16	43.8	15640	-4586	3	24750	276.2%	91.6%	178910	43460	32.7%	7.4%		
-5275	-7100	-6900	11375	-788	9000	19275	18	38.9	5350	-2588	7	6900	130.4%	91.6%	-22900	59750	-15.0%	7.4%		
-525	-975	0	500	1350	1950	2450	13	30.8	1250	-340	5	2250	86.7%	91.6%	13075	8475	26.3%	7.4%		
-2150	-420	-2660	3920	-1350	-50	7260	16	37.5	1693	-1021	5	2400	-2.1%	91.6%	-31630	56240	-59.7%	7.4%		
0	-495	-2935	0	7055	-1170	10630	14	28.6	4131	-1772	5	5400	-21.7%	91.6%	27720	29150	23.2%	7.4%		
-5330	-1580	-1460	-4660	-6920	-23490	24370	13	15.4	2625	-2614	8	5400	-435.0%	91.6%	-12070	78930	-10.1%	7.4%		
2136	-5648	872	-1612	696	-2232	7472	14	42.9	1714	-1567	4	2700	-82.7%	91.6%	-10748	21404	-18.0%	7.4%		
8075	875	1575	-2225	1950	24525	10600	131	70.2	1129	-2031	4	27000	90.8%	90.8%	73050	28400	44.5%	44.5%		
3131	619	3656	-2831	-1556	7988	9469	157	49.7	851	-740	8	9000	88.8%	88.8%	46688	22331	52.3%	52.3%		
0	-5869	656	0	1031	-9938	22050	7	57.1	3028	-7340	3	9000	-110.4%	88.4%	-17269	27469	-24.5%	0.8%		
0	-190	0	0	9915	9770	4420	5	40.0	7095	-1473	3	5400	180.9%	88.4%	11935	12275	28.2%	0.8%		
3938	0	0	4313	5288	21500	3388	6	83.3	4978	-3373	1	6900	311.6%	88.4%	28213	20975	52.2%	0.8%		
0	0	0	1325	-5675	-9225	9225	7	28.6	2094	-2685	3	7500	-123.0%	88.4%	-21913	25413	-37.3%	0.8%		
0	-176	0	-66	3828	15983	242	7	71.4	3245	-118	2	3300	484.3%	88.4%	17193	15565	66.5%	0.8%		
0	5550	-8363	-238	4800	10688	8600	7	57.1	4903	-2967	2	4500	237.5%	88.4%	8938	8600	25.4%	0.8%		
-5600	0	-2160	640	-220	-1650	9700	8	37.5	2757	-1984	4	5400	-30.6%	88.4%	-24570	24990	-58.1%	0.8%		
6250	-11325	-6300	-125	9075	23575	29825	180	41.7	2312	-1429	10	27000	87.3%	87.3%	11925	29825	12.3%	12.3%		
0	0	-3075	0	175	7025	3075	3	66.7	5050	-3083	1	4200	167.3%	85.1%	-319	7519	-1.7%	17.4%		
0	0	0	-2350	4025	11600	2350	3	66.7	6975	-2359	1	2400	483.3%	85.1%	5880	8840	53.5%	17.4%		
0	0	0	0	0	0	0	0	0.0	0	0	0	27750	0.0%	85.1%	10795	6100	8.5%	17.4%		
0	0	2125	50	5625	14225	3500	6	66.7	4431	-1756	2	4500	316.1%	85.1%	6763	12025	32.8%	17.4%		
0	175	175	0	0	4800	3075	7	57.1	2615	-1882	2	5400	88.9%	85.1%	12195	5750	49.3%	17.4%		
2688	-2913	2063	2063	5325	9075	9463	135	48.9	757	-593	5	10800	84.0%	84.0%	17900	9463	42.3%	42.3%		
0	0	-3363	1250	-3813	-4238	6975	9	33.3	2588	-1998	2	7500	-56.5%	83.0%	12763	20213	16.2%	37.8%		
5100	-2675	-2663	4338	5288	14675	6338	9	55.6	5270	-2927	2	6900	212.7%	83.0%	39488	28088	57.2%	37.8%		
-160	-1530	-2010	420	-730	5000	5230	8	37.5	3550	-1130	4	4200	119.0%	83.0%	21490	7150	48.7%	37.8%		
-438	0	0	9263	1169	11894	438	4	75.0	4110	-436	1	4500	264.3%	82.6%	-14769	35650	-33.1%	-9.1%		
1650	0	-3950	13775	5288	16763	3950	4	75.0	6904	-3949	1	6900	242.9%	82.6%	-6488	62688	-9.5%	-9.1%		
1938	0	-4513	0	0	-13163	13163	4	25.0	1938	-5034	2	6000	-219.4%	82.6%	-27213	49063	-45.7%	-9.1%		
0	-190	0	0	9915	11175	8270	5	60.0	6545	-4230	1	5400	206.9%	82.6%	35940	9990	67.1%	-9.1%		
0	-4040	0	21510	15970	17450	20030	4	50.0	18740	-10015	2	27750	62.9%	82.6%	-19950	57430	-7.2%	-9.1%		
-4150	-2075	0	7550	12625	11875	8300	6	33.3	10088	-2069	4	17250	68.8%	82.6%	-28588	50538	-16.7%	-9.1%		
-3130	-120	-180	4010	-260	4070	4410	16	31.3	2462	-751	6	2400	169.6%	81.0%	13600	11450	103.0%	30.4%		
795	0	-550	-125	70	2370	1015	16	50.0	619	-323	3	3000	79.0%	81.0%	-1025	7640	-6.2%	30.4%		
3638	0	-4100	663	3025	2125	5938	16	43.8	2057	-1367	4	7500	28.3%	81.0%	14213	10525	34.5%	30.4%		
-600	275	-225	-200	-1050	-1400	4325	29	20.7	733	-252	7	2250	-62.2%	81.0%	-10475	10800	-84.6%	30.4%		
-125	-5650	488	11913	5288	16225	13375	17	35.3	6211	-1914	6	6900	235.1%	81.0%	33425	24013	88.1%	30.4%		
-313	-2000	-513	8113	-1938	6200	5625	15	33.3	3908	-1331	4	6000	103.3%	81.0%	-4463	19675	-13.5%	30.4%		
1470	-1230	0	90	-980	-3460	7260	19	31.6	1723	-1062	5	4200	-82.4%	81.0%	8650	11130	37.4%	30.4%		
9900	-3950	7100	3750	5875	21800	14775	176	29.0	2719	-936	10	27000	80.7%	80.7%	124100	59550	27.7%	27.7%		
1625	4400	4600	-3563	-4025	5500	8913	86	84.9	568	-2770	2	6900	79.7%	79.7%	5500	8913	79.7%	79.7%		
-281	4725	-1894	1069	-3525	17006	7594	29	34.5	4217	-1326	3	9000	189.0%	79.0%	168356	48900	84.7%	16.7%		
-6338	8238	938	-7238	-4875	4525	23775	27	40.7	4675	-2926	6	17250	26.2%	79.0%	-9388	51825	-2.5%	16.7%		
4788	1925	-6925	-2950	-5150	3375	15025	25	44.0	2672	-1858	4	7500	45.0%	79.0%	59425	34513	35.9%	16.7%		
-5530	-680	-6180	31040	-																

Rank by % Chng	System Name	System		Commodity	Sys. Rel. Date	Net \$Profit/Loss Per Year											
		#	Day Trd.			(6)					Oct 2007	Nov 2007	Dec 2007	Jan 2008	Feb 2008	Mar 2008	Apr 2008
						2003	2004	2005	2006	2007							
	Parabolic Stop	65		Cotton	1/87	7400	880	635	-4515	8120	-195	-225	-545	-265	2485	-275	5165
	Parabolic Stop	65		Bonds	1/87	3660	-4670	5670	-12510	7390	-3040	5040	-2460	-1230	3590	90	-2440
	Parabolic Stop	65		Live Hogs	1/87	3260	-6352	-64	-1056	-5868	64	992	-3664	3016	-408	632	2148
104	R-Mesa 5	411	*	S&P	3/02	18875	11375	-10650	-27625	20300	7200	1125	2800	5750	-7850	-13375	7750
105	Ready-Set-Go	340		Bonds	5/01	4294	-1969	-5050	-1781	894	0	0	0	0	9081	0	0
	Ready-Set-Go	340		Nat Gas	5/01	-1745	-10985	28725	0	-2175	0	-2175	0	-2175	-4690	0	7465
	Ready-Set-Go	340		Euro C	5/01	19363	13038	12100	-5850	12113	0	0	7613	-2175	-4350	0	-2175
	Ready-Set-Go	340		Silver	5/01	-90	13980	-6750	28770	-6525	-2175	0	0	0	0	16035	-2175
	Ready-Set-Go	340		Soymeal	5/01	-1900	2485	2925	-2400	-5710	0	0	0	0	1105	9695	0
	Ready-Set-Go	340		Cotton	5/01	-190	5580	170	1885	-1205	0	-1375	0	-2175	0	-1545	0
	Ready-Set-Go	340		Live Hogs	5/01	-5425	-5925	1375	2550	-4575	0	3825	0	0	385	0	1525
	Ready-Set-Go	340		Coffee	5/01	-7931	-11569	12131	-5269	-5194	-2175	0	0	0	0	5006	0
106	LPR Quantitative S2	637	*	Mini S&P	3/08	n/a	n/a	n/a	n/a	n/a	n/a	n/a	n/a	n/a	n/a	360	1495
107	DCB Crude Oil	541		Crude	12/05	n/a	n/a	0	-2980	6605	3850	0	4990	595	1425	1430	0
108	R-Mesa 3	268	*	S&P	1/97	13675	12375	-1850	-10525	5070	6825	3625	-25	14875	-4100	-12775	7775
	Turtle Trading System	249		Bonds	1/90	670	-5800	220	1980	-3430	0	2890	-6330	-70	0	0	0
	Turtle Trading System	249		B Pound	1/90	5113	8173	-1869	1110	-5965	-1425	-263	0	0	2325	-1513	-1900
	Turtle Trading System	249		Jap Yen	1/90	-4087	1586	-775	-9526	2062	0	-75	0	0	-738	0	-463
	Turtle Trading System	249		Crude	1/90	1250	-90	2220	-1310	19130	18140	-3910	-1700	-4930	8360	0	12410
	Turtle Trading System	249		Copper	1/90	-1725	-3488	7575	15438	17037	350	1125	-338	0	12350	-5013	-3700
	Turtle Trading System	249		Coffee	1/90	-8476	1201	5270	-2589	-8382	-263	-731	0	0	13350	-9563	-3300
110	Athena	271		Bonds	7/96	-3360	-14860	3820	1360	-3040	0	4830	0	0	2110	0	0
	Athena	271		Jap Yen	7/96	-7663	-3038	5450	-11476	2388	0	3200	0	0	6463	0	0
	Athena	271		S Franc	7/96	-4275	11413	-1062	-14613	-6226	0	4475	0	0	8500	0	0
	Athena	271		Coffee	7/96	-3337	-6976	5250	-7069	-7988	0	-1969	0	0	13350	-10781	0
	Athena	271		Nat Gas	7/96	11320	-19600	15940	13150	2670	0	0	0	0	290	0	13580
	Athena	271		Cotton	7/96	-1675	6680	-2490	-990	-4930	0	0	0	0	4215	-5880	0
	Athena	271		Soybeans	7/96	6960	7730	680	-265	9960	3175	0	8585	0	15310	-13650	0
111	Natural Gas Trader-LA	506		Nat Gas	8/05	n/a	n/a	17720	47960	7290	1400	-3340	2200	2580	1400	10750	6510
112	HiProb	491		Mini Nasdaq	1/05	n/a	n/a	-565	3260	1700	0	460	500	-2575	700	1795	215
	HiProb	491		Mini S&P	1/05	n/a	n/a	-2413	2963	3663	-363	0	1025	0	0	2775	163
	HiProb	491		Mini Russell	1/05	n/a	n/a	3635	8485	8040	385	0	620	0	2005	4090	2350
	HiProb	491		Mini Midcap	1/05	n/a	n/a	2380	8360	1110	-45	0	-1870	0	4120	2805	1030
113	Checkmate	342		S Franc	4/01	-13	2425	-1788	-25	-1238	-1263	2238	0	0	0	0	4775
	Checkmate	342		Euro C	4/01	2238	9950	2150	3888	6538	0	7350	0	0	0	0	8663
	Checkmate	342		Crude	4/01	5205	3310	-3580	-8965	10720	13385	0	0	0	0	0	15505
	Checkmate	342		Nat Gas	4/01	7105	-1275	-15440	-24650	-8725	0	-5535	0	0	0	-3395	0
	Checkmate	342		\$ Index	4/01	5485	3085	3945	2545	2970	0	3335	0	0	0	0	645
	Checkmate	342		Nikkei	4/01	875	-3150	4275	2675	11375	0	-3125	0	8925	0	0	0
	Checkmate	342		Bonds	4/01	3663	13025	-2931	7819	450	0	0	81	0	0	0	0
	Checkmate	342		Jap Yen	4/01	1050	5425	2838	-338	-3763	0	0	-1313	0	-1313	0	-1488
114	Millenium 2000	280		Jap Yen	3/98	-2	13313	4712	-11538	5838	-1125	2138	-150	-2075	-1800	0	2575
	Millenium 2000	280		Euro C	12/98	3088	-2713	-8739	-7937	-6888	0	8925	-5850	0	-1300	0	0
	Millenium 2000	280		Coffee	3/98	-6433	10745	-15188	-10651	-1594	4500	169	-450	-2100	6150	-2944	7519
	Millenium 2000	280		Live Cattle	3/98	12420	-3372	1296	-2152	1044	0	2304	0	1880	0	2664	0
	Millenium 2000	280		Unleaded	3/98	0	0	-5145	0	2113	0	6724	-2041	-2764	0	-7799	-958
	Millenium 2000	280		Cotton	5/98	7360	-4525	-3235	255	6580	0	1260	-1095	0	7100	-3110	-2560
115	Dynamic Breakout Sys	240		Bonds	3/96	6980	590	-2570	2300	4370	0	5530	-5300	0	-3150	-1580	0
	Dynamic Breakout Sys	240		Jap Yen	3/96	-6714	-2713	10538	-6714	2851	-2863	1238	-2888	0	-1500	0	-463
	Dynamic Breakout Sys	240		S Franc	3/96	1550	7114	-3688	-1325	-8002	0	4125	-4800	0	-775	0	700
	Dynamic Breakout Sys	240		Live Cattle	3/96	9940	6692	-1228	6808	-528	0	1632	0	1880	0	2664	-2240
	Dynamic Breakout Sys	240		Cotton	3/96	-5240	310	-470	-690	-4120	-895	70	-2390	0	1065	-5710	-1575
	Dynamic Breakout Sys	240		Copper	3/96	-1000	7737	7662	23813	13138	-2275	6738	-2125	-3725	12338	0	1900
	Dynamic Breakout Sys	240		Crude	3/96	6290	5600	-8170	3030	11860	18140	0	3760	-10590	3840	0	12410
116	Theta	309		Jap Yen	6/00	-12338	1200	11488	-7725	-2713	213	-1938	-2838	0	0	0	4175
	Theta	309		Coffee	6/00	-13519	-6038	-919	-4613	-450	356	0	-1725	0	0	1163	0
	Theta	309		S Franc	6/00	-900	3338	88	-6813	-3638	0	0	1200	0	0	0	8675
	Theta	309		Crude	6/00	3235	9780	-15935	8350	-5740	0	0	0	19785	-4335	0	0
	Theta	309		Bonds	6/00	-7006	363	-200	-1300	-1169	2613	0	425	-2513	-2856	0	-3322
	Theta	309		Wheat	6/00	100	-7425	-9050	263	6925	0	12100	0	0	0	10425	-11025
117	Golden SX	253		Jap Yen	7/96	1387	-7726	8450	-6401	-4800	0	-2900	-325	0	2675	0	-1213
	Golden SX	253		Coffee	7/96	-11494	-1463	2043	-3976	2869	1350	0	-1575	0	9244	-4369	0
	Golden SX	253		Cotton	7/96	-1355	-2290	-2820	1035	-1575	0	0	0	-1655	0	0	-1575
	Golden SX	253		Crude	7/96	3550	910	1760	1030	7550	17880	-3910	-2260	-1570	1350	0	12410
	Golden SX	253		T Note	7/96	860	9680	4560	2940	2420	-690	2510	0	0	5430	0	-1110
	Golden SX	253		Live Cattle	7/96	7716	-8208	-888	-472	-4596	0	1444	0	1444	0	2412	-2120
118	Directional Movement	82		Coffee	1/87	-14776	-1818	-13761	2418	-9751	1838	-244	-769	-675	10331	-9563	-1763
	Directional Movement	82		Copper	1/87	-4515	1175	-88	-17701	34477	-913	4338	1288	0	17975	-15900	3525
	Directional Movement	82		Jap Yen	1/87	-12914	-7638	-4162	-5414	1750	-2550	3475	-25	-1550	588	0	-5913
	Directional Movement	82		Nat Gas	1/87	31360	-26400	-10560	-5770	-62540	-14500	-8570	3500	-8010	6940	-13480	3000
	Directional Movement	82		Euro C	1/87	14300	6949	662	-3214	7937	0	11913	-3838	-2213	1825	0	5325
	Directional Movement	82		Euro \$	1/87	-1075	-1000	-825	-2450	-3150	-575	-300	-1150	0	3750	375	0
	Directional Movement	82		\$ Index	1/87	10760	-1910	-4170	-2670	3820	0	4350	-1190	-730	690	0	

					All Statistics Based On Last 12 Months Performance											Combined		
May 2008	Jun 2008	Jul 2008	Aug 2008	Sep 2008	12 Mos Net P/L (8)	12 Mos Max DD (9)	12 Mos Total Trds (10)	% Wins (11)	Avg. Win (12)	Avg. Loss (13)	Max Con. Loss (14)	Min. Req'd Cap. \$ (15)	%Chng Min. Req. Cap. (16)	Comb-ined %Chng. (17)	Total Net P/L (18)	Total Max DD (19)	%Chng Min. Req. Cap. Since Release (20)	%Chng Min. Req. Cap. Since Release (22)
-1935	2455	2265	-140	4010	12800	3700	26	46.2	2058	-852	3	5400	237.0%	79.0%	6685	38305	5.6%	16.7%
-5750	160	-1240	2800	540	-3940	9410	28	46.4	1499	-1560	6	5400	-73.0%	79.0%	-31180	42590	-26.4%	16.7%
-448	-2072	2248	740	3232	6480	5380	27	48.1	1402	-837	3	2700	240.0%	79.0%	-12020	26292	-20.2%	16.7%
-100	925	4525	4675	7900	21325	21225	137	37.2	2437	-1196	8	27000	79.0%	79.0%	55675	44350	30.9%	30.9%
0	0	-2177	0	-2169	4736	4345	3	33.3	9081	-2167	2	5400	87.7%	77.6%	6548	13050	16.2%	23.2%
0	-2175	0	-1475	13575	8350	9040	8	25.0	10520	-2115	4	24750	33.7%	77.6%	37745	25670	20.3%	23.2%
-4038	0	-4163	-2175	-2463	-13925	21538	9	11.1	7613	-2691	8	6900	-201.8%	77.6%	38013	21538	73.5%	23.2%
-2175	0	-2175	0	20075	27410	6525	6	33.3	18055	-2165	3	15000	182.7%	77.6%	60905	10875	54.1%	23.2%
0	0	3665	0	0	14465	0	3	100.0	4822	0	0	6000	241.1%	77.6%	9835	8110	21.9%	23.2%
0	-2175	0	0	7120	-150	7270	5	20.0	7120	-1818	4	5400	-2.8%	77.6%	4235	11115	10.5%	23.2%
0	-1050	-175	-2175	2845	5180	3425	8	62.5	1721	-1142	3	2700	191.9%	77.6%	-14053	19233	-69.4%	23.2%
0	0	9431	0	0	12263	2175	3	66.7	7219	-2185	1	9000	136.3%	77.6%	-12581	34856	-18.6%	23.2%
525	-60	225	990	625	4160	1730	90	67.8	225	-330	3	5400	77.0%	77.0%	4160	1730	77.0%	77.0%
2245	6450	-5965	6050	0	21070	5965	16	87.5	2241	-5152	1	27750	75.9%	75.9%	15855	10125	20.2%	20.2%
-1475	-2850	-4875	700	12350	20050	21800	170	35.9	2509	-1221	9	27000	74.3%	74.3%	280597	31405	87.2%	87.2%
370	-710	-40	600	-580	-3870	6780	10	30.0	1287	-1104	3	5400	-71.7%	74.2%	18200	20250	17.7%	15.7%
-1975	0	-75	6106	-1775	-494	5463	11	27.3	3804	-1490	4	4500	-11.0%	74.2%	17625	54169	20.6%	15.7%
88	0	-3000	1075	-5575	-8688	8688	11	27.3	942	-1440	3	7500	-115.8%	74.2%	56513	21788	39.7%	15.7%
0	27960	-7760	7380	9210	65160	10540	12	50.0	15663	-4803	4	27750	234.8%	74.2%	87830	17570	16.7%	15.7%
-3950	175	-4200	5063	12625	14488	16688	11	54.5	5281	-3431	3	17250	84.0%	74.2%	40113	23700	12.2%	15.7%
-5344	506	-3413	-5288	450	-13594	28013	16	18.8	6225	-2488	6	9000	-151.0%	74.2%	-7931	85163	-4.6%	15.7%
-4200	-1320	0	-6020	-3830	-8430	15370	7	28.6	3470	-3077	5	5400	-156.1%	73.2%	-24510	45530	-36.6%	7.4%
-2375	0	0	-1150	-3175	2963	6700	6	50.0	3729	-2741	2	7500	39.5%	73.2%	-3713	31563	-4.0%	7.4%
-75	0	0	-5275	1275	8900	6063	6	66.7	3741	-3039	2	6000	148.3%	73.2%	-25013	40813	-33.6%	7.4%
0	0	0	0	-75	525	10856	4	25.0	13350	-4275	2	9000	5.8%	73.2%	6675	43800	6.0%	7.4%
0	23010	-23930	12740	9920	35610	23930	6	83.3	11908	-23858	1	24750	143.9%	73.2%	85030	51900	27.7%	7.4%
0	-4835	0	0	5550	-950	10715	4	50.0	4883	-5358	2	5400	-17.6%	73.2%	1590	18575	2.4%	7.4%
0	2900	0	-12975	8225	11570	23725	7	71.4	7639	-13292	1	10500	110.2%	73.2%	23070	23725	17.7%	7.4%
260	-8270	23160	-9700	-8850	18100	21230	61	52.5	2348	-1970	7	24750	73.1%	73.1%	90810	21230	112.9%	112.9%
-1295	0	0	-435	0	-635	2575	11	72.7	519	-1594	1	6600	-9.6%	71.9%	2800	2645	11.1%	46.5%
1738	0	-375	0	0	4963	375	10	60.0	967	-210	1	10800	45.9%	71.9%	8513	4525	20.6%	46.5%
685	1360	-325	1150	0	12320	325	14	85.7	1066	-235	1	10500	117.3%	71.9%	31475	1435	78.2%	46.5%
1075	815	585	0	1815	10330	2700	12	83.3	1303	-1345	2	9600	107.6%	71.9%	24095	3325	65.5%	46.5%
0	0	0	0	600	6350	1263	4	75.0	2538	-1264	1	6000	105.8%	70.3%	6075	7663	13.4%	16.6%
0	0	0	0	11150	27163	0	3	100.0	9054	0	0	6900	393.7%	70.3%	46775	7688	89.4%	16.6%
0	0	0	0	0	28890	0	2	100.0	14445	0	0	27750	104.1%	70.3%	19305	20350	9.2%	16.6%
0	-6905	0	21795	0	5960	15835	4	25.0	21795	-5278	3	24750	24.1%	70.3%	-23025	79930	-12.3%	16.6%
0	0	0	0	4155	8135	0	3	100.0	2712	0	1	2400	339.0%	70.3%	22270	3335	122.4%	16.6%
0	0	0	0	-7500	-1700	7500	4	25.0	8925	-3542	2	12000	-14.2%	70.3%	22550	7500	24.8%	16.6%
0	-2200	0	0	-3388	-5506	5588	3	33.3	81	-2792	2	5400	-102.0%	70.3%	17406	6838	42.5%	16.6%
0	0	0	0	0	-4113	4113	3	0.0	1575	-1371	3	7500	-54.8%	70.3%	5063	7275	8.9%	16.6%
650	0	-2775	-313	3025	150	4963	15	46.7	1595	-1379	2	7500	2.0%	70.0%	-37775	66013	-47.2%	-1.4%
5100	0	0	9050	5288	21213	8888	9	55.6	6170	-2418	3	6900	307.4%	70.0%	12450	42338	18.0%	-1.4%
-1069	3900	131	-3206	2625	15225	8794	25	36.0	4477	-1567	5	9000	169.2%	70.0%	-44663	66713	-46.5%	-1.4%
-3584	-1096	-2472	0	-1676	-1980	8828	7	42.9	2283	-2211	4	2400	-82.5%	70.0%	7300	8828	28.5%	-1.4%
11516	0	0	0	0	4679	13562	8	25.0	10805	-2822	5	26250	17.8%	70.0%	34616	26859	12.4%	-1.4%
0	1435	-2950	-4330	5175	925	11515	14	42.9	2820	-2003	3	5400	17.1%	70.0%	19735	11515	34.5%	-1.4%
2470	0	-4500	580	-210	-6160	12060	11	27.3	2860	-1844	5	5400	-114.1%	69.0%	-16210	34730	-23.5%	16.6%
-1500	0	-2275	1025	200	-9025	10675	15	33.3	1128	-1465	3	7500	-120.3%	69.0%	53613	19713	56.1%	16.6%
1938	-2888	-3313	6863	-3663	-1813	9138	15	33.3	3588	-1973	4	6000	-30.2%	69.0%	8100	18200	10.6%	16.6%
1268	0	-1152	0	2888	6940	2240	8	75.0	1741	-1753	1	2400	289.2%	69.0%	16556	15448	54.1%	16.6%
-1575	-2300	-2500	0	6170	-9640	15810	15	20.0	3727	-1735	7	5400	-178.5%	69.0%	-13230	25160	-19.2%	16.6%
-5350	-638	-2588	-1575	-1838	863	13375	18	27.8	4660	-1728	4	17250	5.0%	69.0%	29463	30400	13.4%	16.6%
0	27960	-14350	11150	15970	68290	14350	10	70.0	13319	-8314	2	27750	246.1%	69.0%	73510	29730	20.8%	16.6%
-2213	0	-100	0	-1600	-4300	6588	10	30.0	2154	-1537	4	7500	-57.3%	68.7%	7825	12950	12.4%	-7.5%
0	-75	-2663	-1125	413	-3656	6938	8	37.5	1481	-1620	4	9000	-40.6%	68.7%	-32213	37706	-42.5%	-7.5%
-2463	-5988	-2325	0	8263	7363	10775	8	37.5	6829	-2625	4	6000	122.7%	68.7%	-9963	20563	-19.7%	-7.5%
0	0	37055	0	27145	79650	4335	4	75.0	27995	-4335	1	27750	287.0%	68.7%	78105	27935	33.4%	-7.5%
0	-403	-1825	-1934	-3247	-13063	16100	10	20.0	1519	-2013	8	5400	-241.9%	68.7%	-35663	35663	-78.5%	-7.5%
0	106	-9713	-9869	-16100	-24075	46600	8	37.5	8160	-9711	3	5400	-445.8%	68.7%	-46825	49213	-103.0%	-7.5%
-2213	0	-1575	0	-2275	-7825	7825	10	10.0	4250	-1342	5	7500	-104.3%	67.8%	8413	21250	9.0%	16.7%
-1575	-206	-1444	-1575	-2081	-2231	11250	11	18.2	5297	-1426	8	9000	-24.8%	67.8%	18694	39788	16.7%	16.7%
0	-1575	0	0	5980	1175	4805	4	25.0	5980	-1602	3	5400	21.8%	67.8%	7600	19580	11.3%	16.7%
0	8980	-3100	-2530	7930	35180	9320	14	35.7	10552	-1951	5	27750	126.8%	67.8%	52970	12110	15.4%	16.7%
1630	0	-1720	580	-1360	5270	2500	10	40.0	2750	-955	3	4200	125.5%	67.8%	46480	6190	89.1%	16.7%
1492	-716	1252	-272	1660	6596	2120	11	63.6	1415	-825	2	2400	274.8%	67.8%	-17720	25144	-59.5%	16.7%
-4050	4631	-4519	-5569	1163	-9188	23119	21	33.3	3479	-2393	5	9000	-102.1%	67.2%	-34575	76913	-17.5%	4.6%
-3363	3988	-4150	3250	12625	22663	16813	19	47.4	6368	-3471	2	17250	131.4%	67.2%	11600	56025	3.1%	4.6%
1838	375	-1713	-3463	-9075	-18013	19450	21	33.3	1484	-2027	6	7500	-240.2%	67.2%	16288	56750	9.9%	4.6%
0	23010	-6180	49450	9920	45080	40650	23	30.4	16180	-4251	5	24750	182.1%	67.2%	53160	146350	9.8%	4.6%
-1775	-10713	-388	11075	5288	16500	12875	18	27.8	7840	-1749	7	6900	239.1%	67.2%	28463	22125	18.8%	4.6%
1225	0	75	125															

Rank by % Chng	System Name	System		Commodity Tested	Sys. Rel. Date	Net \$Profit/Loss Per Year											
		#	Day Trd.			(6)					Oct 2007	Nov 2007	Dec 2007	Jan 2008	Feb 2008	Mar 2008	Apr 2008
						2003	2004	2005	2006	2007							
Col.17 (1)	(2)	(3)	(4)	(5)													
	Directional Movement	82		Cotton	1/87	1700	-7965	-4820	-5305	3235	0	140	-1300	765	4840	-4295	-3315
	Directional Movement	82		Bonds	1/87	-4610	5000	1920	-430	640	-820	5050	-5040	0	-840	-4570	-1430
	Directional Movement	82		Live Hogs	1/87	-5024	-1156	2036	448	-7368	0	1976	-2220	1144	-2464	1280	-2832
119	QUAD	42		Bonds	12/87	-2230	8440	-5190	-11950	-1840	-70	790	1320	190	880	-3880	-1100
	QUAD	42		S&P	12/87	-11150	-32700	-12075	2725	-13075	2450	2425	-2450	2925	-3525	800	4850
120	Impetus	415	*	Mini Russell	1/03	1935	4075	-625	3225	5635	745	-540	1015	2015	-280	390	-520
121	CrudeSpyder	615		Crude	2/08	n/a	n/a	n/a	n/a	n/a	n/a	n/a	n/a	n/a	2065	7590	-630
122	Dynamo	265	*	S&P	6/97	6800	-10375	10425	-2575	-1150	3375	3350	2025	8150	-4200	-125	-1600
123	Bounce 2	450	*	Nasdaq	1/04	n/a	-1600	-14100	-2700	7725	0	4300	3000	-4775	-3975	11150	0
	Bounce 2	450	*	S&P	1/04	n/a	6625	-3975	9850	12200	0	9950	1975	-10850	-3650	9675	5350
	Bounce 2	450	*	Russell 2K	1/04	n/a	16925	9050	25025	25275	0	11000	5850	0	2475	2475	5300
	Bounce 2	450	*	D. Jones	1/04	n/a	80	-1825	2170	3615	-720	3210	1125	-5000	-1015	3180	4050
124	The Big Blue	242	*	S&P	8/96	8275	300	-10125	-3075	14625	-1400	-2400	4975	1850	-6650	-9550	7400
125	GK Universal Trader II	551		Euro C	3/06	n/a	n/a	n/a	-6850	14388	0	0	0	0	0	0	0
	GK Universal Trader II	551		Bonds	3/06	n/a	n/a	n/a	-3606	-10681	0	0	0	5519	0	0	0
	GK Universal Trader II	551		Nikkei	3/06	n/a	n/a	n/a	0	0	0	0	0	10575	0	0	0
	GK Universal Trader II	551		Unleaded	3/06	n/a	n/a	n/a	0	0	0	0	0	0	0	0	24755
	GK Universal Trader II	551		Rough Rice	3/06	n/a	n/a	n/a	-4630	-1535	0	-1925	2315	0	0	0	0
	GK Universal Trader II	551		Gold	3/06	n/a	n/a	n/a	0	10025	7175	3125	-275	0	0	0	0
	GK Universal Trader II	551		Live Hogs	3/06	n/a	n/a	n/a	-4015	-3117	4885	0	0	0	0	0	0
	GK Universal Trader II	551		Cotton	3/06	n/a	n/a	n/a	0	7180	0	0	0	0	0	8845	0
126	R-Breaker	187	*	S&P	7/93	34050	-13200	-20475	-7100	42425	13250	-4700	16100	-3575	-1675	-7300	9975
127	Kylie	193		Bonds	6/93	-7330	3670	-2470	-3370	3890	-260	3140	-750	-1630	0	0	-110
	Kylie	193		B Pound	6/93	-5494	-4194	-1971	4975	375	0	375	0	0	688	0	-2088
	Kylie	193		Jap Yen	6/93	-3927	-1713	4488	-1613	1437	-413	0	1163	3088	1725	5825	0
	Kylie	193		Coffee	6/93	3356	3225	11627	4949	-2718	3319	-1125	0	0	0	3638	-263
	Kylie	193		Soybeans	6/93	4625	8750	1870	750	-720	225	0	4425	-1560	2360	10225	-3690
	Kylie	193		Copper	6/93	-1124	-512	-3525	-1025	-3300	0	0	0	0	10200	-3488	-2938
	Kylie	193		Crude	6/93	6040	10030	2760	5440	4620	630	0	2210	700	0	-800	5160
128	Scout	105		Bonds	12/89	21680	-4850	2940	4490	11580	-1050	4960	-610	670	-2090	0	-880
	Scout	105		Jap Yen	12/89	-5002	12313	3374	-13327	536	-113	3525	875	0	5038	0	3525
	Scout	105		Copper	12/89	-2715	4849	-5063	-1412	34939	4175	10750	1288	-5900	15100	-4025	-3375
	Scout	105		Crude	12/89	1150	2800	-28200	2990	14930	22000	-3920	-5630	-2760	9780	550	310
	Scout	105		Coffee	12/89	-11608	12413	-17193	-15226	12057	4500	4069	-450	-2100	6150	-3600	5400
129	Four Ducks	611		Lumber	2/08	n/a	n/a	n/a	n/a	n/a	n/a	n/a	n/a	n/a	-1734	2468	358
	Four Ducks	611		Unleaded	2/08	n/a	n/a	n/a	n/a	n/a	n/a	n/a	n/a	n/a	0	-4073	6141
	Four Ducks	611		Live Hogs	2/08	n/a	n/a	n/a	n/a	n/a	n/a	n/a	n/a	n/a	1395	820	1570
	Four Ducks	611		Soybeans	2/08	n/a	n/a	n/a	n/a	n/a	n/a	n/a	n/a	n/a	3500	250	850
	Four Ducks	611		Crude	2/08	n/a	n/a	n/a	n/a	n/a	n/a	n/a	n/a	n/a	0	15125	0
130	Auto NRanger Sh Term	641		Mini S&P	4/08	n/a	n/a	n/a	n/a	n/a	n/a	n/a	n/a	n/a	n/a	n/a	863
131	RC Constant	644	*	Mini S&P	6/08	n/a	n/a	n/a	n/a	n/a	n/a	n/a	n/a	n/a	n/a	n/a	n/a
	RC Constant	644	*	S&P	6/08	n/a	n/a	n/a	n/a	n/a	n/a	n/a	n/a	n/a	n/a	n/a	n/a
132	JJ	334		Euro \$	1/01	-763	-1170	308	-1083	-918	390	0	-225	0	-438	375	-438
133	STO-X	347		B Pound	1/01	-3601	4162	-10832	-4696	-7914	0	475	-2013	0	2575	-1988	-8144
	STO-X	347		Coffee	1/01	-8457	-3131	2213	-5513	-6133	1500	0	-244	-1388	12169	-11644	-994
	STO-X	347		Cotton	1/01	-4025	5030	-3435	-90	-1320	0	-2265	-245	-315	3985	-3855	-135
	STO-X	347		Euro C	1/01	8387	3225	-2102	-9189	-6764	0	11913	-3325	0	3725	0	0
	STO-X	347		Jap Yen	1/01	-3626	-8813	14275	-9553	-5274	-4075	2763	-2500	0	5200	0	275
	STO-X	347		S Franc	1/01	-1800	-3476	-6888	-6975	-2827	0	6100	-2438	0	8350	0	0
	STO-X	347		Bonds	1/01	-9580	3300	-3870	5380	-3010	-1130	3140	-4590	0	-2690	210	-1610
134	Weaver MT	319		B Pound	7/00	6625	7963	8794	-8562	-12094	-3113	0	0	4513	-2688	-738	-3225
	Weaver MT	319		Jap Yen	7/00	-6739	-7077	-3500	-8939	-939	-2875	1263	-138	-1075	300	0	3763
	Weaver MT	319		S Franc	7/00	538	-826	2838	-6438	5663	1850	4175	-388	-1075	4513	0	675
	Weaver MT	319		Bonds	7/00	10410	9050	3330	11760	7840	0	5530	-4660	0	4780	0	-2920
135	RC Intermediate	610	*	Mini S&P	12/07	n/a	n/a	n/a	n/a	688	n/a	n/a	688	413	75	-2350	-925
	RC Intermediate	610	*	S&P	12/07	n/a	n/a	n/a	n/a	8550	n/a	n/a	8550	6275	2725	-12525	-1325
136	RC Proof+	631	*	Mini S&P	4/08	n/a	n/a	n/a	n/a	n/a	n/a	n/a	n/a	n/a	n/a	n/a	1950
	RC Proof+	631	*	S&P	4/08	n/a	n/a	n/a	n/a	n/a	n/a	n/a	n/a	n/a	n/a	n/a	10250
137	Turnkey	293		Jap Yen	6/98	1625	-1363	-2814	-1713	1276	-288	625	938	0	175	-825	-1025
	Turnkey	293		Bonds	6/98	-3410	1390	-1860	-1570	-1320	-400	-440	320	0	-1930	-330	2740
	Turnkey	293	*	S&P	6/98	450	-9650	4675	775	425	4350	-1125	2025	9150	-1675	-2850	6350
138	Sentive Yen System	248		Jap Yen	1/96	-4637	-10739	3061	-5989	-1325	-2100	1725	-1550	0	1113	0	3238
139	Dynamic MovAvgCross	303		Bonds	8/99	-3560	7750	-4430	7420	-6650	-4340	3450	0	-2490	-4590	-390	440
	Dynamic MovAvgCross	303		T Note	8/99	-5910	9090	-8400	1040	-1480	-3030	3140	0	0	5430	0	-2300
	Dynamic MovAvgCross	303		Jap Yen	8/99	-6863	-16140	-225	-10713	-11351	-2125	-2850	-3475	-7388	2550	0	150
	Dynamic MovAvgCross	303		S Franc	8/99	-1813	5749	-6188	1512	-4738	0	4363	-2263	-5838	4925	0	0
	Dynamic MovAvgCross	303		Cotton	8/99	-5335	-4590	1980	1265	-1525	0	2200	0	-2420	5775	0	-5180
	Dynamic MovAvgCross	303		Crude	8/99	2560	21610	830	-10040	6860	14900	0	-2970	-8560	-9060	0	12420
	Dynamic MovAvgCross	303		Nat Gas	8/99	-1630	10830	-32540	-41760	-10560	-3040	0	-18470	-4940	13250	0	13590
140	Longrifle	451		Mini S&P	1/04	n/a	-2500	-1763	-1775	-2925	725	-1150	-313	1525	-425	-1013	163
141	SledgeHammer	581		S&P	1/06	n/a	n/a	n/a	2350	23150	4625	14275	6425	-2675	-2775	1300	-1800
142	DynamicTrendTrading	467		Coffee	4/04	0	506	-4218	1069	-6076	-638	0	0	0	9113	-7031	0
	DynamicTrendTrading	467		Cotton	4/04	0	-355	-3240	-1545	-1135	-550	1900	0	-5200	3370	-2240	-1275

					All Statistics Based On Last 12 Months Performance											Combined				
					12 Mos		12 Mos		Max		Min.		%Chng		Comb-		Total	Total	%Chng	%Chng
May	Jun	Jul	Aug	Sep	Net	Max	Total	%	Avg.	Avg.	Con.	Req'd	Min.Req	Comb-	Total	Total	Min.Req	%Chng	%Chng	
2008	2008	2008	2008	2008	P/L	DD	Trds	Wins	Win	Loss	Loss	Cap. \$	Cap.	%Chng.	P/L	DD	Cap.Since	Release	Min.Req	Cap.Since
					(8)	(9)	(10)	(11)	(12)	(13)	(14)	(15)	(16)	(17)	(18)	(19)	(20)	(21)	(22)	(23)
-1660	1025	-1845	0	7815	2170	10090	20	40.0	2212	-1294	3	5400	40.2%	67.2%	5510	29120	4.6%	4.6%	4.6%	4.6%
-4830	-450	1480	1660	-290	-10080	18430	21	23.8	2320	-1355	9	5400	-186.7%	67.2%	-15410	26840	-13.0%	4.6%	4.6%	4.6%
1084	-3472	1788	-108	2208	-1616	7960	18	44.4	1245	-1156	4	2700	-59.9%	67.2%	-29924	37728	-50.4%	4.6%	4.6%	4.6%
650	-830	230	-1690	160	-3350	7880	106	50.0	418	-481	5	5400	-62.0%	67.0%	-36160	69480	-31.6%	7.2%	7.2%	7.2%
5075	-650	450	9900	20925	43175	17725	100	61.0	2314	-2512	4	54000	80.0%	67.0%	126938	85975	11.1%	7.2%	7.2%	7.2%
-1465	-1720	2530	-1735	2855	3290	5465	128	46.1	458	-344	8	5250	62.7%	62.7%	16315	5465	53.3%	53.3%	53.3%	53.3%
2285	-7485	1960	280	11250	17315	18250	85	69.4	1271	-2217	4	27750	62.4%	62.4%	17315	18250	62.4%	62.4%	62.4%	62.4%
-700	3025	-3075	150	6400	16775	12550	47	25.5	4088	-920	9	27000	62.1%	62.1%	38025	43475	12.2%	12.2%	12.2%	12.2%
2225	-300	-3725	0	0	7900	8750	25	52.0	1829	-1323	4	16500	47.9%	61.8%	-10075	20050	-12.6%	28.0%	28.0%	28.0%
0	-5050	3925	0	0	11325	16950	18	50.0	3992	-2734	6	27000	41.9%	61.8%	24100	16950	18.5%	28.0%	28.0%	28.0%
-3875	-4075	2825	0	0	21975	7950	13	69.2	4064	-3643	2	22500	97.7%	61.8%	81400	10225	74.9%	28.0%	28.0%	28.0%
0	285	-345	0	0	4770	6015	22	54.5	1187	-945	4	8408	56.7%	61.8%	5195	6015	12.8%	28.0%	28.0%	28.0%
1050	6725	-1800	-2200	18625	16625	21300	105	34.3	2472	-1050	10	27000	61.6%	61.6%	56663	50725	17.0%	17.0%	17.0%	17.0%
0	0	0	0	-3463	-3463	3463	1	0.0	0	-3463	1	6900	-50.2%	60.7%	4075	6850	22.9%	14.2%	14.2%	14.2%
0	0	0	0	-106	5412	106	2	50.0	5519	-107	1	5400	100.2%	60.7%	-8875	14288	-63.6%	14.2%	14.2%	14.2%
0	0	0	0	0	10575	0	1	100.0	10575	0	0	12000	88.1%	60.7%	10575	0	34.1%	14.2%	14.2%	14.2%
0	0	0	0	0	24755	0	1	100.0	24755	0	0	26250	94.3%	60.7%	24755	0	36.5%	14.2%	14.2%	14.2%
0	0	0	0	0	390	1925	2	50.0	2315	-1925	1	6900	5.7%	60.7%	-6165	8480	-34.6%	14.2%	14.2%	14.2%
0	0	0	0	-8555	1470	8830	4	50.0	5150	-4415	2	9750	15.1%	60.7%	1470	8830	5.8%	14.2%	14.2%	14.2%
0	0	0	0	-3935	950	3935	2	50.0	4885	-3935	1	2700	35.2%	60.7%	-11067	12017	-158.7%	14.2%	14.2%	14.2%
-9625	0	0	0	6360	5580	9625	3	66.7	7603	-9643	1	5400	103.3%	60.7%	12760	9625	91.5%	14.2%	14.2%	14.2%
-4150	-4275	4700	-625	-1675	16050	20350	174	33.9	2343	-1062	12	27000	59.4%	59.4%	255050	44950	60.9%	60.9%	60.9%	60.9%
-3190	-1050	2660	0	-790	-1980	6730	14	28.6	1520	-807	4	5400	-36.7%	58.5%	-8460	25150	-10.1%	0.9%	0.9%	0.9%
0	0	0	0	0	-1025	2088	3	66.7	532	-2092	1	4500	-22.8%	58.5%	-26556	31069	-37.9%	0.9%	0.9%	0.9%
0	-113	-1038	0	0	10238	1150	8	50.0	3160	-601	2	7500	136.5%	58.5%	-9100	27975	-7.8%	0.9%	0.9%	0.9%
-1200	-5081	0	844	-2981	-2850	8681	14	35.7	1969	-1410	4	9000	-31.7%	58.5%	1669	35531	1.2%	0.9%	0.9%	0.9%
0	-8735	5740	5015	1825	15830	12450	16	50.0	4141	-2162	4	10500	150.8%	58.5%	35505	12450	21.7%	0.9%	0.9%	0.9%
0	6338	-1638	1913	-1438	8950	7138	11	54.5	3394	-2277	2	17250	51.9%	58.5%	-18238	30575	-6.8%	0.9%	0.9%	0.9%
0	1170	13270	-7090	3470	18720	7090	13	61.5	4263	-3069	2	27750	67.5%	58.5%	36850	11270	8.5%	0.9%	0.9%	0.9%
-1400	-1400	540	1210	-290	-340	5990	19	42.1	1471	-1100	2	5400	-6.3%	57.8%	42680	27420	41.4%	17.8%	17.8%	17.8%
-375	1938	-1100	-313	3025	16025	3100	16	62.5	2253	-1084	1	7500	213.7%	57.8%	71300	24013	49.8%	17.8%	17.8%	17.8%
-8563	5988	-3763	5863	-9875	7663	19138	21	42.9	5051	-3156	6	17250	44.4%	57.8%	1888	40250	0.6%	17.8%	17.8%	17.8%
-7200	-7450	-3980	11760	-10030	3430	20300	23	43.5	6686	-4884	3	27750	12.4%	57.8%	-14690	39390	-2.8%	17.8%	17.8%	17.8%
-1069	3150	-2681	-4106	2625	11888	9581	23	39.1	4290	-1906	5	9000	132.1%	57.8%	125831	54581	73.3%	17.8%	17.8%	17.8%
-2603	926	499	-1591	349	-1328	3335	18	44.4	827	-793	3	3300	-40.2%	57.6%	-1328	3335	-40.2%	57.6%	57.6%	57.6%
0	0	11370	0	0	13438	4073	3	66.7	8755	-4085	1	26250	51.2%	57.6%	13438	4073	51.2%	57.6%	57.6%	57.6%
-1225	-110	25	2095	-1740	2830	2545	34	41.2	774	-401	5	2700	104.8%	57.6%	2830	2545	104.8%	57.6%	57.6%	57.6%
850	6875	-3600	-9100	-7025	-7400	21025	38	39.5	1945	-1592	8	10500	-70.5%	57.6%	-7400	21025	-70.5%	57.6%	57.6%	57.6%
23355	0	0	-5445	0	33035	5445	3	66.7	19240	-5470	1	27750	119.0%	57.6%	33035	5445	119.0%	57.6%	57.6%	57.6%
550	-988	4325	1713	-300	6163	2338	36	63.9	538	-478	4	10800	57.1%	57.1%	6163	2338	57.1%	57.1%	57.1%	57.1%
n/a	363	1225	988	-675	1900	1588	26	53.8	367	-269	4	5400	35.2%	55.4%	1900	1588	35.2%	55.4%	55.4%	55.4%
n/a	1875	11200	9250	-6275	16050	6275	28	60.7	1976	-1593	2	27000	59.4%	55.4%	16050	6275	59.4%	55.4%	55.4%	55.4%
1063	383	-550	0	643	1203	1125	10	50.0	686	-446	2	2250	53.4%	53.4%	2083	4205	11.8%	11.8%	11.8%	11.8%
-2050	-38	0	5450	1169	-4563	12881	13	30.8	2583	-1657	8	4500	-101.4%	53.3%	-31450	39288	-89.2%	-22.3%	-22.3%	-22.3%
0	1650	-4238	-525	5663	1950	15750	11	36.4	5466	-2850	3	9000	21.7%	53.3%	-23681	36094	-33.6%	-22.3%	-22.3%	-22.3%
0	-2485	-1455	0	6580	-190	7930	12	16.7	5738	-1169	5	5400	-3.5%	53.3%	5110	15420	12.1%	-22.3%	-22.3%	-22.3%
5100	-9663	-1463	10938	5288	22513	11125	11	45.5	7790	-2748	4	6900	326.3%	53.3%	9875	30013	18.3%	-22.3%	-22.3%	-22.3%
1450	0	0	4125	-2200	5038	4075	11	54.5	2444	-1921	2	7500	67.2%	53.3%	4100	23075	7.0%	-22.3%	-22.3%	-22.3%
-3838	-5650	-1188	6288	1275	8900	10675	11	45.5	4603	-2358	3	6000	148.3%	53.3%	-10338	32100	-22.0%	-22.3%	-22.3%	-22.3%
2440	-2300	-3310	2620	-2600	-9820	11850	15	40.0	1542	-2119	3	5400	-181.9%	53.3%	-31700	31720	-74.9%	-22.3%	-22.3%	-22.3%
-13	-2631	-1856	9900	2638	2788	11150	25	32.0	2459	-993	5	4500	62.0%	53.3%	-11063	31431	-29.5%	12.1%	12.1%	12.1%
2813	-3438	-1100	-1413	3025	1125	6888	22	36.4	2016	-1073	4	7500	15.0%	53.3%	-21950	38675	-35.1%	12.1%	12.1%	12.1%
400	-4538	-163	7213	-1563	11100	5913	20	45.0	2517	-1050	6	6000	185.0%	53.3%	9150	15700	18.3%	12.1%	12.1%	12.1%
2500	-1990	-1080	-2150	-2560	-2550	8200	16	31.3	2562	-1399	6	5400	-47.2%	53.3%	47380	8200	105.3%	12.1%	12.1%	12.1%
425	625	-1000	450	1050	-550	4163	133	68.4	184	-411	3	5400	-10.2%	52.2%	-550	4163	-10.2%	52.2%	52.2%	52.2%
500	5600	8625	2975	-3925	17475	17100	139	68.3	1073	-1915	3	27000	64.7%	52.2%	17475	17100	64.7%	52.2%	52.2%	52.2%
1388	-1463	3138	-325	-2713	1975	3038	64	39.1	506	-274	6	5400	36.6%	50.5%	1975	3038	36.6%	50.5%	50.5%	50.5%
8800	-5375	14975	400	-14675	14375	16350	66	57.6	1726	-1831	5	27000	53.2%	50.5%	14375	16350	53.2%	50.5%	50.5%	50.5%
1600	-825	2238	625	1225	4463	1850	26	65.4	564	-570	3	7500	59.5%	50.4%	1250	14088	1.6%	-1.4%	-1.4%	-1.4%
0	480	60	-370	-1800	-1670	2950	20	45.0	506	-566	5	5400	-30.9%	50.4%	-2100	10790	-3.7%	-1.4%	-1.4%	-1.4%
-400	3725	-1825	150	-550	17325	5225	41	22.0	3942	-570	9	27000	64.2%	50.4%	-4775	32050	-1.7%	-1.4%	-1.4%	-1.4%
-875	1213	-1188	1250	638	3463	2100	14	57.1	1208	-1031	2	7500	46.2%	46.2%	-8900	27250	-9.2%	-1.9%	-1.9%	-1.9%
1660	0	-3500	1200	-220	-8780	10320	15	33.3												

Rank by % Chng Col.17 (1)	System Name (2)	System		Commodity Tested (4)	Sys. Rel. Date (5)	Net \$Profit/Loss Per Year (6)					Oct 2007	Nov 2007	Dec 2007	Jan 2008	Feb 2008	Mar 2008	Apr 2008
		#	Day Trd.			2003	2004	2005	2006	2007							
		(3)	(4)														
	DynamicTrendTrading	467		Crude	4/04	0	-4590	-5010	10320	6700	7740	1170	-1420	-280	-150	-3540	4590
	DynamicTrendTrading	467		Euro C	4/04	0	2137	13100	-5151	8725	0	9975	0	0	3275	8575	-3000
	DynamicTrendTrading	467		Jap Yen	4/04	0	-1812	2688	-7038	-1925	0	925	0	-2088	138	2550	0
	DynamicTrendTrading	467		Lumber	4/04	0	2244	-4609	6446	1914	3344	0	2475	0	3982	0	3685
	DynamicTrendTrading	467		Nat Gas	4/04	0	-8830	4220	-12510	-1550	0	-1270	0	0	1860	320	3140
143	DynamicTrendTrading	467		Bonds	4/04	0	-4810	-3300	-340	1140	0	2890	-1660	-180	0	0	0
	Propero	640	*	Mini Russell	4/08	n/a	n/a	n/a	n/a	n/a	n/a	n/a	n/a	n/a	n/a	n/a	905
	Propero	640	*	Mini Midcap	4/08	n/a	n/a	n/a	n/a	n/a	n/a	n/a	n/a	n/a	n/a	n/a	1105
144	GearedUp	370		Euro \$	3/02	-8425	-6375	-8950	-5800	-7025	125	-300	-400	2125	-775	-1350	400
	GearedUp	370		Euro C	3/02	375	-19577	-17463	-7039	1852	-4700	800	2113	1350	10813	2213	1713
	GearedUp	370		Jap Yen	3/02	3488	14762	-14826	-4950	5351	-1575	3675	2575	5063	1975	-3938	7288
	GearedUp	370		S Franc	3/02	-12052	-27826	5350	-13389	1899	-675	6613	3313	1125	9313	-125	-2350
	GearedUp	370		Aussie \$	3/02	-180	-5640	-3270	-3020	9000	-3600	1880	-550	2120	-3320	-3340	-50
	GearedUp	370		B Pound	3/02	-6044	-15182	3270	3799	-6145	-1588	-613	-1194	2456	-2138	1338	1331
	GearedUp	370		S&P	3/02	26800	-12000	-62450	-31025	21875	450	-5575	6025	21650	-19775	-13475	-26700
145	GearedUp	370		T Note	3/02	-9200	10710	-5860	-4620	-4620	-350	-1620	-2140	3070	540	-3890	-1710
	1-2-3 System	106		Bonds	12/89	1530	2930	4430	5330	2360	300	5620	-6150	2550	-1110	30	-2070
	1-2-3 System	106		Euro \$	12/89	-1300	-1425	-250	-4225	-3550	-600	-175	-350	0	2750	-4750	0
	1-2-3 System	106		S Franc	12/89	3826	-8063	1337	-13202	-2638	1075	4125	475	0	6363	0	-5763
	1-2-3 System	106		Coffee	12/89	-4406	4314	5288	4574	6656	4763	806	-169	-2288	11213	-3281	-169
146	1-2-3 System	106		Sugar	12/89	-941	-3069	-414	4333	-1780	11	-1557	34	0	4827	-795	2643
	Super Turtle	561		Cotton	12/05	n/a	n/a	n/a	1645	-5775	0	-510	-300	0	0	0	-6175
	Super Turtle	561		Euro C	12/05	n/a	n/a	n/a	-10238	-5225	0	0	0	0	6863	0	0
	Super Turtle	561		Copper	12/05	n/a	n/a	n/a	27363	-2938	-3600	-3575	0	-9925	0	0	0
	Super Turtle	561		Jap Yen	12/05	n/a	n/a	n/a	-7625	8925	0	0	4013	0	-2175	0	0
	Super Turtle	561		Nat Gas	12/05	n/a	n/a	n/a	58855	-8100	6210	-5485	0	-4195	0	0	0
	Super Turtle	561		Sugar	12/05	n/a	n/a	n/a	1544	4441	0	0	-321	0	0	1134	0
	Super Turtle	561		T Note	12/05	n/a	n/a	n/a	2056	-850	-262	0	0	0	0	0	8175
147	RC Chance+	597	*	Mini S&P	8/07	n/a	n/a	n/a	n/a	4300	-863	2613	1150	713	1250	-400	-1763
	RC Chance+	597	*	S&P	8/07	n/a	n/a	n/a	n/a	4050	-4075	13250	1400	5825	3800	-2675	-6150
148	RC Chance	565	*	Mini S&P	10/06	n/a	n/a	n/a	-688	4513	-638	1563	1338	188	1888	-463	-1488
	RC Chance	565	*	S&P	10/06	n/a	n/a	n/a	-650	6600	-1600	6475	2525	3250	7075	-2850	-4425
149	Black Gold - Petrol	560		Crude	11/05	n/a	n/a	1675	5550	-4105	-2375	0	0	9295	0	10575	0
150	Pendulum	304		S&P	1/00	-8325	-3675	-5675	-15175	42075	-4500	15300	3600	-12100	-25	300	2425
151	Fusion	483		Bonds	12/04	n/a	-3294	1850	-1288	4806	3831	0	0	0	0	0	0
	Fusion	483		S Franc	12/04	n/a	0	6925	2725	-438	-588	4013	0	0	0	0	0
	Fusion	483		Jap Yen	12/04	n/a	0	2438	-4875	3888	0	0	0	0	0	0	0
	Fusion	483		Crude	12/04	n/a	0	0	0	0	0	0	0	0	0	0	0
	Fusion	483		\$ Index	12/04	n/a	0	150	2460	3965	0	3605	0	0	0	0	1250
	Fusion	483		Euro C	12/04	n/a	0	0	-950	10438	0	10388	0	0	0	0	0
	Fusion	483		B Pound	12/04	n/a	0	1450	4363	4213	0	0	-225	0	-813	0	-544
	Fusion	483		T Note	12/04	n/a	0	-3313	-1633	5919	0	0	2691	0	1394	0	0
152	RC Shine	576	*	Mini S&P	2/07	n/a	n/a	n/a	n/a	-2913	-2225	788	-300	-688	-1563	13	2063
	RC Shine	576	*	S&P	2/07	n/a	n/a	n/a	n/a	6050	-9350	4025	750	-2450	-7575	2825	11025
153	Axiom Index	469		Mini S&P	10/07	n/a	n/a	n/a	n/a	4925	175	2238	2513	350	-3638	1175	2688
154	DCB Natural Gas	545		Nat Gas	12/05	n/a	n/a	0	6785	-3450	2335	0	0	1015	2985	0	0
155	Pegasus	440		Euro C	9/03	0	10063	10375	-10175	3113	0	9888	-3225	0	3925	0	0
	Pegasus	440		Jap Yen	9/03	7025	-7725	8575	-2450	-1113	0	-1413	-1913	0	0	0	0
	Pegasus	440		T Note	9/03	-2840	720	-60	650	2890	-580	3430	-740	0	0	0	-1100
	Pegasus	440		Crude	9/03	-1300	3430	0	12740	0	0	0	0	0	0	0	0
	Pegasus	440		Heat Oil	9/03	-10345	1339	0	14494	0	0	0	0	0	0	0	0
	Pegasus	440		Cotton	9/03	6495	-715	-3990	1835	1370	-150	875	-1570	-2300	0	0	0
	Pegasus	440		Corn	9/03	-3100	5076	-2651	2599	-2262	0	-350	0	0	4975	0	1188
	Pegasus	440		Coffee	9/03	-4125	1687	-900	3113	-4126	-863	0	0	-713	9675	-7031	0
156	Catscan II	226		Jap Yen	8/95	-6362	-10739	5588	2950	1126	-950	-2663	-3475	-5150	3588	0	-463
	Catscan II	226		Coffee	8/95	-1650	7725	6300	-1930	-1407	-1538	-356	-3188	-5325	10388	-2869	-3544
	Catscan II	226		Euro C	12/98	4512	8387	2199	1349	-14015	0	8925	-7163	-1250	-4025	0	0
	Catscan II	226		Crude	8/95	13680	370	4930	-1870	-14240	14150	-3920	-6210	-5400	1460	0	12420
	Catscan II	226		S Franc	8/95	1312	10838	-8702	9613	-4801	0	6100	-513	-2800	5013	0	2288
	Catscan II	226		T Note	8/95	-870	8700	-2230	-11460	9950	390	1280	0	0	5420	-1370	-2300
157	Catscan II	226		Bonds	8/95	9350	5760	-20630	8380	-1670	-250	5810	-3650	0	-7750	-1040	-2340
	Arcs	279		Jap Yen	3/98	-6176	-5176	5462	-7051	-4749	-3363	2513	-2725	0	5288	0	-463
	Arcs	279		Aussie \$	3/98	18120	-5390	-2280	-2720	9190	0	5260	0	-1880	3810	-2880	0
	Arcs	279		Corn	3/98	-3713	4576	-1364	1563	-7913	-1575	600	0	0	7150	0	2113
	Arcs	279		Cotton	3/98	-5160	11200	110	2680	-8615	0	-925	0	-2575	5850	0	-8930
	Arcs	279		Nat Gas	3/98	30490	-3240	-4000	0	-9670	-9560	-6110	-1310	-5380	8190	0	13580
	Arcs	279		Unleaded	3/98	-12940	18536	0	0	11483	0	5662	-1861	0	0	3658	-2936
	Arcs	279	*	S&P	3/98	-59350	-27850	6975	-63500	-46775	-18525	-6350	-2700	-3925	-500	7300	-3725
158	LPR Quantitative A2	645	*	Mini S&P	5/08	n/a	n/a	n/a	n/a	n/a	n/a	n/a	n/a	n/a	n/a	n/a	n/a
159	The Mystery System	196		B Pound	11/93	6975	1892	-8970	-2870	-8096	-1750	-913	-88	-5200	-3663	0	-4263
	The Mystery System	196		Euro C	12/98	23363	8199	10624	-7663	2413	1300	4113	2125	-3150	-825	0	6225
	The Mystery System	196		Jap Yen	11/93	-12801	-16264	10750	-11178	-5951	-1938	-2663	-3438	-6988	2913	0	-1050
	The Mystery System	196		S Franc	11/93	2312	9251	887	538	-4715	0	4125	-2113	-5600	5013	0	1938

					All Statistics Based On Last 12 Months Performance											Combined		
May 2008	Jun 2008	Jul 2008	Aug 2008	Sep 2008	12 Mos Net P/L (8)	12 Mos Max DD (9)	12 Mos Total Trds (10)	% Wins (11)	Avg. Win (12)	Avg. Loss (13)	Max Con. Loss (14)	Min. Req'd Cap. \$ (15)	%Chng Min. Req Cap. (16)	Comb-ined %Chng. (17)	Total Net P/L (18)	Total Max DD (19)	%Chng Min. Req Cap. Since Release (20)	%Chng Min. Req Cap. Since Release (22)
8750	-3970	-4110	-2130	-50	6600	14280	29	44.8	2501	-1618	5	27750	23.8%	43.1%	6530	14280	5.1%	-0.7%
0	0	-1175	5200	5288	28138	4175	9	55.6	6853	-1540	3	6900	407.8%	43.1%	36975	8288	116.9%	-0.7%
0	0	0	188	-1188	525	2088	8	62.5	760	-1092	2	7500	7.0%	43.1%	-8488	11050	-24.7%	-0.7%
0	-187	0	616	3982	17897	187	7	85.7	3014	-184	1	3300	542.3%	43.1%	18073	8822	119.5%	-0.7%
-2550	11150	-7270	-12030	-3780	-10430	23080	15	26.7	4463	-2574	7	24750	-42.1%	43.1%	-27830	44670	-24.5%	-0.7%
-140	-1830	0	600	1400	1080	3810	9	44.4	1415	-914	3	5400	20.0%	43.1%	-7460	9460	-30.7%	-0.7%
0	295	-430	-440	1585	1915	1545	19	57.9	481	-422	2	5250	36.5%	42.6%	1915	1545	36.5%	42.6%
0	835	250	-100	280	2370	1150	20	60.0	505	-461	2	4800	49.4%	42.6%	2370	1150	49.4%	42.6%
1225	325	-500	-625	-1125	-875	3000	63	30.2	450	-215	8	2250	-38.9%	42.3%	-38675	39575	-257.8%	-29.3%
-1050	3050	8525	4375	4413	33613	5488	42	61.9	2265	-1579	3	6900	487.1%	42.3%	-7388	54463	-16.1%	-29.3%
-1150	3400	6700	-250	6150	29913	5300	44	61.4	1875	-1221	3	7500	398.8%	42.3%	34875	26563	69.8%	-29.3%
-4375	-675	800	10000	5725	28688	10238	44	59.1	1926	-1189	7	6000	478.1%	42.3%	-35650	65925	-89.1%	-29.3%
1110	1230	1380	7950	-2860	1950	8300	43	39.5	1754	-1070	4	4800	40.6%	42.3%	-8890	25040	-27.8%	-29.3%
2381	0	2138	2863	11456	18431	4081	36	58.3	1615	-1030	4	4500	409.6%	42.3%	7344	32475	24.5%	-29.3%
-9050	-5550	13725	7350	-30850	-61775	95500	70	45.7	5627	-6361	3	54000	-114.4%	42.3%	-105500	161525	-29.3%	-29.3%
-2750	-4190	680	-2450	3040	-11770	16400	82	36.6	709	-636	8	4200	-280.2%	42.3%	-21980	28240	-78.5%	-29.3%
-5500	-50	240	670	60	-5410	14070	30	33.3	1537	-1038	7	5400	-100.2%	42.3%	35590	22140	34.5%	19.5%
-850	250	-375	75	500	-3525	6475	24	25.0	838	-475	6	2250	-156.7%	42.3%	-7725	15250	-18.0%	19.5%
463	-9388	1488	7400	-925	5313	17863	25	44.0	2795	-1817	7	6000	88.6%	42.3%	-31525	65025	-27.5%	19.5%
338	-769	-2363	-3900	2850	7031	12713	39	30.8	3123	-1129	7	9000	78.1%	42.3%	102581	37181	59.7%	19.5%
0	3147	-325	-1378	571	7179	1926	21	42.9	1383	-440	5	2400	299.1%	42.3%	-5690	21235	-12.4%	19.5%
0	-1020	-2550	0	7115	-3440	10555	8	25.0	3718	-1813	5	5400	-63.7%	41.8%	-6760	15550	-42.9%	49.8%
3750	-3275	-3163	0	14863	19037	8275	6	50.0	9104	-2758	3	6900	275.9%	41.8%	3575	15600	18.3%	49.8%
1875	-3525	0	0	13813	-4937	18750	8	25.0	10988	-4486	4	17250	-28.6%	41.8%	26663	40263	54.6%	49.8%
0	-2837	-1875	0	-6050	-8924	12837	7	14.3	4012	-2157	6	7500	-119.0%	41.8%	-11637	12838	-54.8%	49.8%
0	0	8640	0	18065	23235	20600	9	44.4	11755	-4744	4	24750	93.9%	41.8%	73265	20600	104.5%	49.8%
0	0	-366	-1430	115	-868	1796	5	40.0	625	-706	2	2400	-36.2%	41.8%	5439	2029	80.0%	49.8%
0	-1571	-1543	0	-309	4488	3896	6	33.3	4323	-1037	3	4200	106.9%	41.8%	5956	3896	50.1%	49.8%
238	163	313	-663	-725	2025	3188	106	33.0	457	-197	9	5400	37.5%	40.0%	3425	3188	54.4%	20.8%
1200	875	2025	1475	-6000	10950	11325	103	58.3	1349	-1631	5	27000	40.6%	40.0%	4425	11325	14.0%	20.8%
238	413	1425	-1188	-1575	1700	3413	144	33.3	452	-208	9	5400	31.5%	38.9%	3263	3413	30.2%	19.6%
1200	2200	7800	-600	-10150	10900	14675	141	58.9	1352	-1749	4	27000	40.4%	38.9%	9450	27850	17.5%	19.6%
0	0	0	-7025	0	10470	7025	4	50.0	9935	-4700	1	27750	37.7%	37.7%	15965	12105	19.7%	19.7%
6000	-4425	5975	6100	1375	20025	21625	50	52.0	3858	-3345	5	54000	37.1%	37.1%	49475	65125	10.3%	10.3%
0	0	0	0	0	3831	0	1	100.0	3831	0	0	5400	70.9%	35.6%	2075	4469	9.8%	15.4%
0	0	0	0	0	3425	588	2	50.0	4013	-588	1	6000	57.1%	35.6%	9213	6450	39.2%	15.4%
0	0	0	0	-1725	-1725	1725	1	0.0	0	-1725	1	7500	-23.0%	35.6%	-275	5725	-0.9%	15.4%
0	0	0	0	0	0	0	0	0.0	0	0	0	27750	0.0%	35.6%	0	0	0.0%	15.4%
0	-1700	-985	0	4120	6290	2685	5	60.0	2992	-1343	2	2400	262.1%	35.6%	9260	4805	98.5%	15.4%
0	0	0	0	0	10388	0	1	100.0	10388	0	0	6900	150.5%	35.6%	9488	950	35.1%	15.4%
0	0	0	-1431	3900	888	3013	5	20.0	3900	-753	4	4500	19.7%	35.6%	11138	3013	63.2%	15.4%
0	0	-4322	0	128	-109	4322	5	60.0	1404	-2161	2	4200	-2.6%	35.6%	-1827	4973	-11.1%	15.4%
-38	-938	2825	925	-1425	-563	4713	126	29.4	399	-172	13	5400	-10.4%	35.5%	-1738	6813	-19.3%	38.8%
875	-4350	14725	6000	-4450	12050	16175	128	60.9	1083	-1446	6	27000	44.6%	35.5%	22675	24325	50.4%	38.8%
1400	-1125	350	-2000	-363	3763	3638	60	61.7	519	-672	4	10800	34.8%	34.8%	3763	3638	34.8%	34.8%
0	0	0	1570	0	7905	0	5	100.0	1581	0	0	24750	31.9%	31.9%	8905	5785	12.7%	12.7%
3775	0	-2138	9800	-1788	20238	3225	7	57.1	6847	-2374	1	6900	293.3%	31.6%	26950	16325	75.6%	13.4%
0	0	0	0	900	-2425	3325	4	25.0	2225	-1550	2	7500	-32.3%	31.6%	5213	10038	13.5%	13.4%
630	0	-1910	880	-590	20	3120	8	37.5	1647	-984	2	4200	0.5%	31.6%	-730	3540	-3.4%	13.4%
0	0	0	0	0	0	0	0	0.0	0	0	0	27750	0.0%	31.6%	14870	3250	10.4%	13.4%
0	0	0	0	0	0	0	0	0.0	0	0	0	30750	0.0%	31.6%	5489	11852	3.5%	13.4%
0	-2205	0	0	7675	2325	6075	7	28.6	4275	-1247	4	5400	43.1%	31.6%	8165	8905	29.3%	13.4%
-438	5650	-4288	0	0	6738	4288	6	50.0	3938	-1692	1	4500	149.7%	31.6%	6750	5188	29.0%	13.4%
0	0	0	0	2381	3450	7031	5	40.0	6028	-2869	2	9000	38.3%	31.6%	-38	7219	-0.1%	13.4%
2388	0	-1738	663	-5975	-13775	13775	16	25.0	1969	-1804	4	7500	-183.7%	31.5%	14500	32163	14.5%	19.5%
-1931	-2194	-1294	-1856	-5813	-19519	19688	21	23.8	3165	-2208	6	9000	-216.9%	31.5%	47438	49031	39.5%	19.5%
0	-2900	0	5888	5288	4763	19163	14	42.9	5250	-3349	5	6900	69.0%	31.5%	43338	29900	62.8%	19.5%
0	27060	-10170	12260	15980	57630	17080	17	52.9	9526	-3502	4	27750	207.7%	31.5%	58200	30290	15.7%	19.5%
738	-4438	-3538	6025	-4750	4125	7975	14	42.9	3402	-2040	2	6000	68.8%	31.5%	3138	17438	3.9%	19.5%
1950	0	-2100	-540	-980	1750	5340	15	40.0	1927	-1090	3	4200	41.7%	31.5%	24670	15960	44.1%	19.5%
800	0	-3320	-1960	-220	-13920	19480	13	15.4	3305	-1867	5	5400	-257.8%	31.5%	-17660	31880	-24.5%	19.5%
0	0	0	50	-150	1150	3575	10	40.0	2350	-1375	2	7500	15.3%	30.8%	9238	25650	11.5%	8.0%
2890	0	0	-750	20	6470	2880	8	62.5	2622	-2213	1	4800	134.8%	30.8%	340	21590	0.7%	8.0%
0	5550	-7175	1113	4800	12575	7175	8	75.0	3554	-4375	1	4500	279.4%	30.8%	-2613	16763	-5.4%	8.0%
0	365	-3735	0	4800	-5150	12300	11	54.5	2006	-3432	2	5400	-95.4%	30.8%	6160	17640	10.6%	8.0%
0	23010	-7390	0	0	15030	22360	10	30.0	14927	-4250	6	24750	60.7%	30.8%	107220	27600	40.3%	8.0%
0	0	0	0	0	4523	2936	6	33.3	4660	-1196	2	26250	17.2%	30.8%	34940	17556	12.4%	8.0%
-1150	10350	-11800	8475	18850	-3700	48500	439	39.9	2497	-1610	10	27000	-13.7%	30.8%	-69650	265500	-24.0%	8.0%
713	1463	-1138	250	350	1638	1900	62	62.9	229	-317	3	5400	30.3%	30.3%	1638	1900	30.3%	30.3%
-1450	-3313	863	9888	1344	-8544	20650	27	33.3	1762	-1354	6	4500	-189.9%	30.1%	-41944	54038	-61.5%	31.9%
1175	-10950	363	12088	4963	17425	10950	21	52.4	3784	-2422	4	6900	252.5%	30.1%	42450	26475	61.5%	31.9%
1250	0	0	4125	-2075	-9863	15025	11	45.5	2008	-3322	2	7500	-131.5%	30.1%	37650	54088	33.1%	31.9%
1938</																		

Rank by % Chng Col.17 (1)	System Name (2)	System		Commodity Tested (4)	Sys. Rel. Date (5)	Net \$Profit/Loss Per Year ----- (6)					Oct 2007	Nov 2007	Dec 2007	Jan 2008	Feb 2008	Mar 2008	Apr 2008
		#	Day Trd.			2003	2004	2005	2006	2007							
160	The Mystery System	196		Coffee	11/93	2568	5906	8307	-14831	-3132	-938	1856	19	-2006	6225	-2888	9188
	Tzar	426		S&P	3/03	22425	4400	-1250	63300	93475	7950	26800	16875	9850	16925	12300	13775
	Tzar	426		Nasdaq	3/03	45550	34800	-8350	21625	-32075	0	-7800	7625	4250	14550	-2750	-3900
	Tzar	426		Russell 2K	3/03	30150	40700	23675	11125	120000	-41825	-10450	37650	18975	-5600	-26850	-14700
	Tzar	426		D. Jones	3/03	10420	-12330	2510	-11990	10940	-2850	7620	1460	700	4050	850	4300
161	GK Meat Trader I	488		Feeder Cattle	11/04	n/a	-1700	830	-8915	-7015	0	0	0	-7725	0	0	0
	GK Meat Trader I	488		Live Cattle	11/04	n/a	0	0	525	0	0	0	0	0	-5727	0	0
	GK Meat Trader I	488		Live Hogs	11/04	n/a	0	-2427	-4535	-2593	0	5537	-1155	0	-3210	0	-435
	GK Meat Trader I	488		Pork Bellies	11/04	n/a	0	57	-855	-1863	-1863	0	0	0	0	6185	0
162	Market Rider	383		B Pound	4/02	769	13013	-14063	425	-5456	0	2563	-644	0	3288	-1394	-1394
	Market Rider	383		Jap Yen	4/02	1200	-17688	6200	-15638	-9575	-2338	-2813	-3075	-5350	4188	0	-763
	Market Rider	383		S Franc	4/02	10213	-13213	-7738	-4413	-5900	0	6100	-1100	-3675	5925	0	0
	Market Rider	383		Euro C	4/02	18138	16700	-13025	-1763	-7000	0	9125	0	-463	163	0	0
	Market Rider	383		\$ Index	4/02	11213	9925	-5813	1138	-3900	0	4088	-2050	-1575	3413	0	0
163	Andromeda-2	441		Euro C	10/03	9963	5637	12875	-12239	7224	0	11075	0	0	0	0	0
	Andromeda-2	441		Jap Yen	10/03	0	-3801	8249	-6688	-2451	0	3200	-2500	0	0	0	0
	Andromeda-2	441		T Note	10/03	0	2300	-2900	1610	2450	0	4810	-1460	0	0	0	0
	Andromeda-2	441		Crude	10/03	-1210	2760	-3720	5950	-1410	0	0	0	0	0	0	0
	Andromeda-2	441		Heat Oil	10/03	-6195	2007	0	0	0	0	0	0	0	0	0	0
	Andromeda-2	441		Cotton	10/03	0	-2650	-3690	2365	-2485	0	950	-1570	-2050	1875	-1495	0
	Andromeda-2	441		Corn	10/03	-2213	5839	-2614	949	-1712	0	-225	0	0	7150	-2500	0
	Andromeda-2	441		Coffee	10/03	-3525	-6994	10500	2962	-5476	356	0	0	0	10350	0	0
164	Watch and Wait	126		Bonds	5/91	4500	-7370	2370	-2050	2160	30	0	0	-4060	0	0	0
	Watch and Wait	126		Jap Yen	5/91	1276	413	-13038	502	602	0	0	100	0	0	0	0
	Watch and Wait	126		Gold	5/91	2050	1320	430	3090	1670	-220	680	0	1000	0	0	260
	Watch and Wait	126		Coffee	5/91	-204	2758	6771	2402	2909	488	38	338	619	244	0	225
	Watch and Wait	126		Pork Bellies	5/91	2524	1364	-2052	1084	868	0	56	0	0	-16	1464	0
165	RC Countertrend	642	*	Mini S&P	6/08	n/a	n/a	n/a	n/a	n/a	n/a	n/a	n/a	n/a	n/a	n/a	n/a
	RC Countertrend	642	*	S&P	6/08	n/a	n/a	n/a	n/a	n/a	n/a	n/a	n/a	n/a	n/a	n/a	n/a
166	Golden SX Const.	254		Jap Yen	7/96	-188	-525	3151	-3602	-1464	0	-2625	-1063	0	-1438	0	-463
	Golden SX Const.	254		Coffee	7/96	-10707	-1633	6245	-637	767	0	2625	0	0	13350	-12113	0
	Golden SX Const.	254		Cotton	7/96	-6045	430	-11135	-2920	-5390	-1575	-1575	0	-1655	1875	-3855	-1770
	Golden SX Const.	254		Crude	7/96	-2000	10840	710	2290	20580	17890	0	3760	-9010	-1530	-3270	3870
	Golden SX Const.	254		T Note	7/96	760	2700	-1810	-1020	-830	-690	2740	0	0	5430	0	-1110
	Golden SX Const.	254		Live Cattle	7/96	9616	-5872	756	3852	-4996	-1432	728	0	1880	0	2664	-2172
167	Basis II	270		S Franc	1/98	1737	15014	11213	-3450	-8938	0	2513	0	0	5550	0	2013
	Basis II	270		Jap Yen	1/98	-3339	-4401	14387	-5975	2187	0	1238	-2888	0	2938	0	1375
	Basis II	270		Bonds	1/98	-4590	4670	-2520	-1110	-1410	-3270	5020	-6230	0	0	0	0
	Basis II	270		T Note	1/98	410	4990	-5510	-2140	6280	-230	4210	0	0	5420	0	0
	Basis II	270		Cotton	1/98	3325	-14145	-590	-5620	-4315	0	1690	0	-6480	3825	0	-6585
	Basis II	270		Crude	1/98	-5470	2260	0	-1130	18500	21990	-3910	0	-3780	0	0	0
	Basis II	270		Nat Gas	1/98	0	0	0	0	0	0	0	0	0	0	0	0
168	DCB Coffee	543		Coffee	12/05	n/a	n/a	0	-4106	-1481	0	0	0	356	0	0	0
169	Keystone	538	*	Mini S&P	4/06	n/a	n/a	n/a	4213	7100	-2788	2050	2200	1000	300	-2500	1063
	Keystone	538	*	S&P	4/06	n/a	n/a	n/a	26175	27300	-12850	6150	7200	900	2275	-13125	3225
	Keystone	538	*	Mini Russell	4/06	n/a	n/a	n/a	13495	7430	-20	4060	-690	-3745	-1260	-1950	-2965
170	ATS-6400	362		T Note	1/01	-94	-416	-2985	6681	1219	-2884	1553	0	-2759	-1715	-278	0
171	DCB Lumber	544		Lumber	12/05	n/a	n/a	0	61	1092	0	0	189	0	0	310	312
172	Spartan	535		Mini S&P	2/06	n/a	n/a	n/a	3500	-1663	1975	163	0	0	0	0	0
173	LPR Quantitative L2	636	*	Mini S&P	3/08	n/a	n/a	n/a	n/a	n/a	n/a	n/a	n/a	n/a	n/a	-175	550
174	Andromeda	364		Euro C	12/01	20701	5637	12875	-10089	2361	0	11075	0	0	0	0	0
	Andromeda	364		Jap Yen	12/01	-2501	-2176	7149	-7813	-2451	0	3200	-2500	0	0	0	0
	Andromeda	364		T Note	12/01	-1680	220	-4460	1610	1600	0	4810	-1460	0	0	0	0
	Andromeda	364		Crude	12/01	-2320	2760	-3730	5950	-1850	0	0	0	0	0	0	0
	Andromeda	364		Heat Oil	12/01	-2398	2007	0	0	0	0	0	0	0	0	0	0
	Andromeda	364		Cotton	12/01	-5715	-2650	-4290	2365	-3765	0	950	-1570	-2050	1875	-4665	0
	Andromeda	364		Corn	12/01	-4852	5839	-2614	774	-1712	0	-225	0	0	7150	-2500	0
	Andromeda	364		Coffee	12/01	-8625	-7875	10500	2962	-8851	-3019	0	0	0	10350	0	0
175	T-Bonds Day_Trade	139	*	Bonds	1/84	10	-3410	-960	-2230	-3360	-90	-790	-830	1130	1700	-310	-1240
176	Zeeport	367	*	S&P	12/01	-8625	-9525	-17375	15600	27175	925	4600	2075	8875	-7600	-12600	-4825
177	Zeeport	367	*	Nasdaq	12/01	-23000	-32250	-25880	-17225	275	3825	1075	6300	-7375	1075	3125	-7125
	Trend Harmony	515		Cotton	12/05	n/a	n/a	80	-1250	-10285	0	-3075	0	0	-545	-4180	0
	Trend Harmony	515		Euro C	12/05	n/a	n/a	-3225	2125	813	0	0	-613	-3188	0	0	0
	Trend Harmony	515		Copper	12/05	n/a	n/a	0	10687	37725	0	-963	1863	0	0	0	0
	Trend Harmony	515		Jap Yen	12/05	n/a	n/a	-3088	-19988	8013	-1463	0	-1375	-3075	0	0	7863
	Trend Harmony	515		Nat Gas	12/05	n/a	n/a	-9245	10415	-4185	-3455	-3075	0	4045	0	0	0
	Trend Harmony	515		Sugar	12/05	n/a	n/a	0	5778	447	0	0	0	0	0	0	0
	Trend Harmony	515		T Note	12/05	n/a	n/a	0	47	-2307	-1635	0	2728	-1435	2596	-2638	0
178	Swing Index System	84		Coffee	1/87	-22166	-8405	-15174	-10388	-9848	-3926	-79	-120	-94	2708	10950	-5528
	Swing Index System	84		Copper	1/87	-1001	-11063	6938	2661	50238	-11000	5500	3188	-4675	13875	-6725	-10150
	Swing Index System	84		Jap Yen	1/87	-16289	-13364	-13250	-3200	-8562	2088	-625	-3350	-438	7275	4875	763
	Swing Index System	84		Nat Gas	1/87	52380	47920	51360	-10450	-18480	-4800	-12990	4870	-8700	16360	-8720	10580
	Swing Index System	84		Euro C	1/87	-1212	-7612	-4465	-7377	-5125	388	3275	-3113	-1513	3275	-538	1275

					All Statistics Based On Last 12 Months Performance														
May 2008	Jun 2008	Jul 2008	Aug 2008	Sep 2008	12 Mos		12 Mos		Max	Min.	%Chng	Comb-	Total	Total	%Chng	%Chng			
					Net	Max	Total	%	Avg.	Avg.	Con.	Req'd	Min.Req	Cap.	Min.Req	Cap.			
					P/L	DD	Trds	Wins	Win	Loss	Loss	Cap. \$	Cap.	%Chng.	P/L	DD	Cap.Since	Min.Req	Cap.Since
					(8)	(9)	(10)	(11)	(12)	(13)	(14)	(15)	(16)	(17)	(18)	(19)	(20)	(21)	(22)
-3619	675	-1313	1875	2963	12038	7406	21	38.1	4376	-1767	3	9000	133.8%	30.1%	81450	35869	59.7%	31.9%	
11975	-11725	9700	-9275	-12600	92550	23900	24	62.5	9990	-6367	3	54000	171.4%	29.3%	223275	46325	73.0%	55.7%	
9500	12700	0	2700	-250	36625	17000	20	65.0	7271	-8271	2	33000	111.0%	29.3%	98350	47975	52.6%	55.7%	
0	-13975	-41200	0	-3600	-101575	107725	24	45.8	11636	-17641	3	45000	-225.7%	29.3%	138700	107725	54.4%	55.7%	
-4850	2940	8180	-1540	-4910	15950	9010	23	52.2	3600	-2481	4	16815	94.9%	29.3%	9270	30680	9.7%	55.7%	
0	0	0	0	3585	-4140	7725	2	50.0	3585	-7725	1	3000	-138.0%	28.4%	-20940	24525	-174.5%	-59.2%	
0	0	0	0	3333	-2394	5727	2	50.0	3333	-5727	1	2400	-99.8%	28.4%	-1869	5727	-19.5%	-59.2%	
0	0	0	0	-442	295	5242	7	14.3	5537	-875	6	2700	10.9%	28.4%	-13642	13937	-126.3%	-59.2%	
0	0	0	0	5237	9559	1863	3	66.7	5711	-1871	1	3600	265.5%	28.4%	8761	9623	60.8%	-59.2%	
-438	-2338	0	-5163	6044	525	10725	11	27.3	3965	-1423	7	4500	11.7%	27.7%	-119	26531	-0.4%	-10.2%	
1538	0	0	4125	-5900	-10388	13575	11	36.4	2803	-3089	2	7500	-138.5%	27.7%	-35738	49038	-72.4%	-10.2%	
-2900	0	-2800	1175	1275	4000	9825	10	40.0	4650	-2433	4	6000	66.7%	27.7%	-20375	41638	-51.6%	-10.2%	
5325	0	-3263	-5113	5288	11063	12688	12	58.3	4436	-3991	3	6900	160.3%	27.7%	24200	30913	53.3%	-10.2%	
-313	0	-663	-2213	1688	2375	5506	10	50.0	2301	-1826	3	2400	99.0%	27.7%	13715	11713	86.8%	-10.2%	
0	0	0	0	0	11075	0	1	100.0	11075	0	0	6900	160.5%	27.7%	23463	16088	66.9%	4.8%	
0	0	0	0	2225	2925	2500	3	66.7	2713	-2506	1	7500	39.0%	27.7%	-2463	9838	-6.5%	4.8%	
-390	0	-2750	890	-740	360	4600	6	33.3	2850	-1333	3	4200	8.6%	27.7%	470	4600	2.2%	4.8%	
0	0	0	0	0	0	0	0	0.0	0	0	0	27750	0.0%	27.7%	2370	9650	1.7%	4.8%	
0	0	0	0	0	0	0	0	0.0	0	0	0	30750	0.0%	27.7%	-4187	6195	-2.7%	4.8%	
0	-300	0	0	0	-2590	3620	6	33.3	1413	-1353	2	5400	-48.0%	27.7%	-8430	9975	-30.7%	4.8%	
0	3613	-3513	575	0	5100	3513	6	50.0	3779	-2079	1	4500	113.3%	27.7%	5575	6688	24.4%	4.8%	
0	0	0	-2269	1238	9675	2269	4	75.0	3981	-2268	1	9000	107.5%	27.7%	6788	10519	14.8%	4.8%	
0	0	370	100	380	-3180	4760	10	90.0	176	-4764	1	5400	-58.9%	26.4%	5310	10320	5.6%	10.6%	
0	0	875	263	38	1275	0	4	100.0	319	0	0	7500	17.0%	26.4%	-10288	25350	-7.8%	10.6%	
220	0	40	1000	0	2980	220	8	87.5	457	-219	1	9750	30.6%	26.4%	8120	5560	4.7%	10.6%	
366	75	131	394	38	2944	0	15	100.0	196	0	0	9000	32.7%	26.4%	51281	7219	32.3%	10.6%	
0	176	3084	528	0	5292	16	7	85.7	865	-17	1	3600	147.0%	26.4%	11544	12024	18.2%	10.6%	
n/a	288	275	2113	-1475	1200	2650	59	37.3	557	-299	9	5400	22.2%	25.9%	1200	2650	22.2%	25.9%	
n/a	3825	9700	12500	-18825	7200	21025	60	50.0	2159	-1919	6	27000	26.7%	25.9%	7200	21025	26.7%	25.9%	
-2213	0	-1575	188	-3625	-12813	12813	11	18.2	163	-1460	4	7500	-170.8%	25.8%	21863	18800	23.5%	13.2%	
-1575	-2700	-525	-2138	-3169	-6244	22219	14	21.4	5325	-2017	11	9000	-69.4%	25.8%	3938	40669	3.5%	13.2%	
0	-1880	-1225	0	5980	-5680	11660	11	18.2	3928	-1505	6	5400	-105.2%	25.8%	-10495	42675	-15.7%	13.2%	
0	27960	-13230	-2520	5250	29170	18430	13	46.2	10243	-4625	3	27750	105.1%	25.8%	64760	18680	18.8%	13.2%	
2040	0	-2230	440	-1390	5230	3180	8	50.0	2663	-1356	1	4200	124.5%	25.8%	17980	10680	34.5%	13.2%	
1488	0	-1208	0	2888	4836	2172	9	66.7	1615	-1621	1	2400	201.5%	25.8%	-6016	17528	-20.2%	13.2%	
2013	-2888	-4063	6250	-3463	7925	6950	12	50.0	3302	-1981	3	6000	132.1%	25.4%	27100	14900	41.4%	15.1%	
3675	0	0	4125	-7413	3050	7413	9	55.6	2670	-2580	3	7500	40.7%	25.4%	31538	21463	38.5%	15.1%	
0	0	-2840	2410	-210	-5120	9070	8	25.0	3715	-2092	3	5400	-94.8%	25.4%	4760	17120	8.1%	15.1%	
-2440	0	-2180	2090	1680	8550	4620	9	66.7	2307	-1768	1	4200	203.6%	25.4%	13150	16510	28.7%	15.1%	
0	-1785	-2575	0	6580	-5330	13600	11	27.3	4803	-2470	4	5400	-98.7%	25.4%	-17775	38685	-30.2%	15.1%	
0	22230	-17400	0	-3320	15810	20720	6	33.3	22110	-7088	2	27750	57.0%	25.4%	28690	20720	9.5%	15.1%	
0	0	-4330	0	0	-4330	4330	1	0.0	0	-4330	1	24750	-17.5%	25.4%	45050	13540	16.8%	15.1%	
1181	0	-150	656	225	2269	1463	9	88.9	466	-1461	1	9000	25.2%	25.2%	-3319	6094	-13.0%	-13.0%	
-525	-2913	5075	-2025	4025	4963	5775	193	52.3	427	-414	7	5400	91.9%	23.9%	14813	5775	109.7%	95.0%	
-2900	-12950	21175	-8725	18175	8550	36725	194	51.0	2138	-2135	7	27000	31.7%	23.9%	61525	38525	91.1%	95.0%	
-2000	-1085	6010	-1735	875	-4505	17140	191	49.7	601	-641	6	5250	-85.8%	23.9%	13070	17140	99.6%	95.0%	
4284	-2043	0	5456	-650	963	6084	13	30.8	2984	-1221	5	4200	22.9%	22.9%	4040	14400	12.3%	12.3%	
-53	-53	0	0	0	705	106	6	66.7	203	-54	2	3300	21.4%	21.4%	1669	1745	17.9%	17.9%	
0	0	0	0	0	2138	0	2	100.0	1069	0	0	10800	19.8%	19.8%	1838	6275	6.4%	6.4%	
-25	-713	500	-25	950	1063	1550	44	65.9	215	-345	2	5400	19.7%	19.7%	1063	1550	19.7%	19.7%	
0	0	0	0	0	11075	0	1	100.0	11075	0	0	6900	160.5%	19.5%	35963	18800	75.4%	1.0%	
0	0	0	0	2225	2925	2500	3	66.7	2713	-2506	1	7500	39.0%	19.5%	-175	14125	-0.3%	1.0%	
-390	0	-2750	890	-950	150	4660	6	33.3	2850	-1385	3	4200	3.6%	19.5%	-740	9720	-2.5%	1.0%	
0	0	0	0	0	0	0	0	0.0	0	0	0	27750	0.0%	19.5%	2940	14780	1.5%	1.0%	
0	0	0	0	0	0	0	0	0.0	0	0	0	30750	0.0%	19.5%	-2407	13012	-1.1%	1.0%	
0	-2580	0	0	0	-8040	8990	6	33.3	1413	-2714	2	5400	-148.9%	19.5%	-27405	27405	-73.4%	1.0%	
0	3613	-5563	-988	4800	6288	6550	7	42.9	5188	-2325	2	4500	139.7%	19.5%	4825	6863	15.5%	1.0%	
0	0	0	-2269	1238	6300	3019	4	50.0	5794	-2644	1	9000	70.0%	19.5%	-6338	20363	-10.2%	1.0%	
810	560	-30	300	-720	490	2040	42	59.5	368	-512	2	2700	18.1%	18.1%	-33990	40840	-57.0%	-57.0%	
5575	3350	3975	10275	19150	33775	28125	147	38.1	2820	-1365	10	27000	125.1%	17.9%	77600	48900	41.6%	-13.8%	
-5775	-6700	-14800	-5950	6350	-25975	45925	125	44.8	1453	-1556	7	16500	-157.4%	17.9%	-119205	152805	-104.5%	-13.8%	
0	-870	-4005	2925	1730	-8020	12675	10	30.0	1712	-1879	6	5400	-148.5%	16.8%	-16400	21135	-104.1%	23.3%	
10675	-9225	-950	0	5488	2188	10175	9	22.2	10625	-2719	4	6900	31.7%	16.8%	2513	10175	12.5%	23.3%	
0	0	2200	0	6625	9725	3312	7	42.9	5763	-1897	2	17250	56.4%	16.8%	57237	17375	113.8%	23.3%	
0	0	2338	0	3800	8088	5913	8	50.0	4269	-2247	3	7500	107.8%	16.8%	-4138	23075	-18.9%	23.3%	
0	0	0	5515	3580	6610	6530	6	50.0	5572	-3369	6	24750	26.7%	16.8%	10125	32820	14.0%	23.3%	
-512	0	-1441	0	-2427	-4380	4380	3	0.0	1482	-1460	3	2400	-182.5%	16.8%	1845	6277	26.4%	23.3%	
-2840	-1200	0	0	1680	-2745	6678	10	30.0	2338	-1394	3	4200	-65.4%	16.8%	-6098	8332	-51.2%	23.3%	
349	1189	-7073	-6008	326	-7305	18113	92	41.3	1138	-936	9	9000	-81.2%	16.3%	-40924	115448	-20.7%	-12.3%	
-5788	513	-3588	-2163	-1000	-22013	34888	60	30.0	2664	-1666	15	17250	-127.6%	16.3%	5150	61775	1.4%	-12.3%	
-5288	3200	2513	-613	3000	13400	10988	94	51.1	1087	-844									

Rank by % Chng	System Name	System #	Commodity Day Trd.	Sys. Rel. Date	Net \$Profit/Loss Per Year					Oct 2007	Nov 2007	Dec 2007	Jan 2008	Feb 2008	Mar 2008	Apr 2008
					(6)											
					2003	2004	2005	2006	2007							
	Swing Index System	84	Euro \$	1/87	-10625	-7575	-8875	-4350	-8850	0	-200	-950	0	4050	-6075	-375
	Swing Index System	84	\$ Index	1/87	-8080	-3780	-8250	-6020	-2080	-200	2230	0	-1450	800	0	480
	Swing Index System	84	Cotton	1/87	-11870	-16285	-2035	255	-550	-3065	-1545	455	-6285	2155	-1755	-3875
	Swing Index System	84	Bonds	1/87	-3550	-13570	-5570	-4210	-5150	-320	2290	-3050	-760	2890	-6090	-3580
	Swing Index System	84	Live Hogs	1/87	-14208	3100	-12132	-11348	-5880	160	1920	-80	1232	-2280	-2652	-540
179	DCB Lean Hogs	542	Live Hogs	12/05	n/a	n/a	0	1255	245	145	65	185	630	210	0	-1765
180	DCB Wheat	540	Wheat	12/05	n/a	n/a	0	175	513	0	881	0	0	0	0	0
181	OCTANE92	559	Unleaded	11/05	n/a	n/a	353	5874	7921	-5111	0	0	0	0	0	27821
182	Aberration Plus	300	Jap Yen	3/99	-687	-4288	4311	-7163	-13226	-2563	-1200	-2500	0	2063	0	275
	Aberration Plus	300	S Franc	3/99	-2687	5187	-1187	-9952	-3976	0	3638	-2438	0	1813	0	0
	Aberration Plus	300	Coffee	3/99	-9544	-5400	11194	-2720	-7069	-2269	0	0	0	8400	-11644	0
	Aberration Plus	300	Bonds	3/99	-7950	-1630	-5050	3100	-2420	0	4810	-3300	0	0	0	-3540
	Aberration Plus	300	T Note	3/99	-9550	-2890	-8670	880	2350	0	4800	0	0	5430	0	-920
	Aberration Plus	300	Euro C	3/99	5662	5162	2762	-6026	-5113	0	8825	-3225	0	1738	0	0
	Aberration Plus	300	B Pound	3/99	-1114	6468	-4164	3907	-8126	0	-950	-2013	0	-375	-1988	0
183	HO - No2	607	Heat Oil	11/07	n/a	n/a	n/a	n/a	0	n/a	n/a	n/a	3936	0	0	11891
184	Universal	133	Bonds	10/91	-21350	10560	-8850	-570	1720	-2140	-410	1510	1690	-630	-7630	400
	Universal	133	Euro \$	10/91	450	250	-2325	-1125	-75	0	-25	0	-400	-450	-1975	0
	Universal	133	B Pound	10/91	-4532	8088	10657	13332	943	-1463	4213	2763	-1238	1025	-1713	-5250
	Universal	133	Jap Yen	10/91	10788	-6074	-13676	-10526	10563	3875	2725	75	5500	-3163	-3100	2413
	Universal	133	Coffee	10/91	9675	3676	768	-18770	-15673	-7144	-9131	-1706	-5081	3038	10350	-563
	Universal	133	Soybeans	10/91	890	9895	-200	-2925	15415	3760	-1795	4865	-10905	-1250	10175	2625
185	Strategic	335	S Franc	10/99	775	-4727	-6688	8488	-9489	0	850	0	-3788	1813	3163	0
186	Genesis B	332	Jap Yen	1/01	-7738	-10513	12463	-5350	713	-1675	0	300	0	725	0	1250
187	Spectrum	438	* S&P	8/03	1425	2475	-1175	5500	8125	-1050	3875	4875	1075	-5525	8675	-1975
	Spectrum	438	* Russell 2K	8/03	8475	650	-3475	-750	-10850	-350	2775	2550	10625	-11950	11550	-4400
	Spectrum	438	* SP Midcap	8/03	3400	3000	-6625	2500	-23375	-4600	-7950	-1925	-1775	-11075	-5875	-2100
	Spectrum	438	* Nasdaq	8/03	-1350	3550	-4550	400	-1300	-100	1825	600	-4050	-4100	6975	-2200
188	GK Universal Trader I	550	Jap Yen	3/06	n/a	n/a	n/a	-1025	500	0	0	-825	0	0	0	2963
	GK Universal Trader I	550	T Note	3/06	n/a	n/a	n/a	-1604	-1663	-1825	0	0	0	6347	0	-1700
	GK Universal Trader I	550	Nasdaq	3/06	n/a	n/a	n/a	-4100	-3375	0	-450	0	0	0	-6700	0
	GK Universal Trader I	550	Nat Gas	3/06	n/a	n/a	n/a	690	-3755	-7025	0	0	-10595	0	0	1555
	GK Universal Trader I	550	Soybeans	3/06	n/a	n/a	n/a	375	1813	0	0	0	12200	0	-3638	0
	GK Universal Trader I	550	Copper	3/06	n/a	n/a	n/a	31650	-15313	0	-10513	0	0	0	588	0
	GK Universal Trader I	550	Feeder Cattle	3/06	n/a	n/a	n/a	-1210	-6360	800	0	0	-1750	0	0	-25
	GK Universal Trader I	550	Coffee	3/06	n/a	n/a	n/a	56	-3131	-4313	0	0	0	0	1913	0
189	Auto ExtremeR	601	Mini Russell	8/07	n/a	n/a	n/a	n/a	-3015	-2130	2120	0	-1025	-760	1785	1475
	Auto ExtremeR	601	Mini Nasdaq	8/07	n/a	n/a	n/a	n/a	-1970	265	795	-1975	-1640	3825	1980	-1335
	Auto ExtremeR	601	Mini Nat Gas	8/07	n/a	n/a	n/a	n/a	-1400	-325	0	713	-863	0	-1738	0
190	Fujiko.N	524	* Mini S&P	12/05	n/a	n/a	-1250	-4325	675	1538	1100	1013	-763	-1938	513	-325
191	ETS - Interim	256	S&P	3/97	-39200	-3200	-69675	-48075	29496	1575	6250	9675	19325	-5650	-6575	11025
192	ZumaFria	558	O. Juice	11/05	n/a	n/a	1538	2640	3188	2498	0	0	120	0	-1133	0
193	Bond Blaster	397	Bonds	7/02	-340	-3820	-2230	-3570	-1800	1390	-300	-430	720	0	-570	-450
194	MesaMAX	412	* S&P	3/02	7575	-400	5350	1600	-2150	-3600	-7175	7950	-3775	4950	-7450	-6050
195	FGCM Emerald	404	* S&P	10/02	10950	-11275	-1450	-18000	-1425	2350	-3850	-1900	1900	-2750	-1475	-5250
196	Sidewinder	298	Bonds	1/99	-4460	1860	-10150	1330	-6680	770	0	1800	0	-2570	0	0
197	Trend One	299	Coffee	4/99	-9150	6057	-7238	11005	-6431	3600	1369	-1538	-3169	7331	-7031	-394
	Trend One	299	Jap Yen	4/99	1162	362	5125	-14902	463	-4413	2238	-3075	0	7638	0	-463
	Trend One	299	Bonds	4/99	9530	9260	7020	-380	670	-2260	5410	-6010	-3520	1710	0	-4980
	Trend One	299	Euro C	4/99	20963	6299	5550	1763	-3650	2675	3988	-1263	-1550	-10863	0	6825
	Trend One	299	S Franc	4/99	3063	8925	-17338	1638	-9752	0	5388	-1950	-2575	7875	0	0
198	DCB Nasdaq Swing	547	Nasdaq	12/05	n/a	n/a	285	-9270	-3640	-2995	3505	0	0	2660	-135	-6150
199	Cross Bow	331	S Franc	10/99	-3762	-3261	-201	4050	-5338	-475	0	0	-4538	6325	1575	0
200	Sierra Hotel	255	Jap Yen	1/97	-12963	-11625	6663	-6500	5075	0	-1163	-2838	-5975	-4100	0	1188
	Sierra Hotel	255	Euro C	1/99	30163	-1138	3400	-338	12800	0	11500	-588	-1900	-3338	0	5000
	Sierra Hotel	255	S Franc	1/97	10700	-16125	5913	-11938	6163	-188	4225	288	0	6375	0	2288
201	ATS-3200	361	Bonds	1/01	14831	7500	-456	5637	44	0	-3825	0	-4575	19	0	0
202	EVE T Bond	288	Bonds	3/98	6750	13840	1050	-990	2570	1490	3110	40	2470	-2120	1410	-1560
203	Grand Cayman System	177	Sugar	8/92	135	-223	1625	4323	-1870	0	0	-1870	0	3875	0	-4491
	Grand Cayman System	177	Cotton	8/92	-10955	11010	-3480	2840	-1510	0	125	0	-2720	5475	-5785	0
	Grand Cayman System	177	Live Cattle	8/92	4156	-7580	1888	-3752	-4328	-1404	492	0	1880	0	2664	0
	Grand Cayman System	177	Bonds	8/92	2850	3050	-2960	4720	-4770	0	5530	0	0	2100	0	0
	Grand Cayman System	177	Euro \$	8/92	-825	-850	-725	-575	-1775	-475	-150	-75	0	0	0	0
	Grand Cayman System	177	B Pound	8/92	-2513	-1795	-7144	-1469	-3119	0	2025	-2100	0	-75	0	0
	Grand Cayman System	177	Jap Yen	8/92	-6262	-14025	-4863	-2576	-1201	0	3200	-3375	-5288	5113	0	0
204	Dollar Trader for Curr.	236	Euro C	1/99	8700	4675	-4051	-5414	14863	5175	3863	-300	-12275	-3913	0	4788
	Dollar Trader for Curr.	236	Jap Yen	1/96	-5377	5401	7562	-4650	13850	-2263	1850	-213	-2900	813	0	863
205	GearedUpMk1	401	Euro \$	9/02	-3200	-3425	-3875	-4225	-3325	250	-175	100	950	-350	-3225	625
	GearedUpMk1	401	Euro C	9/02	3389	-19801	23	-9838	1037	-2088	3363	-2550	1563	5263	588	1838
	GearedUpMk1	401	Jap Yen	9/02	-6651	-1177	-8676	3225	-976	-88	3538	-2388	-2000	638	-713	875
	GearedUpMk1	401	S Franc	9/02	-7150	-11813	1201	-238	-1450	213	2050	175	2225	4600	3138	-125
	GearedUpMk1	401	Aussie \$	9/02	-4010	-9330	2190	-430	11380	-1140	-120	520	3350	130	-2550	640
	GearedUpMk1	401	B Pound	9/02	-4094	-9876	-1905	4951	-2864	-819	-1044	625	800	1300	-3663	-975

					All Statistics Based On Last 12 Months Performance											Combined		
May 2008	Jun 2008	Jul 2008	Aug 2008	Sep 2008	12 Mos Net P/L (8)	12 Mos Max DD (9)	12 Mos Total Trds (10)	% Wins (11)	Avg. Win (12)	Avg. Loss (13)	Max Con. Loss (14)	Min. Req'd Cap. \$ (15)	%Chng Min. Req Cap. (16)	Comb-ined %Chng. (17)	Total Net P/L (18)	Total Max DD (19)	%Chng Min. Req Cap. Since Release (20)	%Chng Min. Req Cap. Since Release (22)
500	-1150	-1225	175	-2300	-7550	11275	48	12.5	996	-322	16	2250	-335.6%	16.3%	-118125	120050	-238.6%	-12.3%
-2920	-3790	-440	4310	1310	330	8170	67	40.3	617	-408	6	2400	13.8%	16.3%	-71370	96580	-135.2%	-12.3%
-1510	-1365	-725	-805	6100	-12220	18320	64	34.4	825	-724	6	5400	-226.3%	16.3%	-53785	80040	-45.3%	-12.3%
1510	-520	-1920	-130	-2220	-11900	14320	65	33.8	845	-708	9	5400	-220.4%	16.3%	-79630	94610	-67.0%	-12.3%
300	-2372	436	-1240	912	-4204	9136	78	29.5	735	-384	7	2700	-155.7%	16.3%	-89384	93632	-150.5%	-12.3%
0	0	930	0	25	425	2475	13	92.3	242	-2476	1	2700	15.7%	15.7%	1530	2475	20.0%	20.0%
-38	0	0	0	0	844	38	2	50.0	881	-37	1	5400	15.6%	15.6%	650	1588	4.1%	4.1%
0	-7618	-8139	-3086	0	3867	18844	5	20.0	27821	-5989	3	26250	14.7%	14.7%	23126	19624	30.2%	30.2%
0	0	0	1150	-2888	-5663	6263	8	37.5	1163	-1830	3	7500	-75.5%	14.7%	-7075	24825	-9.7%	-10.9%
-913	0	0	2425	1275	5800	2438	6	66.7	2288	-1680	1	6000	96.7%	14.7%	-1438	19550	-2.5%	-10.9%
0	0	-6919	0	169	-12263	18563	5	40.0	4285	-6944	2	9000	-136.3%	14.7%	-44813	44981	-51.1%	-10.9%
-110	-2290	0	50	-210	-4590	9400	7	28.6	2430	-1892	4	5400	-85.0%	14.7%	-19440	23190	-36.9%	-10.9%
0	0	-3990	420	-940	4800	5430	6	50.0	3550	-1950	2	4200	114.3%	14.7%	-7500	22680	-18.3%	-10.9%
2213	0	0	4338	5288	19175	3225	6	83.3	4480	-3210	1	6900	277.9%	14.7%	33763	16738	50.2%	-10.9%
0	0	0	3275	1169	-881	8169	7	28.6	3644	-1636	5	4500	-19.6%	14.7%	194	16825	0.4%	-10.9%
0	0	-11663	0	0	4164	11663	3	66.7	7913	-11682	1	30750	13.5%	13.5%	4164	11663	13.5%	13.5%
1450	-2170	-450	-1010	2290	-7100	11340	81	39.5	932	-753	8	5400	-131.5%	13.0%	17080	42190	18.3%	26.0%
1100	-475	0	825	675	-725	4150	17	35.3	792	-498	7	2250	-32.2%	13.0%	-6200	18525	-16.0%	26.0%
225	0	1250	4913	10294	15019	9300	48	54.2	1442	-1023	7	4500	333.8%	13.0%	32406	51600	41.7%	26.0%
738	2900	2863	688	-3525	11988	10413	46	52.2	1664	-1272	7	7500	159.8%	13.0%	17800	46925	13.8%	26.0%
-2006	-2213	-5063	-6488	-375	-26381	27619	96	31.3	1378	-1028	10	9000	-293.1%	13.0%	68700	56700	44.3%	26.0%
-10900	-850	7630	11195	-2265	12285	15200	87	39.1	2377	-1294	9	10500	117.0%	13.0%	45695	28780	25.2%	26.0%
475	-3613	-2563	4438	0	775	6175	8	62.5	2148	-3322	2	6000	12.9%	12.9%	-11450	28975	-20.8%	-20.8%
0	0	0	0	363	963	1675	5	80.0	659	-1674	1	7500	12.8%	12.8%	2450	22125	4.2%	4.2%
0	-350	5800	0	5200	20600	11100	21	66.7	2857	-2777	2	27000	76.3%	12.5%	29250	18400	20.6%	-0.7%
0	-4225	-2075	0	9050	13550	16250	21	57.1	3546	-3216	3	22500	60.2%	12.5%	2625	29675	2.2%	-0.7%
0	-4050	6150	0	14950	-18250	39350	23	43.5	3563	-4148	4	24000	-76.0%	12.5%	-24875	57400	-19.7%	-0.7%
0	-1725	1375	0	-3225	-4625	10875	22	40.9	1958	-1711	5	16500	-28.0%	12.5%	-10200	16375	-11.8%	-0.7%
0	0	0	0	-863	1275	863	3	33.3	2963	-842	1	7500	17.0%	12.5%	1575	3825	8.1%	11.1%
0	0	0	0	331	3153	1825	4	50.0	3339	-1763	1	4200	75.1%	12.5%	1711	3267	15.8%	11.1%
0	0	0	-4950	16175	4075	12100	4	25.0	16175	-4033	3	33000	12.3%	12.5%	-2950	20025	-3.5%	11.1%
0	0	15685	0	6850	6470	17620	6	50.0	8482	-6325	2	24750	26.1%	12.5%	10430	17715	16.3%	11.1%
0	0	-3588	0	9675	14650	7225	4	50.0	10938	-3613	2	10500	139.5%	12.5%	16838	7225	62.1%	11.1%
-7400	0	0	0	0	-17325	17325	3	33.3	587	-8951	1	17250	-100.4%	12.5%	9525	28600	21.4%	11.1%
0	0	0	0	3510	2535	1775	4	50.0	2155	-888	2	3000	84.5%	12.5%	-5835	11795	-75.3%	11.1%
0	0	0	0	1238	-1163	4313	3	66.7	1575	-4318	1	9000	-12.9%	12.5%	75	7106	0.3%	11.1%
350	-2450	1775	-1135	950	955	4440	21	42.9	1793	-1267	3	10500	9.1%	8.3%	-2050	7330	-16.7%	-14.9%
-140	-75	1950	505	-1050	3105	3615	37	45.9	872	-585	5	6600	47.0%	8.3%	2050	3885	26.6%	-14.9%
0	-825	0	208	663	-2168	4455	13	46.2	717	-926	5	5625	-38.5%	8.3%	-3955	6305	-60.3%	-14.9%
-800	63	713	38	-763	388	7163	253	40.7	428	-291	7	5400	7.2%	7.2%	-8163	11013	-51.8%	-51.8%
2225	3400	-7800	-11500	-18300	3650	50200	87	49.4	3918	-3742	4	54000	6.8%	6.8%	52034	206150	8.2%	8.2%
0	-1223	0	0	0	263	2355	4	50.0	1309	-1178	2	3900	6.7%	6.7%	5130	2355	45.1%	45.1%
580	-450	-620	150	320	340	1860	37	35.1	360	-181	6	5400	6.3%	6.3%	-10100	13220	-29.5%	-29.5%
-525	3750	-2100	1200	13925	1100	20800	74	45.9	2413	-2020	5	27000	4.1%	4.1%	30150	41675	16.8%	16.8%
2450	3800	-2000	675	6475	425	15925	53	50.9	2008	-2065	3	27000	1.6%	1.6%	-7350	44325	-4.5%	-4.5%
80	0	0	0	0	80	2570	6	66.7	783	-1528	1	5400	1.5%	1.5%	8000	27040	15.1%	15.1%
525	-469	-4163	1313	2700	75	12300	25	48.0	2461	-2266	5	9000	0.8%	-1.1%	-31294	46894	-36.0%	9.7%
-3538	0	-4438	1088	-325	-5288	9063	15	33.3	2593	-1823	3	7500	-70.5%	-1.1%	-1525	25713	-2.1%	9.7%
-1350	-730	-610	2970	-2730	-12100	15490	23	26.1	1903	-1384	5	5400	-224.1%	-1.1%	29020	15490	55.6%	9.7%
-275	-13175	1250	12975	5288	5875	20300	20	40.0	4913	-2786	6	6900	85.1%	-1.1%	34113	25488	51.1%	9.7%
-3750	-2013	-813	7625	1275	11063	6575	12	33.3	5541	-1384	6	6000	184.4%	-1.1%	2225	28888	3.8%	9.7%
0	2275	850	1325	-2325	-990	8535	13	46.2	2144	-1983	3	33000	-3.0%	-3.0%	-14125	18785	-15.1%	-15.1%
-1325	488	-525	-2850	1025	-300	8325	18	38.9	2473	-1602	4	6000	-5.0%	-5.0%	3925	21588	7.1%	7.1%
1838	0	-4438	1088	-300	-14700	16100	13	38.5	1350	-2684	4	7500	-196.0%	-5.4%	12088	44675	13.5%	29.7%
-5775	-16175	-288	11663	5325	5425	23063	16	31.3	7578	-2959	7	6900	78.6%	-5.4%	52213	23063	76.3%	29.7%
1588	-13738	200	8638	-1500	8175	14125	21	47.6	2605	-1623	7	6000	136.3%	-5.4%	7975	23425	11.2%	29.7%
3116	-1715	0	6456	131	-393	8400	9	66.7	1620	-3376	2	5400	-7.3%	-7.3%	32287	15319	76.3%	76.3%
0	-1080	-2210	-1580	-420	-450	10040	36	41.7	1038	-764	8	5400	-8.3%	-8.3%	5970	19650	10.3%	10.3%
0	325	0	0	-3584	-5746	7750	8	25.0	2100	-1658	2	2400	-239.4%	-8.9%	-1019	7750	-2.6%	21.1%
0	-1255	0	0	9915	5755	7040	7	42.9	5172	-2446	3	5400	106.6%	-8.9%	37785	19935	42.6%	21.1%
-2332	0	-736	0	1812	2376	3068	8	62.5	1487	-1686	1	2400	99.0%	-8.9%	-9448	22104	-24.0%	21.1%
-1990	-1850	0	1180	-210	4760	3840	7	57.1	2468	-1700	1	5400	88.1%	-8.9%	56260	16530	63.5%	21.1%
50	0	-200	0	-1450	-2300	2500	7	28.6	125	-510	3	2250	-102.2%	-8.9%	2425	6900	6.6%	21.1%
-4975	-713	0	969	1169	-3700	11894	9	33.3	2731	-1980	6	4500	-82.2%	-8.9%	-53513	75331	-72.4%	21.1%
-2375	-563	0	2600	-3125	-3813	8663	8	37.5	3638	-2945	2	7500	-50.8%	-8.9%	70738	42400	57.5%	21.1%
-7725	-1225	1150	10588	-3075	-2950	20650	17	41.2	3989	-3090	6	6900	-42.8%	-9.5%	50088	20650	73.2%	68.9%
1150	0	-425	2763	-50	1588	4850	13	53.8	1470	-1447	2	7500	21.2%	-9.5%	78063	14513	80.6%	68.9%
275	-425	-450	-325	25	-2725	5575	42	31.0	375	-263	12	2250	-121.1%	-9.6%	-20875	22550	-150.5%	-38.9%
-2588	1275	-838	6838	-488	12175	7525	31	45.2	2284	-1167	4	6900	176.4%	-9.6%	-10225	38825	-24.0%	-38.9%
-1513	2750	4138	825	-3800	2263	5250	38	50.0	1027	-908	4	7500	30.2%	-9.6%	-12463	18038	-26.9%	-38.9%
-2313	1713	-750	3775	1088	15788	2788	35	48.6	1440	-484	4	6000	263.1%	-9.6%	-5338	23825	-14.4%	-38.9%
1120	130	-1030	4020	6290	11360	2590	34	52.9	1376	-836	2	4800	236.7%	-9.6%	9060	19330	30.6%	-38

Rank by % Chng	System Name	System		Commodity	Sys. Rel. Date	Net \$Profit/Loss Per Year											
		#	Day Trd.			(6)					Oct	Nov	Dec	Jan	Feb	Mar	Apr
		Col.17 (1)	(2)			Tested (4)	2003	2004	2005	2006	2007	2007	2007	2007	2008	2008	2008
	GearedUpMk1	401		S&P	9/02	-12650	-23525	-32850	-25800	-11950	9675	-7750	3250	27075	-10100	-16725	-4750
	GearedUpMk1	401		T Note	9/02	-2730	-560	-3680	-3710	-640	160	320	-390	2730	830	-1510	140
206	Prism Growth	399		S&P	8/02	-26975	-57550	-35750	-50825	11199	-6500	75	8450	-1400	-2500	10275	350
207	Zenith* 1000	233		S&P	10/95	4400	19050	-19875	48875	37550	5125	-1375	-4300	0	0	-17900	12050
208	PULSAR Imp. Pattern	102a		Bonds	1/89	1690	-30	-330	-1210	-3840	2420	-990	-1170	-1270	-610	-900	-2080
	PULSAR Imp. Pattern	102a		S&P	1/89	4770	3780	-10540	-9210	-130	970	980	720	-860	1120	-2510	1420
209	Time	496		Nikkei	4/05	n/a	n/a	6075	1150	-1500	0	-525	-100	-400	-3275	-1300	3000
	Time	496		Nasdaq	4/05	n/a	n/a	13000	1450	6075	0	-2000	-25	-4175	-10050	-2575	7825
	Time	496		S&P	4/05	n/a	n/a	14550	2900	2125	0	-4800	3775	-3850	-14100	-5850	11875
210	PowerTrader	575		Coffee	10/06	n/a	n/a	n/a	-4200	-600	0	-3994	0	-3431	0	12394	-2888
	PowerTrader	575		Gold	10/06	n/a	n/a	n/a	305	-6400	-1905	1675	1145	1365	-2580	-8095	570
	PowerTrader	575		Nasdaq	10/06	n/a	n/a	n/a	5596	-6500	0	-4000	-3225	-13000	0	0	-4025
	PowerTrader	575		Sugar	10/06	n/a	n/a	n/a	-54	-4279	186	-419	-1139	0	0	2971	1037
	PowerTrader	575		Copper	10/06	n/a	n/a	n/a	5000	19988	-338	0	0	-16313	0	-16588	0
	PowerTrader	575		Crude	10/06	n/a	n/a	n/a	2665	-9975	0	0	0	14465	0	-15475	0
211	R-Levels	186	*	S&P	7/93	32500	-325	-5700	-14100	4725	5300	-4275	12600	-2175	-3700	-7150	-2375
212	Night & Day Daytrading	26	*	S&P	1/87	-15450	6100	-11625	-5950	4950	-1600	0	-1025	0	0	0	0
213	LPR Quantitative M3	639	*	Mini S&P	4/08	n/a	n/a	n/a	n/a	n/a	n/a	n/a	n/a	n/a	n/a	n/a	-75
214	Crude Day Trader	606	*	Mini Crude	8/07	n/a	n/a	n/a	n/a	-2528	153	-1663	-250	-390	970	3265	-123
	Crude Day Trader	606	*	Crude	8/07	n/a	n/a	n/a	n/a	-8590	740	-7035	-380	-1730	3055	6555	-2190
215	Maya Legacy	585		Mex Peso	1/07	n/a	n/a	n/a	n/a	4663	0	0	88	0	325	0	0
216	CoatTails	343		Bonds	5/01	0	0	4506	0	-2200	0	0	-2200	-2200	0	0	0
	CoatTails	343		Nat Gas	5/01	2205	-4350	-6525	0	0	0	0	0	0	0	0	0
	CoatTails	343		Euro C	5/01	3088	-2175	838	738	-1713	0	0	-2175	0	-2175	0	0
	CoatTails	343		Silver	5/01	0	830	-2175	-1975	0	0	0	0	-2175	0	2402	0
	CoatTails	343		Soymeal	5/01	-405	7380	1015	0	725	0	0	0	1125	0	0	0
	CoatTails	343		Cotton	5/01	-6570	0	0	0	-3530	0	0	0	0	0	-2175	0
	CoatTails	343		Live Hogs	5/01	0	0	0	-2175	0	0	0	0	0	0	0	0
	CoatTails	343		Coffee	5/01	-2175	-4350	3525	0	0	0	0	0	1575	0	-2175	0
217	Auto NRangeR	633		S&P	4/08	n/a	n/a	n/a	n/a	n/a	n/a	n/a	n/a	n/a	n/a	n/a	0
	Auto NRangeR	633		Mini S&P	4/08	n/a	n/a	n/a	n/a	n/a	n/a	n/a	n/a	n/a	n/a	n/a	1037
218	CTP	617		Bonds	2/08	n/a	n/a	n/a	n/a	n/a	n/a	n/a	n/a	n/a	1459	0	378
	CTP	617		Bonds	2/08	n/a	n/a	n/a	n/a	n/a	n/a	n/a	n/a	n/a	-1469	0	131
	CTP	617		Bonds	2/08	n/a	n/a	n/a	n/a	n/a	n/a	n/a	n/a	n/a	-3456	0	925
219	Anticipation III	573		Coffee	1/06	n/a	n/a	n/a	16445	-10444	113	131	-2156	-2569	619	-10444	1725
220	Dual Cross System	125		Bonds	5/91	-9910	-1920	2740	1100	1410	450	-3980	2380	-2420	4340	-2080	3010
	Dual Cross System	125		Soybeans	5/91	-265	-7525	-1740	-3340	655	-350	0	0	0	-6600	4325	750
	Dual Cross System	125		Euro C	12/98	-2238	1687	-2900	-774	3801	0	0	2813	1800	-1513	-950	613
	Dual Cross System	125		Pork Bellies	5/91	-5840	-464	-1020	4720	2008	-1084	524	868	2940	1012	-7264	944
221	PUMP #1	591		Unleaded	1/07	n/a	n/a	n/a	n/a	4901	0	-10146	496	0	0	0	23533
222	GK-Interest Trader	348		Bonds	2/01	5090	-8200	-30	1170	-3250	0	5520	0	0	2110	0	0
	GK-Interest Trader	348		T Note	2/01	2130	-6380	-6910	3200	-100	0	4800	0	0	5430	0	0
223	Countdown	338		Bonds	5/01	-850	-1650	-806	1694	394	0	0	394	0	0	0	0
	Countdown	338		Nat Gas	5/01	-2175	-2175	-2175	0	-2175	0	0	0	0	0	0	0
	Countdown	338		Euro C	5/01	9050	3588	3950	-4350	-2738	0	0	1900	0	0	-2175	0
	Countdown	338		Silver	5/01	0	-1720	-2175	12200	-4350	-2175	-2175	0	0	0	-2175	0
	Countdown	338		Soymeal	5/01	7610	-490	-2175	-1715	2115	425	0	0	395	0	0	0
	Countdown	338		Cotton	5/01	-2175	0	-2175	-2175	-2770	-2175	0	0	0	0	1788	0
	Countdown	338		Live Hogs	5/01	-1650	0	5465	-3550	-2175	0	0	0	0	0	0	0
	Countdown	338		Coffee	5/01	-2175	-2175	2081	0	-2175	-2175	0	0	0	0	690	0
224	Shockwave	430	*	Mini Russell	8/04	n/a	1820	2210	-6340	-4025	-1275	-890	-225	4615	570	-1280	-3010
225	Dennis RSI	4		S&P	6/86	-1775	-6000	-11650	21150	42200	-875	-6325	2500	-23875	12800	-3300	2700
226	LPR Quantitative P2	646	*	Mini S&P	5/08	n/a	n/a	n/a	n/a	n/a	n/a	n/a	n/a	n/a	n/a	n/a	n/a
227	SP \ U	232		S&P	9/95	9350	-5825	-18350	-1775	-3575	2575	-9025	-625	-6600	925	100	-975
228	RUMI	618		Mini Midcap	2/08	n/a	n/a	n/a	n/a	n/a	n/a	n/a	n/a	n/a	2385	-3365	2050
	RUMI	618		Mini Russell	2/08	n/a	n/a	n/a	n/a	n/a	n/a	n/a	n/a	n/a	1195	-2095	1255
229	Anticipation IV	574		Coffee	1/06	n/a	n/a	n/a	20757	-8944	-656	244	-1875	-3206	-2719	-10444	7744
230	RC Advance ++	570	*	Mini S&P	12/06	n/a	n/a	n/a	125	-4550	-1338	125	450	-888	-1600	-875	750
	RC Advance ++	570	*	S&P	12/06	n/a	n/a	n/a	125	-10025	-6350	775	2975	-1425	-6725	-200	4425
231	EuroMax	569		Euro C	10/06	n/a	n/a	n/a	-13	775	0	200	0	0	-3888	8088	-2838
232	Top Ten System	228		T Note	1/94	-3150	9200	-400	-380	5310	0	4550	280	3700	-1410	-70	-2650
	Top Ten System	228		Cotton	1/94	450	520	-1310	80	-2320	-1580	270	-45	-2350	5320	-5300	-1700
	Top Ten System	228		Sugar	1/94	-3461	-6686	1311	4390	-2620	-896	-314	-582	1310	2878	-2946	829
	Top Ten System	228		S Franc	1/94	3901	-3177	-12638	-6000	-2712	-1125	4263	588	0	6713	3163	-2963
	Top Ten System	228		B Pound	1/94	3244	-12731	-7258	-6570	-14507	-688	1375	-1463	3144	-975	1188	-488
	Top Ten System	228		Coffee	1/94	-14871	4371	-2419	-1256	2269	-3900	188	-338	-2531	10331	-6394	-2400
	Top Ten System	228		Jap Yen	1/94	-1363	-8113	4838	-15588	2663	-2125	2575	-1875	-488	513	3763	-563
233	DCB Cotton	546		Cotton	12/05	n/a	n/a	0	-770	1010	250	100	0	-1170	115	0	-1500
234	Market Mapping	203		S&P	1/94	16900	-6325	-6325	-4600	-1350	-1125	1075	-600	-650	-1450	-375	-1825
	Market Mapping	203		Bonds	1/94	-780	6300	-4510	80	-12760	-20	-3320	-5050	-4950	1250	-1610	1850
235	FMSadvantage	507		Mini S&P	9/05	n/a	n/a	-475	325	2588	800	1488	1350	-2500	-1888	-1763	50
236	HI%Mid	572		Mini Nasdaq	5/06	n/a	n/a	n/a	300	4420	0	1050	-335	-4470	0	0	-430
	HI%Mid	572		Mini S&P	5/06	n/a	n/a	n/a	1863	-488	-525	-1775	-50	-5788	0	0	450

					All Statistics Based On Last 12 Months Performance										Combined				
					12 Mos		12 Mos		Max		Min.		%Chng		Total		%Chng		
May	Jun	Jul	Aug	Sep	Net	Max	Total	%	Avg.	Avg.	Con.	Req'd	Min.Req	Comb-ined	Net	Total	Min.Req	%Chng	
2008	2008	2008	2008	2008	P/L	DD	Trds	Wins	Win	Loss	Loss	Cap. \$	Cap.	%Chng.	P/L	DD	Cap.Since	Min.Req	%Chng
					(8)	(9)	(10)	(11)	(12)	(13)	(14)	(15)	(16)	(17)	(18)	(19)	(20)	(21)	(22)
-1025	-6550	-4850	-10000	-30675	-52425	86725	42	26.2	5398	-3608	9	54000	-97.1%	-9.6%	-160300	175475	-48.1%	-38.9%	
-1680	-800	-820	-880	2280	380	5550	43	37.2	733	-420	8	4200	9.0%	-9.6%	-6340	13760	-24.8%	-38.9%	
7125	-6125	-3025	-1200	-11350	-5825	28475	73	52.1	3196	-3643	3	54000	-10.8%	-10.8%	-176851	202476	-52.4%	-52.4%	
7500	-10250	3125	0	0	-6025	23575	15	46.7	5711	-5757	3	54000	-11.2%	-11.2%	121825	46275	17.1%	17.1%	
-1120	770	-690	110	-540	-6070	8490	38	50.0	357	-676	6	5400	-112.4%	-11.7%	-43810	43840	-40.6%	-4.4%	
380	-1130	-2060	-760	860	-870	8440	91	60.4	479	-755	3	54000	-1.6%	-11.7%	-8110	29270	-0.8%	-4.4%	
1150	0	-650	-1225	0	-3325	5600	11	18.2	2075	-831	6	12000	-27.7%	-11.7%	3025	7100	7.0%	10.7%	
7475	-325	-1475	4150	0	-1175	18825	10	30.0	6483	-2946	5	33000	-3.6%	-11.7%	21375	18825	18.1%	10.7%	
8575	-3225	-4550	5050	0	-7100	24825	11	36.4	7319	-5204	4	54000	-13.1%	-11.7%	13500	26600	7.0%	10.7%	
-413	488	1031	1106	3600	7894	7425	20	55.0	2160	-1763	3	9000	87.7%	-12.8%	7088	10838	39.4%	0.4%	
4115	-3715	-6165	-15625	0	-29215	35460	27	37.0	2126	-2966	7	9750	-299.6%	-12.8%	-36225	39040	-185.8%	0.4%	
4300	-7300	11200	6250	31150	21350	27250	14	42.9	10338	-5096	3	33000	64.7%	-12.8%	27671	31525	41.9%	0.4%	
-60	1191	3554	-1166	-185	5970	2977	20	50.0	1118	-521	4	2400	248.8%	-12.8%	3010	4855	62.7%	0.4%	
0	0	-1913	0	0	-35150	35150	4	0.0	10981	-8788	4	17250	-203.8%	-12.8%	-9825	48038	-28.5%	0.4%	
0	0	17435	0	0	16425	15475	3	66.7	15950	-15506	1	27750	59.2%	-12.8%	9115	15475	16.4%	0.4%	
-1100	275	-525	-8425	7900	-3650	28475	99	26.3	2809	-1052	10	27000	-13.5%	-13.5%	101788	53375	24.3%	24.3%	
0	-1100	0	0	0	-3725	4325	5	20.0	600	-1081	4	27000	-13.8%	-13.8%	-25400	46500	-4.3%	-4.3%	
488	-988	-350	438	-275	-763	1813	76	59.2	139	-226	4	5400	-14.1%	-14.1%	-763	1813	-14.1%	-14.1%	
258	-5	1165	-3755	3000	2625	5645	127	45.7	639	-500	6	6938	37.8%	-14.7%	1858	5645	22.9%	-23.7%	
-690	-680	750	-7610	3525	-5690	13755	132	45.5	1198	-1079	7	13875	-41.0%	-14.7%	-7605	13755	-47.0%	-23.7%	
0	1563	0	-2675	0	-700	2675	4	75.0	658	-2674	1	4500	-15.6%	-15.6%	3875	2675	49.2%	49.2%	
0	0	0	0	-2247	-6647	6647	3	0.0	0	-2216	3	5400	-123.1%	-15.8%	-6541	8972	-16.1%	-4.7%	
0	0	0	0	0	0	0	0	0.0	0	0	0	24750	0.0%	-15.8%	-10845	10875	-5.8%	-4.7%	
0	0	0	0	0	-4350	4350	2	0.0	0	-2175	2	6900	-63.0%	-15.8%	4950	5325	9.6%	-4.7%	
0	0	0	0	0	227	2175	2	50.0	2402	-2175	1	15000	1.5%	-15.8%	-3093	6325	-2.7%	-4.7%	
0	0	0	0	0	1125	0	1	100.0	1125	0	0	6000	18.8%	-15.8%	10995	2175	24.4%	-4.7%	
0	0	0	0	0	-2175	2175	1	0.0	0	-2175	1	5400	-40.3%	-15.8%	-16625	16625	-41.0%	-4.7%	
0	0	0	0	0	0	0	0	0.0	0	0	0	2700	0.0%	-15.8%	-2175	2175	-10.7%	-4.7%	
0	0	544	0	0	-56	2175	3	66.7	1059	-2177	1	9000	-0.6%	-15.8%	-3056	6525	-4.5%	-4.7%	
5050	-10375	2325	1700	-7550	-8850	16425	12	58.3	3696	-6936	2	54000	-16.4%	-16.2%	-8850	16425	-16.4%	-16.2%	
0	-2050	463	363	-1450	-1638	3263	12	58.3	757	-1386	2	10800	-15.2%	-16.2%	-1638	3263	-15.2%	-16.2%	
-1913	0	319	0	475	719	1913	10	40.0	1136	-638	3	5400	13.3%	-17.0%	719	1913	13.3%	-17.0%	
-778	-872	-1413	288	-119	-4231	4400	16	25.0	843	-634	5	5400	-78.4%	-17.0%	-4231	4400	-78.4%	-17.0%	
-522	-72	319	0	3559	753	3863	16	43.8	1021	-712	4	5400	13.9%	-17.0%	753	3863	13.9%	-17.0%	
919	919	5100	2625	1313	-1706	15356	87	35.6	1146	-664	7	9000	-19.0%	-19.0%	6206	30375	25.1%	25.1%	
1110	-2800	1980	-1650	480	820	5530	35	54.3	1132	-1294	3	5400	15.2%	-19.5%	-25880	40070	-27.1%	-35.1%	
3200	0	650	1350	-13125	-9800	13975	26	30.8	3141	-1943	7	10500	-93.3%	-19.5%	-42745	52300	-23.0%	-35.1%	
2875	2875	913	-5813	-1663	1950	7475	21	57.1	1265	-1467	5	6900	28.3%	-19.5%	-32588	42525	-47.2%	-35.1%	
2084	-908	0	3744	-968	1892	7264	36	61.1	782	-1093	6	3600	52.6%	-19.5%	-62524	76380	-98.3%	-35.1%	
0	-6841	-61	-12670	316	-5373	19572	12	41.7	7473	-6113	3	26250	-20.5%	-20.5%	9178	23987	20.0%	20.0%	
-4390	0	-6070	-2640	-220	-5690	13670	9	33.3	2733	-2312	5	5400	-105.4%	-20.5%	-27340	30530	-65.3%	-44.9%	
-3410	1300	-3930	480	-950	3720	7430	9	44.4	3350	-1932	3	4200	88.6%	-20.5%	-6090	23730	-18.7%	-44.9%	
0	0	0	0	-106	288	106	2	50.0	394	-107	1	5400	5.3%	-20.7%	-2038	6856	-5.0%	-3.5%	
745	0	0	0	0	745	0	1	100.0	745	0	0	24750	3.0%	-20.7%	-9485	10875	-5.1%	-3.5%	
0	0	-2175	0	0	-2450	4350	3	33.3	1900	-2173	2	6900	-35.5%	-20.7%	5750	11438	11.1%	-3.5%	
0	0	-2175	0	0	-8700	8700	4	0.0	0	-2175	4	15000	-58.0%	-20.7%	10	8700	0.0%	-3.5%	
0	0	0	0	0	820	0	2	100.0	410	0	0	6000	13.7%	-20.7%	5740	6065	12.8%	-3.5%	
0	0	0	0	0	-387	2175	2	50.0	1788	-2175	1	5400	-7.2%	-20.7%	-7507	9295	-18.5%	-3.5%	
0	0	0	0	0	0	0	0	0.0	0	0	0	2700	0.0%	-20.7%	-1905	5725	-9.4%	-3.5%	
-4350	0	0	0	0	-5835	5835	4	25.0	690	-2175	2	9000	-64.8%	-20.7%	-10279	10279	-15.2%	-3.5%	
-65	-885	1345	-410	385	-1125	8230	249	30.9	578	-265	13	5250	-21.4%	-21.4%	-5070	15410	-22.7%	-22.7%	
125	5800	-4875	3700	0	-11625	28575	25	52.0	3769	-5052	2	54000	-21.5%	-21.5%	117463	32100	9.9%	9.9%	
1138	-1025	-488	-275	-525	-1175	2663	47	53.2	224	-308	6	5400	-21.8%	-21.8%	-1175	2663	-21.8%	-21.8%	
2575	1000	6525	1825	-11500	-13200	21200	46	54.3	1868	-2847	5	54000	-24.4%	-24.4%	106938	49800	14.9%	14.9%	
480	2415	-2860	-50	-5960	-4905	8870	39	43.6	1093	-1068	5	9600	-51.1%	-25.8%	-4905	8870	-51.1%	-25.8%	
2065	-1565	-2270	3410	-2285	-290	5730	42	38.1	1188	-742	6	10500	-2.8%	-25.8%	-290	5730	-2.8%	-25.8%	
1181	-94	4088	2869	488	-2381	19031	100	36.0	1165	-693	9	9000	-26.5%	-26.5%	11719	32288	47.3%	47.3%	
-963	-163	950	538	-2625	-5638	6338	107	27.1	400	-221	12	5400	-104.4%	-28.9%	-9300	9700	-93.9%	-34.2%	
-3200	-1375	14350	5950	-12925	-3725	16875	106	61.3	1151	-1914	6	27000	-13.8%	-28.9%	-11025	22850	-22.3%	-34.2%	
0	-1063	0	0	-2563	-2063	6575	9	33.3	3713	-2197	3	6900	-29.9%	-29.9%	-1500	6575	-10.9%	-10.9%	
90	-1350	-200	180	-730	2390	6960	20	35.0	1854	-814	5	4200	56.9%	-30.6%	1130	17320	1.8%	-6.3%	
-90	-3640	-1215	-2825	4880	-8275	14850	29	20.7	2208	-936	8	5400	-153.2%	-30.6%	-6880	37075	-8.5%	-6.3%	
-202	-168	-1053	-762	-1848	-3752	6149	22	36.4	1004	-843	4	2400	-156.3%	-30.6%	-12499	16005	-34.7%	-6.3%	
-1400	-3988	-2400	7113	-4050	5913	12213	19	52.6	3388	-1993	5	6000	98.6%	-30.6%	-26625	49925	-29.6%	-6.3%	
-325	-2381	81	4256	-1406	2319	5313	26	46.2	1261	-917	3	4500	51.5%	-30.6%	-66594	73856	-98.7%	-6.3%	
-4406	225	-1106	-3506	2175	-11663	18694	35	25.7	2525	-1322	6	9000	-129.6%	-30.6%	38644	57638	28.6%	-6.3%	
-1700	-338	313	900	163	1138	3263	28	35.7	1565	-806	4	7500	15.2%	-30.6%	35688	33288	31.7%	-6.3%	
0	0	0	40	485	-1680	2725	10	70.0	172	-961	1	5400	-31.1%	-31.1%	-1790	2725	-11.7%	-11.7%	
-650	-1050	-425	-400	-100	-7575	7750	69	30.4	204	-247	9	54000	-14.0%	-31.2%	45750	30125	5.6%	1.2%	
1970	-2930	1530	-1650	1960	-10970	15980	63	65.1	391	-1228	3	5400	-203.1%	-31.2%	-35160	50870	-43.4%	1.2%	
600	-400	-975	-250	25	-3463	8575	181	38.1	335	-237	9	10800	-32.1%	-32.1%	-4663	8575	-14.0%	-14.	

Rank by % Chng	System Name	System		Commodity Tested	Sys. Rel. Date	Net \$Profit/Loss Per Year											
		#	Day Trd.			(6)					Oct 2007	Nov 2007	Dec 2007	Jan 2008	Feb 2008	Mar 2008	Apr 2008
						2003	2004	2005	2006	2007							
	HI%Mid	572		Mini Russell	5/06	n/a	n/a	n/a	4365	10590	-395	0	4550	0	0	1470	
	HI%Mid	572		Mini Midcap	5/06	n/a	n/a	n/a	-2285	-2870	-475	-2575	-785	-8675	0	1190	
237	RC Edge	567	*	Mini S&P	10/06	n/a	n/a	n/a	963	-2313	-1163	725	-63	-1875	-513	-838	-1513
	RC Edge	567	*	S&P	10/06	n/a	n/a	n/a	4925	12350	-5050	3975	800	-9525	-2000	-4400	-5125
238	GEMS NG Mini	605		Mini Nat Gas	6/07	n/a	n/a	n/a	n/a	-770	-1523	555	-1358	890	2613	-738	-755
239	US60Min	616		Bonds	2/08	n/a	n/a	n/a	n/a	n/a	n/a	n/a	n/a	n/a	1775	-541	509
240	S&P Day	436		S&P	6/03	-10300	12875	-31375	-8050	2650	0	0	-5475	0	0	-9525	0
241	25X25	275		Bonds	6/98	-9010	4610	-1840	-3440	5690	0	4220	-300	0	-450	0	-2330
242	XS Bonds	267		Bonds	11/97	2120	13550	-3360	5650	-4580	-2250	3700	-2680	1580	-2360	-2010	-240
243	Red Copper	582		Copper	1/07	n/a	n/a	n/a	n/a	825	0	0	0	-7600	0	0	8063
244	Magnet	266		S&P	11/97	28425	32675	-150	26875	62875	0	-1550	21400	-25575	10575	-7625	-10350
245	Alpha DT	619	*	Mini Midcap	1/08	n/a	n/a	n/a	n/a	n/a	n/a	n/a	n/a	-2050	-170	-1630	-1405
246	Mike Culler System	104		S Franc	7/89	2899	-20527	-3065	-5588	3525	-1000	6450	-1613	-1938	5575	1663	-6200
	Mike Culler System	104		Jap Yen	7/89	2662	-7263	-16552	3001	163	-188	3938	2113	0	4863	275	-2050
247	RC Trend	598	*	Mini S&P	8/07	n/a	n/a	n/a	n/a	4925	138	1325	1250	-1463	-2275	-3613	-600
	RC Trend	598	*	S&P	8/07	n/a	n/a	n/a	n/a	20850	2500	7600	6425	-5575	-10325	-16150	225
248	Vega	291		S&P	6/98	-4300	-12200	-6000	3300	-8725	-6375	-8950	3550	-11100	-5275	4175	9775
249	Kannatta	584		Can Dollar	1/07	n/a	n/a	n/a	n/a	13940	-525	2805	0	-1385	0	0	0
250	CTS Crash Control	511		Nasdaq	10/05	n/a	n/a	4000	-7755	-6925	0	0	3615	-24190	2200	-6250	-4700
	CTS Crash Control	511		Russell 2K	10/05	n/a	n/a	8200	43425	-49975	0	-3525	-25525	29950	-20775	0	-28825
	CTS Crash Control	511		SP Midcap	10/05	n/a	n/a	19875	24500	-38375	0	-30300	-4450	25400	-24000	0	-18950
	CTS Crash Control	511		S&P	10/05	n/a	n/a	-25975	21725	-4300	0	-25950	6225	-9400	0	0	-18100
251	Auto 2 Way	599	*	Mini S&P	8/07	n/a	n/a	n/a	n/a	-2200	-2075	0	-263	0	675	200	-600
	Auto 2 Way	599		Mini S&P	8/07	n/a	n/a	n/a	n/a	-1550	-1588	0	-625	0	675	200	-1050
252	24.Fujiko	548	*	Mini S&P	3/06	n/a	n/a	n/a	-1138	-50	1188	-538	488	-525	-3100	-938	-1713
253	NCR	204		Bonds	12/93	-11300	1930	-3300	-3780	-7360	-1100	-1110	-280	-380	1720	610	-410
254	Miracle Trading Mthd.	31		Bonds	6/86	290	-5150	2250	-2600	14030	0	-4580	2720	2240	5920	690	0
	Miracle Trading Mthd.	31		S&P	6/86	7400	15000	9025	-17525	21400	1675	8300	5950	4000	-9225	-10450	8200
	Miracle Trading Mthd.	31		Pork Bellies	6/86	13268	9772	-8796	6516	3604	0	980	1640	1640	1468	0	-4172
	Miracle Trading Mthd.	31		Soybeans	6/86	-6920	3055	-4725	1345	-8800	-415	0	-10200	-910	-6265	2335	3510
255	Beta DT	620	*	Mini Russell	1/08	n/a	n/a	n/a	n/a	n/a	n/a	n/a	n/a	-1710	-440	900	-1490
256	DCB-Bond	306		Bonds	1/00	2720	3020	3630	1940	3360	1900	20	-340	620	0	0	-230
257	Oscar SW	629		Mini Midcap	1/08	n/a	n/a	n/a	n/a	n/a	n/a	n/a	n/a	-1375	-775	-2030	-765
258	EuroDollar Indicator	221		Euro \$	5/95	-1900	-425	-625	25	-3225	-650	-700	0	-575	2825	0	-1450
259	DCS II	111		Jap Yen	1/90	-11475	-14064	2325	-11852	-4450	-1425	-350	-3938	0	2913	0	-463
	DCS II	111		S Franc	1/90	-6050	5150	-4826	-6326	-3576	0	6575	0	0	5013	0	2288
	DCS II	111		Pork Bellies	1/90	-9668	-652	8152	-9856	-2000	0	-1396	0	-7488	-3040	-2456	3640
	DCS II	111		Coffee	1/90	-4519	-4706	6226	-13182	-2718	0	1388	0	0	10856	-12713	-638
	DCS II	111		Sugar	1/90	-3068	-1725	1366	9599	-2263	-269	0	0	0	4357	-2677	594
260	Trender	17		Bonds	1/87	11210	1090	9530	-9590	2650	-3100	4920	-2370	3490	3410	0	-1670
	Trender	17		S Franc	1/87	12288	-2462	-14901	-21714	-5352	0	7200	950	0	9525	-1113	-1600
	Trender	17		S&P	1/87	48225	12525	10875	1500	-5450	775	-4625	-3775	-3450	-4625	-2475	4725
261	Zulu SW	630		Mini Russell	1/08	n/a	n/a	n/a	n/a	n/a	n/a	n/a	n/a	-1420	-2200	-3670	1565
262	Delta Threshold	136	*	S&P	10/90	-28575	15050	-5625	-6650	-23000	-3575	-6625	-4650	-2750	3175	-375	-7575
263	Reverse Trend Entry	123		Live Cattle	8/89	-9324	-404	-4312	312	-3172	-964	-336	116	-1236	-340	2832	-404
264	Universal LT	199		Bonds	4/93	14120	-15270	-5040	-10600	9760	2450	-2560	390	3680	-3880	-3190	3200
	Universal LT	199		Euro \$	4/93	225	-825	-2025	-1125	-2675	0	-550	-550	-900	2975	0	-375
	Universal LT	199		B Pound	4/93	5880	-5389	255	8508	-8207	-2113	-1475	0	5000	-1725	-513	-4538
	Universal LT	199		Jap Yen	4/93	-412	401	-2126	-3952	7563	975	5513	0	188	3400	0	2813
	Universal LT	199		Copper	4/93	-100	1412	3811	16175	36652	5700	10563	2263	0	18950	-10625	2375
	Universal LT	199		Crude	4/93	8650	12380	11220	-10500	7340	-4960	-9630	6550	-210	13950	-24000	-8050
265	Serendipity	297		Bonds	1/99	-50	-1920	470	-80	-4950	490	710	-2650	-1320	-2670	-1320	-1330
266	RC Courage	592	*	Mini S&P	6/07	n/a	n/a	n/a	n/a	1712	-838	-413	1300	-3113	-1038	-1288	-1063
	RC Courage	592	*	S&P	6/07	n/a	n/a	n/a	n/a	-2200	-7100	-2050	7200	-12650	-4550	-6300	-6475
267	CTA3 SW	621		Euro C	1/08	n/a	n/a	n/a	n/a	n/a	n/a	n/a	n/a	1900	763	6075	-5375
268	Naka89	525	*	Mini S&P	12/05	n/a	n/a	750	-6613	5238	-1975	-63	4125	-3300	-1963	-1063	188
269	Big Dipper	273		Bonds	6/98	2810	-670	270	980	-3950	0	-20	-1730	620	-2400	0	-2080
270	Lima SW	628		Mini Russell	1/08	n/a	n/a	n/a	n/a	n/a	n/a	n/a	n/a	-775	-4060	1390	-2290
271	Echo DT	626	*	Mini Russell	1/08	n/a	n/a	n/a	n/a	n/a	n/a	n/a	n/a	-1410	270	215	-1290
272	EGE7 High Low	473		Euro C	8/04	n/a	-17488	-27775	-31363	-19750	288	1650	2838	-3275	-1513	1350	513
273	AxSym	425	*	Mini S&P	3/03	788	-17388	1775	-8150	-9088	-1850	2213	-1138	-4438	-275	-1350	-900
274	Qtech S&P	568		Mini S&P	9/06	n/a	n/a	n/a	625	-6750	563	-338	-3163	-3588	0	0	300
275	Bond & Yen Trdng. Sys.	225		Bonds	8/95	-9430	10800	-8060	1260	2460	0	3590	-3430	-5850	0	0	0
	Bond & Yen Trdng. Sys.	225		Jap Yen	8/95	1163	2687	7800	-3626	7725	-3013	2525	-738	-4338	0	0	-2538
276	CatScan	212		S Franc	10/94	-9478	6524	3401	-5902	-7437	363	5200	-2575	-2075	4650	0	-525
	CatScan	212		Bonds	10/94	-490	11110	2490	-300	-1420	-4330	3380	-3650	-1670	-4150	-4360	-4130
	CatScan	212		Cotton	10/94	-3595	-1040	-5555	-11565	2445	-975	1935	-1095	-2300	185	-5825	-1345
	CatScan	212		\$ Index	10/94	1900	5860	-1450	-3060	3520	0	4360	-270	-1410	-350	0	370
	CatScan	212		Jap Yen	10/94	6699	-21190	1187	-12290	6100	-3663	3825	-5750	0	1713	0	1200
	CatScan	212		T Note	10/94	-4230	9470	-600	-2130	1970	-3370	2860	0	0	760	-1170	-1990
277	Mesa T-Notes	435		T Note	1/03	7810	3226	-2350	-2575	5408	713	0	0	2657	1050	-2870	0
278	Murlantic Cattle Method	34		Live Cattle	6/82	-952	-2580	-5816	1144	-7272	-696	-640	0	704	-872	1100	-856
279	Lil																

					All Statistics Based On Last 12 Months Performance											Combined			
					12 Mos		12 Mos		Max		Min.		%Chng		Total		%Chng		
May	Jun	Jul	Aug	Sep	Net	Max	Total	%	Avg.	Avg.	Con.	Req'd	Min.Req	Comb-ined	Net	Total	Min.Req	%Chng	
2008	2008	2008	2008	2008	P/L	DD	Trds	Wins	Win	Loss	Loss	Cap. \$	Cap.	%Chng.	P/L	DD	Cap.Since	Min.Req	%Chng
					(8)	(9)	(10)	(11)	(12)	(13)	(14)	(15)	(16)	(17)	(18)	(19)	(20)	(21)	(22)
0	915	2405	0	0	8945	395	7	85.7	1557	-395	1	10500	85.2%	-33.2%	19745	3725	77.8%	5.3%	
0	0	2425	0	0	-8895	12510	7	42.9	1205	-3131	4	9600	-92.7%	-33.2%	-10215	15010	-44.0%	5.3%	
713	700	813	-125	-63	-3200	6013	170	31.8	320	-177	10	5400	-59.3%	-41.9%	-4050	8363	-37.5%	4.8%	
7825	3300	2825	1050	-4050	-10375	26200	169	58.0	926	-1425	6	27000	-38.4%	-41.9%	7175	30200	13.3%	4.8%	
-525	-325	425	-1470	-230	-2440	3918	59	45.8	513	-510	5	5625	-43.4%	-43.4%	-885	3918	-11.8%	-11.8%	
-575	-1797	-2338	-1534	2116	-2384	7003	27	33.3	779	-521	5	5400	-44.2%	-44.2%	-2384	7003	-44.2%	-44.2%	
-5075	-4600	0	0	0	-24675	24675	5	0.0	0	-4935	5	54000	-45.7%	-45.7%	-53400	60850	-18.3%	-18.3%	
0	0	-2570	0	-1170	-2600	6820	6	16.7	4220	-1366	5	5400	-48.1%	-48.1%	-660	15120	-1.2%	-1.2%	
1660	-2510	0	2370	130	-2610	6560	15	46.7	1490	-1632	3	5400	-48.3%	-48.3%	8780	17910	14.7%	14.7%	
-4563	-4250	0	0	0	-8350	8813	6	16.7	8063	-3287	3	17250	-48.4%	-48.4%	-7525	18000	-24.9%	-24.9%	
-2550	-13475	0	6825	-4850	-27175	49000	16	37.5	7096	-6975	4	54000	-50.3%	-50.3%	176250	61275	29.4%	29.4%	
-830	-1465	1495	1455	2180	-2420	8045	110	38.2	550	-376	8	4800	-50.4%	-50.4%	-2420	8045	-50.4%	-50.4%	
-950	-2913	-1863	3138	-4863	-4513	15350	40	35.0	2145	-1329	5	6000	-75.2%	-50.6%	-15450	45563	-13.2%	-0.2%	
-3350	875	-1338	-500	-6950	-2313	14925	36	33.3	1896	-1043	8	7500	-30.8%	-50.6%	15025	40188	10.3%	-0.2%	
950	0	-175	-13	-1263	-5738	9113	146	32.2	407	-251	11	5400	-106.3%	-54.3%	-3525	9113	-56.0%	-29.2%	
5400	-4100	7375	3350	-8575	-11850	38575	150	60.7	1198	-2051	6	27000	-43.9%	-54.3%	-7525	38575	-23.9%	-29.2%	
-2350	-2100	-5225	-375	-6300	-30550	33725	46	6.5	8183	-1279	23	54000	-56.6%	-56.6%	4263	80300	0.8%	0.8%	
1305	-4225	0	0	-1225	-3250	5530	6	33.3	2055	-1838	2	5250	-61.9%	-61.9%	8410	5530	91.5%	91.5%	
0	0	-8975	-1900	27875	-12325	43815	11	36.4	9473	-7183	4	33000	-37.3%	-62.3%	-26620	65325	-26.2%	-7.9%	
0	0	-2650	2700	49375	725	55200	13	46.2	18263	-15579	3	45000	1.6%	-62.3%	31425	83475	23.3%	-7.9%	
0	3250	2725	0	-31600	-77925	77925	12	25.0	15658	-13878	4	48000	-162.3%	-62.3%	-37175	103950	-25.8%	-7.9%	
0	16150	14950	-14825	8375	-22575	47225	11	36.4	11425	-9766	3	54000	-41.8%	-62.3%	-11400	47225	-6.8%	-7.9%	
-775	-275	0	-1250	-550	-4913	5225	61	29.5	369	-269	8	5400	-91.0%	-62.7%	-4775	5463	-75.8%	-49.5%	
-775	-275	0	-1250	-550	-5238	5850	57	24.6	471	-276	10	10800	-48.5%	-62.7%	-4575	5850	-36.3%	-49.5%	
75	700	2050	-338	-875	-3525	8625	280	37.9	452	-296	8	5400	-65.3%	-65.3%	-5850	10750	-40.6%	-40.6%	
390	-1290	710	-880	-1530	-3550	3670	84	60.7	146	-333	3	5400	-65.7%	-65.7%	-52020	54620	-63.9%	-63.9%	
5590	1270	4930	-1560	-2750	14470	5200	13	76.9	2477	-3427	2	5400	268.0%	-70.3%	-250	52480	-0.2%	-4.4%	
-10200	-10200	-25500	-4700	-4963	-47113	82338	33	24.2	10616	-5273	12	54000	-87.2%	-70.3%	-65775	156175	-5.5%	-4.4%	
-100	-1240	280	620	700	1816	8720	14	64.3	1355	-2077	3	3600	50.4%	-70.3%	39700	24932	49.9%	-4.4%	
3725	-13300	8850	-7375	-775	-20820	23035	20	45.0	3931	-5109	4	10500	-198.3%	-70.3%	-44760	64060	-19.3%	-4.4%	
-735	500	2390	-2845	-265	-3695	4935	121	41.3	456	-373	6	5250	-70.4%	-70.4%	-3695	4935	-70.4%	-70.4%	
-2330	270	-440	-60	-3360	-3950	6150	18	22.2	1465	-700	6	5400	-73.1%	-73.1%	5760	9870	12.0%	12.0%	
85	-2050	2255	535	-3260	-7380	8770	102	29.4	524	-321	12	9600	-76.9%	-76.9%	-7380	8770	-76.9%	-76.9%	
-600	0	0	-125	-475	-1750	3150	11	18.2	1663	-564	5	2250	-77.8%	-77.8%	2275	8675	7.4%	7.4%	
75	0	0	4125	-4288	-3350	5713	9	33.3	2371	-1742	3	7500	-44.7%	-78.3%	50138	47375	35.2%	6.2%	
0	0	-4513	5250	-1950	12663	4513	6	66.7	4781	-3239	1	6000	211.1%	-78.3%	15375	29113	13.5%	6.2%	
-2392	-424	-1376	-5384	-2576	-22892	22892	11	9.1	3640	-2654	5	3600	-635.9%	-78.3%	-47376	66708	-69.3%	6.2%	
0	56	0	-10913	5663	-6300	24206	9	44.4	5208	-5418	3	9000	-70.0%	-78.3%	12300	95344	7.2%	6.2%	
0	-336	-280	0	-3819	-2430	6518	8	25.0	2475	-1230	4	2400	-101.3%	-78.3%	3046	10394	6.7%	6.2%	
2460	-5240	-30	3090	-9280	-4320	11460	22	36.4	2376	-1669	4	5400	-80.0%	-79.7%	-50970	64070	-42.7%	-9.2%	
2138	-2688	-4688	7975	-3225	14475	10350	20	35.0	4595	-1361	8	6000	241.3%	-79.7%	-108463	124625	-81.9%	-9.2%	
-1525	-21100	5975	-12350	-19800	-62250	68875	25	36.0	6575	-7589	4	54000	-115.3%	-79.7%	26225	184088	2.2%	-9.2%	
50	-1570	240	1945	-3775	-8835	10970	129	41.1	533	-488	7	10500	-84.1%	-84.1%	-8835	10970	-84.1%	-84.1%	
-3075	-3225	6125	250	-600	-22900	29625	140	12.9	2811	-604	23	27000	-84.8%	-84.8%	-143350	164613	-29.1%	-29.1%	
0	-1036	1092	128	-1920	-2068	2956	16	31.3	1044	-664	3	2400	-86.2%	-86.2%	-32028	36136	-68.7%	-68.7%	
-1040	-3480	-570	-4100	560	-8540	13060	30	40.0	1364	-1384	5	5400	-158.1%	-87.5%	15180	40870	17.8%	6.0%	
50	-775	0	-825	1125	175	2000	10	30.0	1467	-604	3	2250	7.8%	-87.5%	150	9250	0.4%	6.0%	
1238	-5575	650	5413	1694	-1944	13313	30	43.3	1519	-1274	4	4500	-43.2%	-87.5%	-12606	31538	-17.8%	6.0%	
-863	2238	0	-3888	3025	13400	4325	16	68.8	1994	-1713	3	7500	178.7%	-87.5%	46000	24363	38.9%	6.0%	
-25500	-1175	0	-11400	-12775	-21625	59100	14	42.9	7233	-8139	4	17250	-125.4%	-87.5%	16750	59100	6.2%	6.0%	
-3900	-8760	-18120	18090	980	-38060	62830	33	36.4	5763	-5112	6	27750	-137.2%	-87.5%	-4520	64910	-1.0%	6.0%	
1290	530	0	0	1430	-4840	9290	17	35.3	1107	-1044	8	5400	-89.6%	-89.6%	680	18050	1.3%	1.3%	
350	613	925	-613	-788	-5963	7200	190	32.6	398	-239	17	5400	-110.4%	-93.2%	-4300	7888	-59.7%	-66.6%	
2775	1675	8175	1550	-6475	-24225	35050	191	52.9	1270	-1696	5	27000	-89.7%	-93.2%	-24475	39100	-68.0%	-66.6%	
-4200	7050	950	-7950	-6163	-6950	17863	59	64.4	1180	-2465	4	6900	-100.7%	-100.7%	-6950	17863	-100.7%	-100.7%	
425	-713	-1488	-100	450	-5475	9338	205	23.9	426	-169	12	5400	-101.4%	-101.4%	-8188	10875	-52.0%	-52.0%	
0	0	-10	0	-40	-5660	5660	11	9.1	620	-628	6	5400	-104.8%	-104.8%	-3700	11960	-6.5%	-6.5%	
-2165	-2450	-2220	3285	-1895	-11180	13095	28	28.6	1438	-1135	6	10500	-106.5%	-106.5%	-11180	13095	-106.5%	-106.5%	
-1895	445	675	-1610	-1025	-5625	5730	67	44.8	372	-454	6	5250	-107.1%	-107.1%	-5625	5730	-107.1%	-107.1%	
-213	-3275	-8938	-513	3575	-7513	1910	451	34.6	900	-502	9	6900	-108.9%	-108.9%	-108663	116175	-370.5%	-370.5%	
1825	-50	113	-350	150	-6050	9913	482	41.7	359	-278	10	5400	-112.0%	-112.0%	-37338	41463	-122.0%	-122.0%	
-3938	4263	-6038	-3188	2238	-12888	17638	51	47.1	730	-1128	6	10800	-119.3%	-119.3%	-16075	24000	-71.4%	-71.4%	
0	0	0	-910	-220	-6820	11930	6	33.3	2665	-3035	3	5400	-126.3%	-121.5%	-32430	41800	-45.0%	11.1%	
1275	1938	0	-1825	-2138	-8850	8850	9	33.3	1913	-2429	3	7500	-118.0%	-121.5%	51513	13938	51.5%	11.1%	
63	-2675	963	5250	-2600	6038	6038	16	50.0	2697	-1942	3	6000	100.6%	-126.5%	19450	22650	22.9%	9.9%	
2510	0	-2910	-1100	1360	-19050	21350	19	26.3	1756	-1987	7	5400	-352.8%	-126.5%	21090	24270	27.6%	9.9%	
-615	-560	-1620	195	3885	-8135	13185	24	33.3	1720	-1367	5	5400	-150.6%	-126.5%	-38140	59175	-49.9%	9.9%	
-90	-3750	-3080	3900	-2930	-3250	8580	17	23.5	2590	-1046	8	2400	-135.4%	-126.5%	25260	11090	74.3%	9.9%	
575	1650	-2363	-650	-6300	-9763	9925	21	33.3	1861	-1626	4	7500	-130.2%	-126.5%	16188				

Rank by % Chng Col.17 (1)	System Name (2)	System		Commodity Tested (4)	Sys. Rel. Date (5)	Net \$Profit/Loss Per Year ----->											
		# (3)	Day Trd.			(6)					Oct 2007	Nov 2007	Dec 2007	Jan 2008	Feb 2008	Mar 2008	Apr 2008
	Lil Gapper	247		Jap Yen	1/91	-12588	-8977	-9188	-9864	-10513	-1125	-3925	-1963	950	-1238	-863	-900
	Lil Gapper	247		S Franc	1/91	-9139	-237	-15589	-10052	-13478	-2425	-638	-988	-2713	2900	1075	-1863
280	Samurai_35	283		Bonds	5/98	18440	5360	8630	-90	1940	1890	-380	-3970	280	-5550	680	2180
281	Belly Trader	234		Pork Bellies	12/95	3084	-10492	-3132	-112	3988	1196	-348	716	-1000	-2792	0	-8120
282	CTB4 SW	624		B Pound	1/08	n/a	n/a	n/a	n/a	n/a	n/a	n/a	n/a	2756	-1469	-1219	-825
283	BondPat	121	*	Bonds	3/91	-5520	7280	-13080	-5620	-7310	1390	370	-3040	-1110	-3420	-3910	-960
284	CTA4 SW	622		B Pound	1/08	n/a	n/a	n/a	n/a	n/a	n/a	n/a	n/a	-1300	-2725	-3175	-2375
285	EGE 6%	470		Euro C	4/04	n/a	-20763	-15175	-10113	-188	-5750	4900	-7863	275	-4450	4775	-11138
286	TBond 2000	251	*	Bonds	11/96	-25410	-30260	-14130	-15120	-29540	-2840	-5220	-7950	1210	-4590	-7260	-2650

HYPOTHETICAL PERFORMANCE RESULTS HAVE MANY INHERENT LIMITATIONS. NO REPRESENTATION IS BEING MADE THAT ANY ACCOUNT WILL OR IS LIKELY TO ACHIEVE PROFITS OR LOSSES SIMILAR TO THOSE SHOWN. THERE IS A RISK OF LOSS INVOLVED IN TRADING FUTURES. PLEASE READ THE FULL DISCLAIMER ON PAGE 3 FOR MORE INFORMATION ON HYPOTHETICAL TRADING RESULTS.

THERE IS A SUBSTANTIAL RISK OF LOSS IN FUTURES TRADING. THE HIGH DEGREE OF LEVERAGE THAT IS FOUND IN FUTURES (BECAUSE OF SMALL MARGIN REQUIREMENTS) CAN WORK AGAINST YOU AS WELL AS FOR YOU, I.E. YOU CAN HAVE LARGE LOSSES AS WELL AS LARGE GAINS.



The new online networking community for traders.

www.TraderSpace.net

					All Statistics Based On Last 12 Months Performance												Combined	
May 2008	Jun 2008	Jul 2008	Aug 2008	Sep 2008	12 Mos Net P/L (8)	12 Mos Max DD (9)	12 Mos Total Trds (10)	% Wins (11)	Avg. Win (12)	Avg. Loss (13)	Max Con. Loss (14)	Min. Req'd Cap. \$ (15)	%Chng Min. Req Cap. (16)	Comb-ined %Chng. (17)	Total Net P/L (18)	Total Max DD (19)	%Chng Min. Req Cap. Since Release (20)	%Chng Min. Req Cap. Since Release (22)
3038	-2050	-3300	-963	2113	-10225	12850	127	25.2	476	-268	13	7500	-136.3%	-168.7%	-143375	151875	-106.2%	-163.8%
2575	-150	-3875	-2788	1050	-7838	9175	147	34.0	444	-310	9	6000	-130.6%	-168.7%	-197350	198688	-182.7%	-163.8%
810	-1430	1360	-5070	-2120	-11320	13760	63	34.9	1085	-858	9	5400	-209.6%	-209.6%	49600	27170	86.8%	86.8%
-756	-2424	-2788	4348	3644	-8324	19964	16	37.5	1998	-2031	9	3600	-231.2%	-231.2%	-9056	42760	-19.4%	-19.4%
-1469	-2938	-1863	-9675	-1550	-18250	22106	75	62.7	407	-1337	6	4500	-405.6%	-405.6%	-18250	22106	-405.6%	-405.6%
-950	-4020	2930	1890	-940	-11770	18580	153	41.8	444	-451	12	2700	-435.9%	-435.9%	-93650	105820	-194.5%	-194.5%
-2231	413	-2469	-8744	169	-22438	24375	69	26.1	1338	-913	12	4500	-498.6%	-498.6%	-22438	24375	-498.6%	-498.6%
-10638	-7725	-4275	3600	3575	-34713	45775	191	39.8	961	-937	8	6900	-503.1%	-503.1%	-72238	88388	-228.4%	-228.4%
-590	-5370	-2220	-2350	-960	-40790	43380	341	24.6	562	-342	20	2700	-1510.7%	-1510.7%	-279180	283990	-855.7%	-855.7%

Futures Truth Magazine



Let us help you put the pieces together.
www.FuturesTruth.com

ARE YOU A LOSER?



by Joe Ross

Are you cutting off your nose to spite your face?

Do you remember the biography of Vincent Van Gogh? Good old Vincent discovered his girlfriend didn't like him, so he cut off his ear. Some of you don't like having money, so you cut yourself off from it by losing it in the market. You'll never convince anyone you really like winning when you're so eager and quick to lose.

I'm going to give you a real-life example of how to mismanage your money and turn a winning trade into a loser. The trade took place earlier this year, when I witnessed a professional trader (PT) making a self-defeating move like the one I will show you.

First I'll show you how the chart looked. Then I'll talk about what the trader did, what he would have done had I not been there, and what he should have done that he didn't do, despite the fact that he came to me to have me coach him in day trading.

PT was day trading from a fifteen-minute chart. He also looked at hourly charts for perspective. Five-minute charts gave him a more minute vision of what was happening in the markets, and a way to optimize his entries. Let's have a look at his method of entry, his reasons for entry, and where he made his mistake. By the way, this man is an excellent trader. He came to me because he was experiencing a severe equity draw down.



Figure 1

The first arrow shows the sixty-minute period in question. It is the opening hour of stock index trading in the U.S.

The sixty-minute chart gave PT an overview of the market. The price bar shows that prices had been in, and remained in, an uptrend.

The same price bar shows that prices opened on a gap up from the previous day's close. A gap opening usually means the insiders may initially attempt to trade to the short side. PT's plan was to use the momentum of the insiders to fade (take the opposite side from the direction of) the open, figuring that the insiders might actually double their shorts based upon the gap.

PT then went to his fifteen-minute chart for verification of what he was seeing.



Figure 2

According to what he told me, PT was looking for a pull back of at least $\frac{3}{8}$ of the last upswing that had started the previous day. Although he doesn't use the 1-2-3 low formation¹ per se, I took the liberty of marking the chart so you could see the beginning of the upswing (arrow on the chart). I also marked the high of the opening fifteen-minute bar as a Ross Hook (Rh)², which came into effect as the second fifteen-minute bar opened lower than the opening fifteen-minute bar, and went no higher.

PT's plan was to short a breakout of the low of the opening fifteen-minute bar.

In order to optimize his entry, he went to the five-minute bar chart looking for an entry formation that might get him short ahead of the actual breakout of the fifteen-minute low. It was interesting to watch him, because what he was looking for was the equivalent of a Trader's Trick Entry³, or the breakout of congestion prior to the actual taking out of the low.



Figure 3

As it turned out, there was no Trader's Trick Entry available prior to the taking out of the opening bar low. Nor was there a congestion breakout to assist his entry. The opening bar low (left arrow) was violated (right arrow) in the time between twenty-five and thirty minutes after the open. You can see by the extra length of the bar that the market movers caught some stops resting just under the low of the opening bar. Those sell stops, placed there as protective stops by those who had gotten long after the opening five-minute bar high was violated, as well as those who wanted to short a breakout of the opening bar low, caused an extra long "thrust" type bar to occur as the opening bar low was taken out.

Earlier I wrote that PT had made a mistake. He had turned a winning trade into a loser. How did he do that? Good fortune actually got him into his short position two ticks better than a breakout of the low of the opening bar. Prices then moved down to a point where he was 3 points to the good in the trade. Because he was trading lightly during the coaching session, he entered the market with only fifteen contracts. He failed to take off 5 or more contracts after making a couple of points, \$100/contract, or \$500.

When the bar subsequent to his entry bar (35 minutes after the open) threatened his entry point and then closed in the lower half of the bar, I breathed a sigh of relief and encouraged him to take off the entire

position. He would have had 3 points of profit on 15 contracts (\$2,250). But he didn't cash in the trade. Instead, he wanted to discuss it. When the next bar (40 minutes after the open) failed to go any lower, and in fact was an inside bar that closed on its high, he finally set his stop at break even.

Finally, he was stopped out above breakeven for a 1/4 point loss plus costs. What could have been a nice profit had turned into a loss. This error turned out to be what was wrong with PT's trading. He had gotten off track. He was failing to take the money while it was there for the taking. We can all learn from his mistake. PT's goal was to take at least five points out of a trade. But he was being stubborn. Prices were not going to give him that many points on that day. The market was telling him that the only thing that happened at the opening low was that the market movers had run the stops. When he saw that prices were not plummeting down from there, he should have had an alternative plan to take what he could get from the market while he could get it.

There was nothing wrong with PT's plan to fade the open. In fact, it was a sound plan, one any one of us might frequently follow. It was his management that was faulty, as well as his discipline.

^{1,2} *1-2-3 formation and the Ross Hook (Rh) are described in the Law of Charts, a free E-Book download at the Trading Educators Website. http://www.tradingeducators.com/trading_philosophy.htm*

³ *The Traders Trick Entry is described in a free E-Book download at the Trading Educators Website http://tradingeducators.com/the_traders_trick_entry/tte_signup.htm*



Joe Ross, trader, author, and educator, is one of the most eclectic traders in the business. His experience of 50+ years includes position trading of shares and futures. Joe currently day trades stock indices, currencies, and financial instruments. He trades futures spreads and options on futures, and has written books about it all — 12 to be exact. Joe is the discoverer of The Law of Charts™, and is famous for discovering the concepts and applications of the Ross hook™ and the Traders Trick Entry™.

Joe Ross' Trading Educators is dedicated to helping serious traders to become better traders. Their staff and branch offices consist of real traders trading real markets. Trading Educators is involved in day

trading and position trading in a variety of markets including futures, equities, and forex. In addition, our offices regularly trade futures spreads and options on futures. You can visit his websites: www.tradingeducators.com and www.spread-trading.com

ATS-3200
 Always in the Top-Ten
Trades the 30 Year US T-Bonds

Download a Free 30 Day Trial
 Goto: www.ats3200.com

ATS-6400
Trades the 10 Year US T-Notes

Advanced Trading Systems Inc.

Forex/Futures trading is risky. It is not suitable for everyone.
 Past performance is no guarantee of future profits.

**NEW
ALERT FEATURE**

TRADE THE TRIANGLE

Traders today face two demanding challenges: sifting through enormous amounts of data to spot potential winning trades and identifying the best potential entry and exit points in the market. MarketClub neatly solves both of those problems.

Finding The Big Moves

With MarketClub's "Trade Triangle" technology, traders can identify at a glance the clear entry and exit signals for potential winning trades in stocks, futures, mutual funds, ETFs, precious metals, and foreign exchange. This technology is so comprehensive and so versatile that it is equally valuable for short term traders, intermediate term traders, and long term investors. The green and red triangles point the way to profits, indicating emerging upward and downward trends for over 230,000 symbols, on a quarterly, monthly, weekly, and daily basis.

MarketClub's SmartScan technology allows traders to easily identify trend patterns on 230,000 symbols, while its versatile filtering features allow traders to zoom in even further. Traders can filter by price, volume, and other key aspects that suit their personal trading styles.

Members also get what Barron's calls "a terrific little Java-based charting tool" that lets users customize their charts with over 23 powerful, well-known technical studies. Traders can save their favorite charts and studies, and the charting applet remembers them and applies them to any new symbols. Members can also create a personal watch/active trading list and then analyze, review, or download it at any time. At the end of each trading day, members receive a complete, updated portfolio analysis via email.

The Value Of An Education

Members often report how much their trading skills, confidence, and profits have improved since joining MarketClub. In fact, making better traders is one of our chief goals. That's why membership includes Trade School, with dozens of seminars by experts in the field and downloadable companion workbooks. Trade School is like having your own personal trading coaches on call 24/7. Members also have access to Data Central, a treasure trove of historical data on over 230,000 symbols from 12 exchanges. Members can download all the data they want for personal use. Members can also customize and manage major financial news feeds with News Scan, and get tips, ideas, and analysis on MarketClub's blog.

Start Your Risk Free Trial

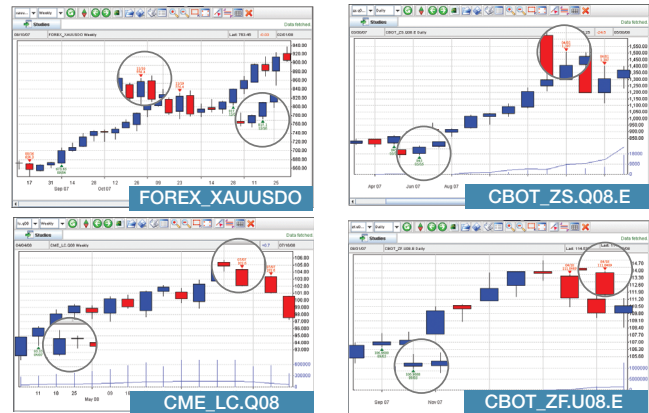
The Financial Times of London says, "MarketClub's a winner." When you enroll in MarketClub, you'll be a winner, too. There is simply no other service on the web today where you can analyze such a broad spectrum of markets. Give MarketClub a try, risk-free, for 30 days. To enroll, go online

or call toll-free 1-800-538-7424. If MarketClub isn't for you, simply contact us to cancel within 30 days for a full refund. We're confident, however, that MarketClub will exceed your every expectation.

Triangles in Action

2008 Q1-Q2 Triangle Returns		
Heating Oil	HO	49.98%
Wheat	ZW	38.60%
Crude Oil	CL	35.29%
Sugar #11	SB	23.92%
Soybean Meal	ZM	23.73%
Corn	ZC	13.22%

*Results using our suggested "Trade Triangle" technique.



Member Success Stories



Darrin Mason of New Germany, Minnesota - "My first trade using MarketClub was to buy options on General Dynamics. All said and done with commission I had a 159% return."



Dr. Bill Emery of Alberta, Canada - "I've been a MarketClub member since February of 2007.... in my first month with MarketClub I actually made \$7,000 and after three months my portfolio was up 20%."



Marion Lucas of Surrey, Canada - "Since I've joined MarketClub, [my trading] has turned around and I've made myself around \$7,000... the green and red triangles are very good."

As a trader on the floor of the exchange in Chicago, my word was my bond. If I made a trade with someone, I could not back down from it without destroying the trust that was so essential to success as a trader. Every day since, I have conducted business the same way. You have my personal guarantee that trying out MarketClub for 30 days is risk free. If you are not happy for any reason, simply call by the 30th day to cancel your membership. We will promptly refund every penny and thank you for giving our service a try. Enroll today. You have everything to gain by trying MarketClub, and nothing to lose. **Adam Hewison, MarketClub Co-Creator**

For 2 Free Months visit: www.marketclub.com/futurestruth

U.S. Government Required Disclaimer - Commodity Futures Trading Commission
 Futures and Options trading has large potential rewards, but also large potential risk. You must be aware of the risks and be willing to accept them in order to invest in the futures and options markets. Don't trade with money you can't afford to lose. This is neither a solicitation nor an offer to Buy/Sell futures or options. No representation is being made that any account will or is likely to achieve profits or losses similar to those discussed on this web site. The past performance of any trading system or methodology is not necessarily indicative of future results.
 CFTC RULE 4.41 - HYPOTHETICAL OR SIMULATED PERFORMANCE RESULTS HAVE CERTAIN LIMITATIONS. UNLIKE AN ACTUAL PERFORMANCE RECORD, SIMULATED RESULTS DO NOT REPRESENT ACTUAL TRADING. ALSO, SINCE THE TRADES HAVE NOT BEEN EXECUTED, THE RESULTS MAY HAVE UNDER-OVER COMPENSATED FOR THE IMPACT, IF ANY, OF CERTAIN MARKET FACTORS, SUCH AS LACK OF LIQUIDITY. SIMULATED TRADING PROGRAMS IN GENERAL ARE ALSO SUBJECT TO THE FACT THAT THEY ARE DESIGNED WITH THE BENEFIT OF HINDSIGHT. NO REPRESENTATION IS BEING MADE THAT ANY ACCOUNT WILL OR IS LIKELY TO ACHIEVE PROFIT OR LOSSES SIMILAR TO THOSE SHOWN.



The Real Estate Bubble

by Terry R. Rudd, MAI

At this writing, the Treasury and Fed just convinced Congress to grant a \$700 billion capital infusion to prevent a run on the investment banks. As a member of the Appraisal Institute, touted the most prestigious appraisal organization in the world, and with 50 years of experience valuing all categories of property ... I should have known the extent of the real estate component of this problem. But except for some key personal insights, I did not become aware, even after attending seminars on this subject, of the incredible magnitude of this financial crisis. Even as a commodity trader for 30 years, I'm ashamed that I and most of us did not have a clue either. We didn't know that a Titanic ghost ship 10 times the size of our exchange markets was running alongside - in the dark! What iceberg?

John Hill and George Pruitt, of *Futures Truth Magazine*, suggested I research this subject and report back. I accepted ... concerned about my own future, as well as helping other commodity traders. So, I spent the last six weeks trying to make sense of what sounded like non-sensical problems in the mortgage and investment banking industry. What I discovered is that, on one hand the problems have become extremely complex, but on the other hand remain ... unbelievably simple. To my amazement, we appear to be in surprisingly good shape in regards to the down cycle in residential real estate. We could afford to pay off every institutional home mortgage if given a few years. Though such is many times the \$700 billion now requested to salvage the banks, it's several times less than what our country makes as a whole - \$15 trillion per year.

But, while we've been busy trading markets that continuously display prices and our financial positions, the investment banks trekked far beyond their simple lending beginning, like the movie "It's a Wonderful World" loaning on houses and Joe the Plumber businesses - to a celestial array of pyramiding schemes in the search for profits without limits and no oversight. Evolving from 20% risky business 30 years ago, these aggressive banks increased to 80% jungle warfare gaming of unknown magnitude.

In a no-holds-barred predator environment, bank traders preyed on investors, pension funds, hedge funds, and other countries around the world. This feeding frenzy was brought on by excessive profits extracted by the seller banks. This brought on ruinous competition and in the scramble to outdo one another, everything was gambled on in the name of investment from interest rates and currencies to bonds, equities and mortgages, even weather. The stakes were also excessively large, but unbelievably no market prices or party positions were reliably reported - just ledgerdained figures presented to fleece buyers. By skirting the exchanges, bank traders became an overly aggressive lot - lying and stealing, even from themselves. Both sides of the equations both won and lost figures of unimaginable amounts ... often not having a clue where they stood financially, while employing the

most scientific and complex mathematical formulas ever augured.

This mishmash of tangled webs ensnared our entire world banking system. Many citizens have been calling for retribution, but most of the retrievable cash is gone. Not just the zeros (so easily erased off the world's balance sheets), the rapacious traders exacted their horrendous due at the inception of every deal ... a giant ponzi scheme eclipsing every multi-level game ever conceived. Coupled with the desire of almost every player in these games to keep the transactions off the books to avoid taxes and various laws of many countries ensnared, it's been like a giant commodity exchange allowing selling parties to quote fictitious prices with no one announcing true acquisitions or positions. They circumvented the futures, options, and security exchanges that were set up to prevent this ... and yet now we're expected to bail them out!

My assignment was to simply find out what went wrong with mortgages and the real estate market. After I pulled myself up off the floor, I found that foreclosures were only the latest in a whole mountain of problems. Mortgages were simply the latest play in the derivatives theatre. After the Nasdaq crash March of 2000 and 9-11, housing looked like it could pick up the economy. World interest rates and the Fed accommodated. Soon values took off for the moon and bank traders came running. Simple house mortgages were leveraged into securitized debt instruments of every kind and variety. Derivatives had been used for almost 30 years, but never to this degree. The shadow banking "shearer and sheep" games, that had become obscenely profitable, began turning ordinary house mortgages into tranches (multi-million dollar bundles of loans) which flooded the world.

Investment banks found it easy to convince pension fund managers globally that in no way could they lose on these mortgages. Every one knows that very few people ever default on their home loan. These loans were risk free - AAA. U.S. pension funds, then the Europeans and finally the Asians were sucked into accepting multi-leveled math-modeled mortgage-backed securities, credit default swaps and multitudes of other financial instruments that transferred credit risk from the banks to those who actually financed the housing mortgages to begin with! It was Nirvana to the investment banks (which by this time included just about every large bank in the world) ... being able to regain the very money they lent the buyer - yet passing them the risk, and still taking obscene profits up front and in high interest fees. No, not just obscene profits, the traders absconded with most of the money brought to the deal. Bank traders by this point had become so, so successful.

Now, depending on whose opinion one accepts, this leveraged disaster we're caught in could amount to something near \$154 trillion in the U.S. alone ... and over \$500 trillion world wide (so bad it looks like a typographical error). This is nearly 10 times the world's \$55 trillion GDP. Those who lost out in this game of musical chairs would like to be compensated. But, it's not possible. It would take the world's entire output for 10 years at no interest and without eating or sleeping - just chained to our jobs night and day. Plus most of the recoverable profits are gone.

Paulsen and others, even Greenspan loved derivatives (though he once said if we understood what he said - we got it wrong) contend the U.S. taxpayer will make a profit in the long run. Sure, like they made well known that the \$250,000 FDIC insurance runs out December 31, 2009... Still, were told, we have to save certain banks to keep our economy alive... these same people said the world was fine just a few months ago. Aren't we just rolling cars in front of train wreck in the making??

But the credit and real estate market disasters may not be our only problems. Other calamities may be in the making. Though we survived "J" curve tsunami bubbles before - like the Nasdaq crash of March 2000, the rural real estate crash of the 1980's, Japanese Nikkei "cliff dive"... and further back, the 1929 Depression ... the looming stock market and economic collapses could present us with the mother of all perfect storms. Experts question whether throwing money at the current banking dilemma is like throwing coal on a fire - slows it, but then it resumes ... Commodity traders know that trends run their course despite all efforts otherwise. So, maybe we're using our 'powder' too soon?

We still have to worry about the world's perception of the dollar's strength, lest they tire of our ability to print our

way out of debt (being the world's trade currency) ... and thank you China and others for building us mansions while you clawed your way out of poverty. Hey, at least we pay (well service) our debt. But if we shoot all our bullets now - what will we have when the real wolves show up. Oh, and don't forget that our production could easily fall from \$15 trillion per year to where these burdens would become unimaginable.

The current real estate down turn stems from the meteoric rise of the residential market from 2000 to 2006. What was supposed to be a down cycle following the 1990's up cycle (real estate cycles are an average of 9.3 years both ways) may have been this final blow-off peak. Faced with the Nasdaq crash from its J curve tsunami peak in March of 2000, 9/11, and an economic downturn - it appears the Fed was only too happy to help the explosion in the housing market. And yes I, along with all other appraisers who wanted to eat, had to support this ultimate tsunami with flowing reports bereft of the big picture view. With all the attendant construction and development - the value of residential housing leaped from \$11 trillion in 2000 to \$22 trillion in 2006. Optimism and greed went berserk. Hey ... don't look away; you were part of this too.

Fannie and Freddie, the main financiers pulled out all the stops to increase profits for their management and stock holders using fuzzy accounting procedures, lobbying Congress, and greatly increased risk taking. Coupled with every sort of banking scheme, this great elevator full of balance sheet zeros from every corner of the planet reached the weight capacity of the cables and they began to fail. Human greed is necessary to the free enterprise system and it brought us material goods and wealth the planet has never seen before. However, human greed knows no bounds and stretches as far as it can go. Then the "rubber band" breaks and springs back. Nothing rises forever. Now \$11 trillion, or maybe much more, will need to be erased by probability in balancing its books. Yet, the government refuses to admit this. But commodity traders can. We cut our teeth on the pig cycle graph of supply/demand.

The problem would not have been so great - except that we monetized the balloon in house prices from 2000 to 2006 by way of the mortgage market. This caused lenders to be drawn into the payback. And during the meantime, lenders weren't just holding these mortgages; they were busy leveraging their payback. That's just good old-fashioned capitalistic ingenuity... but again to the extremes? Could anyone manage this juggernaut of off-sheet asset growth, multiplication of underlying capital UP TO 45 FOLD (Merrill Lynch)... debt begetting debt... shadow banking... all sorts of Collateralized Debt Obligations... Structured Investment Vehicles... hedge funds - on and on. It appears there were plenty of officials in Washington ignoring their duty for profit as well.

Estimates of an unbelievable \$500 trillion in derivatives is now unwinding - a mad game of musical chairs could now be the lynch-pin of a perfect storm... an unending deluge coming from concurrent imploding bubbles. We commodity traders know about Dewey's cycles which explained the Great Depression (the U.S. paid for after this debacle but ignored when the upcycle kicked in) Wheeler's war cycles (which we follow in spite of all efforts otherwise) and Kondratieff's 55 year economic cycle (for which he died in a Russian Gulag)... are long overdue. Still, many don't believe in cycles because Probability's bell curve disperses these cycles - keeping them from being perfectly predictable.

Trade 2 Top Ten Systems
for only \$100/month lease!

▶ *Impetus & EarlyBird* ◀
daytrading systems

- 11+ years combined out-of-sample performance
- *EarlyBird II* released August, 2002
- *Impetus* released January, 2003
- Both are all-time *Top Ten Picks* by George Pruitt
- Simple, robust, purely mechanical logic
- Trade e-mini S&P, e-mini Russell, & DAX
- Low correlations
- Low drawdowns
- Lease at \$50 per contract per month
- Purchase, fully revealed
- Account statements available



TradingVisions Systems

www.TradingVisions.com / 800-878-1983 / 509-466-8435
Commodity trading bears a high degree of risk. People can & do lose money. Past performance does not guarantee future results.

Still, they show up, usually when we've made other plans. Though we are slaved to them, we consider ourselves immune to the movements of the universe - until it's too late. We love to ride up in the balloon, but seem shocked when the bubble implodes.

There are several reasons why we do not understand what causes bubbles to form. First, price is not value ... It is only one point of value. Real value is a whole range of prices - both over time and at the same time. Appraisers typically don't mention this fact and simply report the last price as value. Secondly, though we know prices change over time, we are rarely asked to predict future value - a very critical consideration to the payback. The lending industry is locked into single present value - assuming the future will remain static.

We appraisers have developed very few forecasting technicians. Commodity markets abound with them. Though the bell curve spreads performance - at least commodity traders know prices vary cyclically, and most importantly - say so! And while we are often disappointed in a forecast - we are not dumbfounded.

Another reason that house prices cycle over time is that everything, including ourselves, is composed of sub-atomic particles. But they are only up and down cycles of energy ... displaying points only like prices. We inherited the propensity. So why are home owners so shocked - both psychologically and economically? It's because mortgages are not tied to changes in the economic cycles. They are usually fixed over long periods of time...15...20...30 years with no allowance for problems ... Borrowers from 2000 to 2006 expected the government to continue bailing everyone out with inflation and counted on higher resale from rising home prices to be an outlet if mortgages became burdensome. Few worried about taking on a loan (me too) several loans... no problem... until the bubble popped.

We appraisers are generally not commodity traders. We were told by our industry, as well as lenders, that current price was a dependable basis for mortgage loans. Nothing could be further from the truth- as was pointed out in both the 1980's as well as the Great Depression. Those who warned otherwise couldn't get any business. We can't blame appraisers any more than investment bank traders. We worked as best we could within the system. House prices aren't exchange listed or borrowings balanced with lending either. It's assumed the free enterprise system will balance itself and take care of excesses... except we don't want the corrections. Well, no one ever did - but they came anyway... with the territory.

If only the public understood the much larger range of reason, we could at least explain many perplexing problems in addition to where we are financially. There are usually many contributing factors creating a problem- not just the most obvious one we blame. Of course there are single "bullets" which can pierce a vital organ, but generally... many other causes are involved. Cutting out the supposed bad part, like cancer, is great for headlines, but doesn't really explain the cause. Please allow me to use this probabilistic range of explanation as to why results vary- so we can get to the essence of things rather than spitting out the watermelon because of the seeds.

Those who did not mortgage their homes (an estimated 34% according to NAR) did not multiply the numbers payback problem. Those that did - agreed to pay compounding interest rates which easily double or triple the total payback. Lender banks counted on and played games with both the rates and paybacks. But being lent long and borrowed short, their pyramidal cash flow game - when turned over... became an anvil creating the current money shortage.

I have a client who is in the thick of things, but so far won't say a word. On the other hand, an expert on credit derivatives who designed exotic instruments himself, Satyajit Das has stepped forth with numerous publications from which I gleaned most of my knowledge about the subject. Das is warning everyone, including his mutual fund clients that the jig is up. He blames regulators who looked aside as U.S. banks designed ways to shift trillions of dollars credit risk off their balance sheets into the hands of unsuspecting foreign investors, hedge and pension fund managers on high-yield debt instruments they trusted us about and financial engineers who built mountains of securitized debt based on flawed math models. He confirms that defaulting homeowners are only the latest blame. The majority of the range of reason belongs to the previous inventions which ultimately allowed hedge funds to have high-yield debt for acquisition. Looks like a multi-level scheme to me - and most of us, whether we realized it or not, gained or suffered as a result.

Das confirmed estimates that \$1 now supports as much as \$30 of “blue sky” loans. The upward spiraling of a nearly infinite variety of these ballooned derivatives totaled \$485 trillion earlier this year according to Das. Now this figure, according to the Bank of International Settlements in Basel Switzerland is \$516 trillion - or \$540 trillion according to Warren Buffett. This pile stands 10 times taller than the world’s productive output of \$55 trillion. What began as a major problem appears now to be a hopeless quagmire.

I should have been more suspicious when lenders from Fannie and Freddie, on down to our local banks, accelerated their criticism of appraisals... things that had little to do with value. They claimed the tranches (bundles of loans) that were assembled and sold - changed millions of dollars just based on how reviewers perceived the written reports. There seemed to be no concern about how ballooned the market was or how crummy the house. We just said “go figure” - which we should have.

How the investment banks managed to bundle up these grenades they called tranches and paint them gold so they could be sold Triple A rated from S&P and Moody’s is yet to be unraveled. But they needed to in order to sell them to pension funds and other conservative entities. These MBS’s (mortgaged backed securities) were then traded for other debt, like baseball cards, for more debt in a giant Ponzi scheme. At each level the traders were taking most of the profit up front. There was no concern about logic, laws, or lies. Even appraisers were caught up in this feeding frenzy. Lenders were dragging bodies off the street for home loans. Castles were being built everywhere for people who were living in bungalows just months before. Even a handsome horse could obtain a loan for a new barn.

Then, one day the “termite mound” reached its top where not one more deposit of defecation, spit and mud could be piled any higher. When even borrowers without jobs or even wanting to get one could buy homes with no down --- there was simply no one left to push the cart up the hill... and down it came. Those triple A ratings began to fall - forcing the pension funds and others (who could only hold triple A paper) to sell their positions. Now the tables were turned - supply outstripped demand ... and the rest is history. Wall Street now wants us to bail those who didn’t get out in time plus the collateral damage; those left with empty sacks. How can we? We aren’t at the bottom yet... and the well could be dry by then.

My original assignment was to determine how much mortgage money might come off the ledgers. I did this as follows: The U.S. Census Bureau indicated there were 126,311,823 dwelling units in 2006. To find out how many were homes vs. apartments, etc. I used the Census Bureau’s 2000 breakdown as follows;

Single Family Residences’	60.3%	=	76,166,000 units
Attached SFR’s	5.6%	=	7,073,000 units
Multi Family	24.4%	=	33,346,000 units
Manufactured Housing	7.5%	=	9,473,000 units
Other	0.2%	=	26,000 units
TOTAL			126,311,823 units

Next to determine how much mortgage money we’re talking about, I contacted NAR, National Association of Realtors, Zillow, and OFHEO, Office of Federal Housing Enterprise Oversight. Estimates of the average home price in 2000 were correlated at \$120,000 and at the peak in 2006, \$235,000. This indicated an inflated/growth rate of \$115,000 per home, nearly double the price over this period. S&P Case-Schiller Home Price Indices also indicated a price rise in the major cities from 100 to 200 over the same period. This doubling supports the numbers concluded. Next I used the \$115,000 price increase to multiply by the number of homes. I estimated the other unit prices from figures from our files multiplied by a factor 1.424 which is the difference between our market and the national average. These figures were then multiplied by the number of units as follows:

				<u>\$/UNIT</u>	<u>TOTAL \$ / Trillions</u>
Single Family Residences’	60.3%	=	76,166,000	x 115,000	= 8.759
Attached SFR’s	5.6%	=	7,073,000	x 90,000	= 637
Multi Family	24.4%	=	33,346,000	x 40,000	= 1.334

THE REAL ESTATE BUBBLE

(continued)

Manufactured Housing	7.5%	=	9,473,000	x	70,000	=	663
Other	0.2%	=	26,000	x	50,000	=	13
TOTALS			126,311,823 units			=	11.442

This figure correlates closely with TFS Derivatives, Zillow, and OFHEO that current housing is worth \$22 trillion, and that half of this figure is close to the \$11.442 trillion above.

The next figure we need is the amount of price that was mortgaged. An almost impossible task was helped out by NAR which indicates approximately 74% of existing homes were mortgaged. This fits with our sampling. The other major factor needed is the average loan amount estimated at about 85%. This is balanced by the unsold developed lots estimated at 15%. Multiplying the blue sky/inflation figure of 11.442 trillion by the 74% mortgaged - arrives at the playground for the lenders of... \$8.5 trillion.

Now, the hard part. Not the multiplication of MBSs leveraged to the "moon" (which probably makes the rest of this moot) but the true underlying debt which normal banks like "Jimmie Stewart's" held. There are estimates currently of \$1.2 trillion in arrears. Eventual estimates range on up to 25%, or \$2.1 trillion. Who knows, because it's the borrowers that will ultimately decide and there is no clearing house to provide us with this kind of information.

Or we could have an "Ollie Ollie Oxen Free" like the ancient Jewish Jubilees (they recognized economic cycles of $7 \times 7 + 1 = 50$ years)---- wherein all debt was forgiven. Even at that, with the \$15 trillion we make a year --- we could probably survive paying off everyone's mortgage of \$8.5 trillion, if done over time and our GNP stays up... but levered by the banks up to a factor of 30 would indicate a credit derivative total near \$255 trillion!!!

Back to the base mortgages, the greatest default rate could be somewhere around 50% worst case (hopefully, but no guarantees). This spells out a hit of \$4.25 trillion. James Lockhart, Director of newly formed FHFA, thinks there is \$5.3 trillion in MBS's. This could soften the blow, but not if we have to deal with the leveraged debt pyramid. Over 5 years we could pay for all the housing default itself at \$850 billion per year, just slightly more than the current bailout (but for 5 years). However, this doesn't address the whole housing pyramid - or a world of other product derivatives.

Before this all happened I thought we were in bad shape because of my government work experience (where employees miss the opportunity of financial failure whether they've done a good job, bad job or no job at all) - but things weren't really that bad. I just hadn't looked at the big picture until now. If you're in the same boat, look at these figures: our government is spending about 3 trillion per year; including about 1 trillion on present and past military; 0.5 trillion on interest of the national debt of about 10 trillion. Even the 700 billion for the bailout doesn't sound so bad since we're making (GDP) \$15 trillion per year. And, we have quite a few assets: \$22 trillion in housing; industry \$16 trillion; business stocks and bonds \$25 trillion. The world has more than \$175 trillion in real estate, stocks, bonds, and \$55 trillion in production (GDP). We appeared ok - before all this....

What about my "close encounter" with Fannie? In 2004 Fannie tried to terminate my appraisal license. They requested the Dept of Licensing in the State of Washington to take disciplinary action because they took a bath on a house I appraised. It sold for \$70,000 several years after I first appraised it for about \$135,000. Bewildered because the market was still strong, I visited the house, but no one was home... only sheets over the windows. I left my card and received a call a few days later from the couple who were buying it. They said the house had been trashed by the previous owners when they "fell off the wagon" and began making crack... chemical spills in the basement; swimming pool used as a garbage dump; patches of grass that looked like UFO landings. No loan payments made. Still their bad loan was passed around like a hot potato, apparently in a bundled loan package (tranche). Bargain seekers couldn't locate anyone to buy the house from.

No realtor or appraiser was ever hired to see what was going on. Even the title company could not locate the ownership of the loan, though numerous interested purchasers chased the opportunity. The couple, who never gave up, Futures Truth™ • Issue #6-2008 • www.FuturesTruth.com

followed the trail for a year and a half before mortgage ownership could be located. The couple said the strangest reaction was received from the last loan holder. First, they didn't even know they owned the loan because it was buried so deep in a sack of mortgages. Second, the couple made a low-ball offer and the lender agreed instantly with no counter though the couple was ready to pay an additional \$15,000. On learning this, the State agreed to drop the case against me - but only after saying they were doing me a favor.

Yesterday the Dow dropped 777 points, and to make a point about our lack of value understanding, CNBC declared \$1.2 trillion dollars were lost from the nation's wealth. Nothing could be further from the truth. After half a century of appraising, I've come to realize most of us don't understand price or the marketplace it plays in. Price, as most commodity traders know, is only the latest indication of market supply and demand. For example, when a house sells for \$200,000, it doesn't really mean that that house is worth \$200,000. This figure is only the traded figure at that moment based on a number of fluctuating factors. Current price is not the whole value of anything... though we say it is for convenience.

Value is also a range of prices which looks like a normal distribution curve. Prices pop up at various points depending on the circumstances surrounding the sale. Essentially, price can be any figure within its bell curve range of value. We err in thinking that an appraisal sets value --- just because it says it does. Again, it's a major misunderstanding promulgated by everyone in the business. If our house is said to be worth \$200,000... it only applies to some price within its bell range at that moment. We think of the sales level in the market as value but it is only the price extension of what similar items, like stocks, and commodities are selling for - at that moment. The next moment - changed circumstances - changed prices.

When there are more buyers than sellers, the price tends to rise, of course. But when there are more sellers, many more sellers - the price can drop significantly. In fact, according to Law of Diminishing Economic Returns, if all the \$200,000 houses in the market were up for sale at one time, the price would head towards zero. This why it's ridiculous to state that any indexed price level - is that value. For instance, a Dow level of 12,000 only means that a few paid at that level. Most of the other buyers paid different prices - in fact, most lower, but accordingly many higher as well. Some still have stock purchased when the Dow was at 1,200. That's why it's dangerous for any mortgage purchaser to acquire debt thinking they have value protection over term, without understanding that term. Again, there's no perfect prognostication - only best estimates. But at least the enlightened mortgage holder won't jump off a bridge when they find their future projection wrong. Futures traders expect their projections to vary and shoot themselves instead.

If you are a trader, tell one your stock holding and "bank deposit" friends that they aren't investing - just gambling like you - but with one arm tied behind their back. The price/value of everything on earth changes up and down. Even what appears as sideways movements are still small up and down cycles. When you only buy - you are handicapping yourself. I hear that the radio and TV networks won't allow commentators to talk about shorting the stock market. So, a major misconception must exist in the public. This is germane to the current credit crunch because it's why so many buyers of the latest derivatives are so shocked about the normal, but very large DOWN cycles that occur to match the upside.

You should feel free to short the stock market, or any other market with out feeling un-American!!! Feel free to mortgage anything and diversify the proceeds for a rainy day. It's all gambling and advantage seeking - and it's definitely snowing right now. We've been to this barbeque before. It's where character gets broken or molded. It happens to investment banks too much of the time.

The 1980's put many, like me, on notice that down cycles can be devastating and brought on by a number of reasons, few of which can be fixed by man. Rural lands of all types, timberland, grazing, mining, oil drilling, agricultural and all the small communities associated therewith took a massive hit of approximately 62% in value from which only a few contract buyers survived. Unfortunately, those, like me, who purchased at the top of the market in 1979-80, were trashed during the 1980's. Others like a developer in Spokane and a farmer in Hermiston that I've done

Goal: \$500-\$1,000+/Day!

Learn to

MAKE MONEY

in Up or Down Markets!

Learn a SIMPLE, yet POWERFUL Trading Methodology that will help you become a professional trader!

*E-mimi's * S&P * NASDAQ * DOW * All Stocks Interactive Home Study Course & LIVE Training:*

Manuals * Audio CD's

DVD's * Proprietary "Software"

FREE Ongoing LIFETIME SUPPORT!

Members Area * Email * Phone * Fax

One FREE Day of Live One-On-One Market Training!

Remote Training Sessions Also Available!

Learn From TODD MITCHELL

Who Has Taught Thousand's of Traders Worldwide for Over 10 Years!

(800) 664-3343

www.tmitchell.com

Get Impressive Results Immediately Like Traders On My Website!

SATISFACTION GUARANTEED!

FREE

TRADING

Lessons,

Charts &

On-Line

Course

Demo!

FREE

AUDIO

CD

FREE TRADING Lessons, Charts & On-Line Course Demo!

FREE AUDIO CD

considerable appraisal work for - became so indebted that they never did escape the compound interest "hammer".

In the early 1980's I lost \$400,000 on a ranch I speculated on. These were hard earned dollars, not just zeros off some balance sheet. I thought the ranch would bring me a million dollars ultimately. But the down cycle drained me financially, and mentally as well. I came to understand why some jump. It's nothing to take personal, but took me 2 years to convince myself and get my animal spirits back.

After nine years of the down cycle of the 1980's, the market turned around in 1990, right on cue. Again, the government took credit as they did after the economy turned up in the latter 1930's. After the cycle turned up in the early 1990's - it was supposed to culminate in the year 2000. But at that time, the crash of the Nasdaq in March of 2000, 9/11, plus recessionary tendencies, caused the world and thus the "following" Fed to reduce interest rates. And reduce they did! What ensued was the biggest real estate bubble the planet had ever experienced. And the Fed had no clue? That's really scary...

During this tsunami of 2000 to 2006, those who treated their home as a bank, and there were tens of millions, spent heartily their fictitious equity - thinking nothing about the payback. Why haven't we taught our citizenry about cycle market action, so they won't be totally upended during disastrous changes when they occur? Oh, we haven't even done that for our leaders. It appears that neither academic nor government sectors understand or appreciate the problems of free enterprise business. How the public could be expected to fix what our government can't... is a sign we could be in serious trouble. Just wait till the panic hits everybody's paycheck.

The government programs in the early 1990's only locked the barn doors emptied in the 1980's. They never saw a horse, only dealt with an already smashed market. Initially, they didn't even try to keep the insolvent S&L's afloat because S&L's didn't fit into the Fed's safety net for banks. Banks were given free reign... any business can survive when it's given free money.

As an appraiser throughout the 2000-2006 bubble, I was as most other appraisers, impotent in applying any brakes to the runaway train. Those who fretted about buying a home at many times its inflated price perceived they had nothing to worry about since other purchasers simply sold their purported mistakes for a profit. But at the peak, after everyone had stepped into the elevator car, the perceptions began to change and crash they did. Million dollar houses in Florida began selling for \$600,000 and appraisers in California, Arizona and other hot spots in the country were talking about the reversal in fortunes. I attended a "Meet the Lenders"

seminar Las Vegas and received further gut wrenching news when the leading lenders were discussing the carving of mortgages and how grammar in our appraisals could affect the value of these MSB's by millions of dollars.

What the world doesn't understand about appraising is that we are simply reporting the current market activity, not an evaluation of the overall history of the market. We aren't asked for, nor give a solid basis of value (for which none exists). Nor do we guarantee in anyway way the price, we call value will be good for more than that moment in time. Now of course, that's all out the window except for the blame game. And society is fixed on last reasoning analysis. When anything goes wrong, the public through the media, looks for the last single reason to blame - be it person or event. But, this is only valid in a very few cases. The majority of events occur as a result of a long chain of reasons, often that cannot be perfectly predicted or changed. We are now criticizing each others involvement - like counting needles on a burning pine tree.

I would like to be able to offer a perfect solution to the world's liquidity problem. But I have too much respect for probability's demand to balance. Its solution is to wipe fictitious zeros off the chalk board by any and all means possible. In the Great Depression, experts claim the U.S. Government did not make an early attempt to avert the various disasters. This time it looks like we're going to try, but the pyramided numbers appear too overwhelming? I, like many others, have not given up on this endeavor. However, but I've become much more fearful of trying to defeat cyclical trends, until they announce their conclusion.

What's nagging at me still is - did I finish my assignment? I keep hearing about gold derivatives and gold bullion banks. And how safe is our money??? I'm making that my next assignment. These are different times than Jimmy Stewart's movie and yet leverage and confidence are still the keys. Banks which are normally leveraged 10 to 12 times are now leveraged up to 45 times and nobody really knows at that. When I bought that ranch (on contract) I didn't realize until I backed out that I had inadvertently created over \$2 million dollars of the same credit money, and I was just one person. The seller bought property on contract too... and the next seller did the same thing... on and on. I believe in the greatest freedom possible, but there still needs to be a scoreboard somewhere.

I hope we don't make a witch hunt for problem banks and their rapacious traders. Ironically, they are the backbone of our free enterprise success which is basically a jungle. The big predators produce the most because of their voracity. Best if we keep them chained into competing productively, not robbing the banks. I'm sure they helped spread capital to industrial markets. But, like a football game wherein powerful men pitted against each other make wonderful by-products, rules are required now that weapons of mass destruction are available. Otherwise, football would be nuclear warfare. Also, we need to be able to watch the game- lest we allow announcers from giving us different action that would put dollars in their pockets (the whole derivatives industry did that). Instant replay also keeps the refs honest and accurate, well as good as can be. Yes, football is a wonderful example of free enterprise.

Greed should also be appreciated. We all have it. Without it where would be the competitive quest which has made our world unbelievably wealthy. Otherwise, we may not have made it past the lions. And government as referees works fine, but trying to make productive coaches out of people not tied to their success - won't cut serious competition. Nor can we pull spectators out of the stands as referees, unless they are well experienced. Where are the Teddy Roosevelt's when you need them?

www.longtermtrading.com

Advanced, Long Term Commodity Trading Systems & Money Management Tools

Our flagship system, Ready-Set-Go, is now rated a Top Ten Most Consistent Performing System by Futures Truth

- 100% mechanical - TradeStation or Windows software
- All use completely non-optimized parameters to trade across all time frames - no optimization games!
- All are tested against the same 21 commodity portfolio - no portfolio cherry-picking games
- Automatically adapts to changing market conditions
- Weekly & Monthly data - only place orders 1/wk or mo!

Visit our website & compare our systems extensive track records then decide for yourself !!

our world unbelievably wealthy. Otherwise, we may not have made it past the lions. And government as referees works fine, but trying to make productive coaches out of people not tied to their success - won't cut serious competition. Nor can we pull spectators out of the stands as referees, unless they are well experienced. Where are the Teddy Roosevelt's when you need them?

Questions? Comments?
You can contact Terry Rudd at
ruddcommodities@hotmail.com.

CTA RESOURCE REVIEW

Top 25 New CTAs - YTD Rankings

For Traders Reporting Results as of Nov 25, 2008

For CTAs with \$5,000,000 or Less under Management

Who commenced trading January 2004 or later

Manager	Ytd Return	Current Losing Streak	Assets Under Mgt	Program Start Date
1 YaoSun Strategic Investments - E Mini Prg	342.36%	0.00%	\$51,000	Jul-08
2 MSLO Asset Management - MAP	253.07%	0.00%	\$3,805,744	Sep-07
3 Tanyard Creek Capital, LLC - Livestock Program	155.63%	0.00%	\$117,840	Jun-08
4 Barbashop L.L.C., The - Institutional Prg	119.83%	0.00%	\$1,333,686	May-08
5 Bayside Pacific Advisors - Global Managed Futures	71.25%	-6.46%	\$1,622,877	Aug-07
6 Vision Capital Mgt, LLC - Global Futures 2X	67.32%	0.00%	\$3,200,000	Sep-08
7 Clarke Capital Mgt, Inc. - Omega Prg	58.15%	0.00%	\$4,500,000	Jan-07
8 EuroCapital Management - Eurofin (C)	54.46%	0.00%	\$127,483	Apr-08
9 Waypoint Capital Mgt - Diversified Futures 2XL	49.15%	0.00%	\$2,500,000	Dec-07
10 Abel Capital Mgt, LLC - Conquistador Prg	46.40%	-4.97%	\$9,636	Feb-07
11 The Geometrical Technical Analysis Group, LLC - FX	43.47%	-5.88%	\$94,121	Aug-07
12 Integrated Managed Futures - Global Investment Prg	41.14%	0.00%	\$4,400,000	Feb-07
13 Integrated Managed Futures - Multi Strategy Prg	36.74%	0.00%	\$4,750,000	Jan-08
14 Robinson-Langley Capital Mgt, LLC - MAP	29.00%	-0.35%	\$4,000,000	Jan-07
15 Faulkner Capital Inc. - Systematic Metals & Currency Prg	28.73%	0.00%	\$700,000	May-08
16 Vaca Capital Mgt - Global Diversified 2X	28.35%	-14.00%	\$1,400,000	Jan-08
17 Postrock Capital Mgt - Ag Spread Pr	26.25%	0.00%	\$383,968	May-08
18 FirstPoint Advisors - Equity Market Advisor	23.63%	0.00%	\$673,179	Mar-07
19 CTS Capital Mgt - Diversified II Prg	22.86%	-1.84%	\$4,846,112	Mar-06
20 Lone Wolf Investments - Emission Instrument Prg	19.83%	0.00%	\$388,000	Jan-07
21 Futures Truth Co - SAM 101	18.01%	0.00%	\$650,000	Oct-07
22 Schwab Capital Advisors LLC - Options Prg (C)	15.52%	-21.54%	\$20,000	Aug-07
23 LEVEX Capital Mgt - IPCVB	14.93%	0.00%	\$17,079	May-08
24 Pacific Capital Advisors Inc. - Vanguard Prg	14.41%	-1.42%	\$1,435,243	Apr-07
25 Mullaney Invst Mgt - Moderate Prg	12.57%	-4.75%	\$186,957	Dec-06

Past Performance is not indicative of future results. There is a risk of loss in futures trading.

Data Source: Autumn Gold

THE RISK OF TRADING COMMODITY FUTURES, OPTIONS AND FOREIGN EXCHANGE ("FOREX") IS SUBSTANTIAL. THE HIGH DEGREE OF LEVERAGE ASSOCIATED WITH COMMODITY FUTURES, OPTIONS AND FOREX CAN WORK AGAINST YOU AS WELL AS FOR YOU. THIS HIGH DEGREE OF LEVERAGE CAN RESULT IN SUBSTANTIAL LOSSES, AS WELL AS GAINS. YOU SHOULD CAREFULLY CONSIDER WHETHER COMMODITY FUTURES, OPTIONS AND FOREX IS SUITABLE FOR YOU IN LIGHT OF YOUR FINANCIAL CONDITION. IF YOU ARE UNSURE YOU SHOULD SEEK PROFESSIONAL ADVICE. PAST PERFORMANCE DOES NOT GUARANTEE FUTURE SUCCESS. IN SOME CASES MANAGED ACCOUNTS ARE CHARGED SUBSTANTIAL COMMISSIONS AND ADVISORY FEES. THOSE ACCOUNTS SUBJECT TO THESE CHARGES, MAY NEED TO MAKE SUBSTANTIAL TRADING PROFITS JUST TO AVOID DEPLETION OF THEIR ASSETS. EACH COMMODITY TRADING ADVISOR ("CTA") IS REQUIRED BY THE COMMODITY FUTURES TRADING COMMISSION ("CFTC") TO ISSUE TO PROSPECTIVE CLIENTS A RISK DISCLOSURE DOCUMENT OUTLINING THESE FEES, CONFLICTS OF INTEREST AND OTHER ASSOCIATED RISKS.

PROSPECTIVE CLIENTS SHOULD NOT BASE THEIR DECISION ON INVESTING IN THIS PROGRAM SOLELY ON THE PAST PERFORMANCE PRESENTED. ADDITIONALLY, IN MAKING AN INVESTMENT DECISION, PROSPECTIVE CLIENTS MUST ALSO RELY ON THEIR OWN EXAMINATION OF THE PERSON OR ENTITY.

FOR THE RECORD



Enforcement Press Releases From the CFTC

September 2008

Futures Commission Merchant Nations Investments, LLC and Members of Two South Florida Families Ordered to Pay \$5.4 Million to Settle Undercapitalization and False Statement Charges Brought by the CFTC, 5538-08, September 2, 2008.

California Commodity Pool Operator and its Sole Manager Charged in Federal Court with Commodity Pool Fraud, 5539-08, September 3, 2008.

CFTC Orders Sempra Energy Trading LLC to Pay \$175,000 to Settle Trading Card Violations in Connection with Natural Gas Futures Trading on the NYMEX, 5540-08, September 4, 2008.

South Florida Residents Frank Anthony DeSantis III and Doreen Rose Valko Ordered to Pay More than \$8 Million in Restitution and Penalties for Operating a Foreign Currency Options Scam, 5544-08, September 16, 2008.

U.S District Court Imposes Sanctions of More than \$2.9 Million Against Foreign Fund, Two Individuals, and a Tennessee Corporation in CFTC Anti-Fraud Action, 5545-08, September 16, 2008.

Joseph Clark Lavin and His Companies Ordered to Pay More than \$23 Million in Restitution and Civil Monetary Penalties in Retail Foreign Currency Options Case, 5548-08, September 18, 2008.

CFTC Files Action to Revoke the Registration of Portland, Oregon, Hedge Fund Beacon Rock Capital, LLC, 5549-08, September 18, 2008.

Pennsylvania Resident Gary Scholze Ordered to Pay \$1 Million Civil Monetary Penalty in Commodity Futures and Options Anti-Fraud Case, 5550-08, September 18, 2008.

CFTC Files Action to Revoke the Registration of Philadelphia Alternative Asset Management Company, 5554-08, September 24, 2008.

CFTC Sanctions Four Registered Commodity Pool Operators for Failing to File Timely

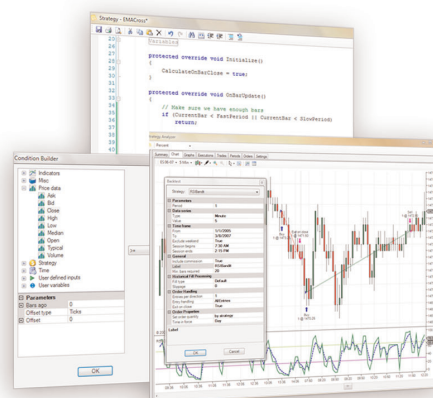
NINJA TRADER™

Architects of electronic trading innovation.

Start to finish!

Develop. Test. Automate.

NinjaTrader is the industry's most flexible, end-to-end real-time strategy development and automation platform.



- **FREE development platform**
- **Futures, forex and equities**
- **C# based**
- **High-performance backtesting**
- **Strategy optimization**
- **Real-time simulated testing**
- **Automate live through 100's of brokerages**

► **Download now at ninjatrader.com**

Commodity Pool Reports with the National Futures Association, 5555-08, September 24, 2008.

CFTC Sues Boca Raton Resident Michael A. Meisner and His Company, Phoenix Diversified Investment Corp., in Commodity Pool Anti-Fraud Action, 5556-08, September 25, 2008.

CFTC Charges North Carolina Man and Two Companies with Solicitation Fraud and Misappropriation of Approximately \$1.3 Million of Customer Funds in Commodity Pool Scheme, 5558-08, September 29, 2008.

U.S. District Court Orders Five Individuals and Firms to Pay More than \$23 Million in Connection With the CFTC Cooperative Law Enforcement Investigation "Operation Wooden Nickel", 5557-08, September 29, 2008.

October 2008

CFTC Charges Michael Derrick Peninger and His Company, CSA Trading Group, Inc., With Fraud and Misappropriation in \$1 Million Commodity Pool Scam, 5559-08, October 1, 2008.

CFTC's 2008 Fiscal Year Enforcement Roundup: Agency Files 40 Actions, Obtains Record Amount in Penalties and Fines, Discloses Crude Oil Investigation, Forms Forex Task Force, 5562-08, October 2, 2008.

Jacksonville Resident Stephanie Ann Gallitano and Her Fort Lauderdale-Based Companies Ordered to Pay More than \$5 Million in Restitution and Civil Monetary Penalties in CFTC Forex Anti-Fraud Action, 5563-08, October 3, 2008.

CFTC Sanctions Former NYMEX Clerk Brian Keane \$90,000 for Fraudulent Trade Practice Scheme, 5564-08, October 6, 2008.

Western Virginia Man Found Guilty of 37 Counts Related to Defrauding Commodity Pool Investors out of Millions, 5567-08, October 24, 2008.

California Resident Jinsup Choi Ordered to Pay More than \$10 Million in Restitution and a \$1 Million Monetary Penalty for Defrauding Investors in a "Ponzi" Scheme Involving Commodity Futures Contracts, 5568-08, October 24, 2008.

Vendor Directory **#6-2008**

Sys #	System Name	Cost	# of Parameters	Release Date	Rank this issue	Notes:
-------	-------------	------	-----------------	--------------	-----------------	--------

Advanced Systems

297 Sassafras Dr. • Easley, SC 29642
 Voice: (864) 220-5542 • info@advancedsystemsinc.com • www.AdvancedSystemsInc.com

224	Anticipation	?	?	May-95	67	Black Box
295	Anticipation II	?	?	Jan-99	93	Black Box
504	Natural Gas Trader - MA	?	?	Aug-05	15	Black Box
505	Natural Gas Trader - GA	?	?	Aug-05	23	Black Box
506	Natural Gas Trader - LA	?	?	Aug-05	111	Black Box
526	Natural Gas Offense	?	?	Aug-05	6	Black Box
573	Anticipation III	?	?	Jan-06	219	Black Box
574	Anticipation IV	?	?	Jan-06	229	Black Box

Advanced Trading Systems

Charles Tanti
 www.ats3200.com • ats972@ats3200.com

361	ATS-3200	\$2,750	?	Jan-01	201	Black Box. Download a 30 day demo at
362	ATS-6400	\$1,950	?	Jan-02	170	www.ats3200.com.

Allen, R.C.

(916) 622-9397

31	The Miracle Trading Method	\$99	4	Jun-86	254	
----	----------------------------	------	---	--------	-----	--

Antrobus, Beverly

antbevca@yahoo.ca

575	PowerTrader	See vendor	???	Oct-06	210	
611	Four Ducks	See vendor	???	Feb-08	129	

AutoTrading Systems

Tim Rea
 54 Paton Road, R.D. • Richmond, Nelson 7081 • New Zealand
 Phone: +64-3-669-0770 • www.autotradingystems.com • info@autotradingystems.com

599	Auto 2 Way	See vendor	???	Aug-07	251	
601	Auto ExtremeR	See vendor	???	Aug-07	189	
603	Auto Core Duo	See vendor	???	Aug-07	70	
633	Auto NRangeR	See vendor	???	Apr-08	217	
641	Auto NRangeR Short Term	See vendor	???	Apr-08	130	

Barna, Mike

7227 Glenview Dr. • San Jose, CA 95120
 Voice: (408) 356-1800 • Fax: (408) 358-8024 • mike@tradingssystemlab.com
 www.TradingSystemLab.com and www.MesaSoftware.com

266	Magnet	\$2,000	<5	Nov-97	244	Black Box systems have constant parameters.
269	Basis	\$2,500	<5	Jan-98	84	Cost includes Software only on all systems
270	Basis II	\$2,500	<5	Jan-98	167	by Alfaranda CTA.
278	Compass	\$2,500	<5	Mar-98	75	
279	Arcs/Arcs-DT	\$3,750	<5	Mar-98	157	Arcs can also be utilized to day trade
302	ArcsPlus	\$3,750	<5	Aug-99	86	the S&P500 using intraday data.
318	Weaver	\$2,500	<5	Jul-00	22	
319	Weaver-MT	\$2,500	<5	Jul-00	134	
367	Zeeport	\$2,900	<5	Dec-02	176	
395	Brix	\$3,500	<5	May-02	9	
426	Tzar	\$2,900	<5	Mar-03	160	
432	Alfa-MAXX	\$2,900	<5	May-03	20	

Been, Erik

1435 Kendall Dr. • Boulder, CO 80303

262	William Tell Bonds	\$3500 software \$4000 disclosed	>10	Sept.97	88	Short term pattern recognition system designed for TradeStation.
-----	--------------------	-------------------------------------	-----	---------	----	---

Bristor, Joe

Veteran Trader Services
 3134 Wright St. • Sacramento, CA 95281
 (916) 485-0555

26	Night & Day Day-Trading		>10	Jan-87	212	Sold Out
42	QUAD Level Trend System	\$995	3	Dec-87	119	Optimized 12/1/87

Brock, Gila

Market Data Corp.
 3910 FM 1960 West # 230 • Houston, TX 77068
 (800) 433-7068

114	Second Income	\$495	6	Feb-91	27	Software to Day Trade SP 500
-----	---------------	-------	---	--------	----	------------------------------

Brown, Kevin

Capital Concepts
 2316 Lavendale Ct. • Austin, TX 78748
 (800) 433-7068 • www.swingtraderguide.com

296	Capcon1	\$249	>5	Jan-99	99	E-mail kbrown@lords.com
-----	---------	-------	----	--------	----	-------------------------

Sys #	System Name	Cost	# of Parameters	Release Date	Rank this issue	Notes:
-------	-------------	------	-----------------	--------------	-----------------	--------

The Center for Commodity Research and Trading, Inc.

141 W. Jackson Blvd., Suite 188-A
 Chicago, IL 60604
 Voice: (312) 528-3171 • Fax: (312) 902-6234 • info@cctr.com • www.cctr.com

365	Advent	????	????	Jan-02	46	Long Term Multi-Mkt TrendFollowing System
-----	--------	------	------	--------	----	---

Chalek, Mike

Universal Technical Systems, Inc.
 P.O. Box 1665 • Estes Park, CO 80517
 Voice: (970) 430-9169 • wetradeall@aol.com • www.tradefutures.com

562	Dual Thrust	See vendor	4	Aug-06	25	Four optimizable parameters; also ranked in Forex MPT. CT and KC were replaced with SV, GC and MD effective 8/07 per vendor's request.
590	Dual Thrust 2	See vendor	4	Mar-07	36	

Chan So Han

chansohan@gmail.com

534	CrudeExtreme	\$1,995	????	Jan-06	90	
606	Crude Day Trader	\$1,995	????	Aug-07	214	

Cheung, Rickey

www.rc3200.com

461	RC Success	????	????	Apr-04	68	
519	RC Success 3	????	????	Nov-05	31	
565	RC Chance	????	????	Oct-06	148	
566	RC Book 2	????	????	Oct-06	62	
567	RC Edge	????	????	Oct-06	237	
570	RC Advance ++	????	????	Dec-06	230	
576	RC Shine	????	????	Feb-07	152	
592	RC Courage	????	????	Jun-07	266	
597	RC Chance+	????	????	Aug-07	147	
598	RC Trend	????	????	Aug-07	247	
610	RC Intermediate	????	????	Dec-07	135	
631	RC Proof+	????	????	Apr-08	136	
632	RC Super	????	????	Apr-08	77	
642	RC Countertrend	????	????	Jun-08	165	
643	RC Beginner	????	????	Jun-08	48	
644	RC Constant	????	????	Jun-08	131	

Clayburg, John Dr.

29568 Hwy. 141 • Coon Rapids, Iowa
 (712) 684-5239

234	Belly Trader	?	<5	Dec-95	281	Simple system to trade the pork bellies.
250	Cyclone	\$2,900	>10	Jul-96	13	S&P daytrade system for Trade Station

Creative Breakthrough, Inc. CTA

Jack F. Cahn, CMT
 7500 West Lake Mead Blvd., Suite 9-151 • Las Vegas, NV 89128
 One Poinsettia Ct., Unit #25 • Emerald Springs - Mooloolaba • QLD Australia 4557
 Toll-free from US (800) 618-3820 • in Australia 61-7-5444-5762
 jfc@traderassist.com • www.traderassist.com

405	% C Daybreaker	See vendor	?	Oct-02	92	
605	GEMS Nat Gas Mini	See vendor	?	Jun-07	238	

Creative Trading Systems

Fanus Sevenster
 P.O. Box 631429 • Irving, TX 75063
 info@CreativeTradingSystems.com • www.CreativeTradingSystems.com

511	CTS Crash Control	?	<5	Oct-05	250	
-----	-------------------	---	----	--------	-----	--

Culler, Mike

c/o Futures Truth Co. 294 N. Hillside Rd. • Hendersonville, NC 28791
 (828) 697-0273

104	Mike Culler System	\$400	4	Jul-89	246	Not Optimized
-----	--------------------	-------	---	--------	-----	---------------

Day Trading Institute

1501 Brazos Trail, Suite A • Plano, TX 75075
 (214) 424-9122

136	Delta Threshold	\$975	<5	Oct. 90	262	System to daytrade the S&P 500
-----	-----------------	-------	----	---------	-----	--------------------------------

Daytrading Educators

7909 Morningdew Dr., Suite 1216 • Plano, TX 75025
 (972) 567-9350 • www.daytradingeducators.com

386	Balance Point	See vendor	<5	May-02	53	System to daytrade the S&P 500
-----	---------------	------------	----	--------	----	--------------------------------

Dennis, Robert Jr.

P.O. Box 534 • E. Bridgewater, MA 02333
 (508) 378-7385

4	Dennis Relative Strength	?	<5	Jun-86	225	Not Optimized
105	Scooter	\$365	2	Dec-89	128	Not Optimized

Duffy, Joe

102a	Pulsar Impulse	\$244	>5	Jan-89	208	Optimized 3/88. Simple rules
102b	Pulsar Volatility	for both	>5	Jan-89	50	

Sys #	System Name	Cost	# of Parameters	Release Date	Rank this issue	Notes:
eForex, Ltd.						
Hafliði Eliasson • Sudurgata 29 • 101 Reykjavik, Iceland www.simnet.is/eforex • eforex@simnet.is						
436	S&P Day	\$2,000	?	Jun-03	240	
445	EuroDynamics LT	\$950	?	Sep-03	10	
Ehlers, John						
MESA Box 1801 • Goleta, CA 93116 (805) 969-6478 • Mike Barna (408) 356-1800 • www.mesa-systems.com						
255	Sierra Hotel	\$995 TS or SC software \$495 Mesa DLLs	?	Jan-97	200	TradeStation compatible software with proprietary Mesa DLLs. Tradestation programming by Mike Barna.
268	R-MESA 3	Call Vendor	?	Jan-97	108	R-Mesa is a synthesis of Mesa and R-Breaker
321	MESA Bonds	Call Vendor	?	Jul-00	1	
411	R-MESA 5	Call Vendor	?	Mar-02	104	R-Mesa is a synthesis of Mesa and R-Breaker
412	Mesa Max	Call Vendor	?	Mar-02	194	
435	Mesa T-Notes	Call Vendor	?	Jan-03	277	
eMarCoSoft y Cia Ltda						
John Lozano Calle 94 No. 11-29 Of. 604 • Bogota, Columbia www.emarcosoft.com • info@emarcosoft.com						
558	ZumaFria	Contact Vendor	?	Nov-05	192	Black Boxes - TradeStation compatible
559	OCTANE92	\$4,995	?	Nov-05	181	All systems are also custom programmable for eSignal, Metastock or stand alone applications.
582	Red Copper	\$1,495	?	Jan-07	243	
583	Aussie Trader	\$2,995	?	Jan-07	51	
584	Kannatta	\$2,995	?	Jan-07	249	
585	Maya Legacy	\$9,995	?	Jan-07	215	
591	PUMP#1	\$4,995	?	Jan-07	221	
607	HO - No.2	Contact Vendor	?	Nov-07	183	
608	Trigo	Contact Vendor	?	Nov-07	81	
609	Maiz	Contact Vendor	?	Nov-07	79	
Fast Market Systems						
Stuart Davis 7042 Winter Ridge Place • Castle Rock, CO 80108 804-201-1114 • fastmarketsystems@comcast.net • www.fastmarketsystems.com						
507	FMSadvantage	See vendor	?	Sep-05	235	
Financial Facilitators						
2125 Kimberly Circle • Eugene, OR 97405-5821 (800) 256-6248 • SPU@finf.com • www.finf.com						
232	SPIU	\$1250 software \$495 Annual	>10	Sep-95	227	Short term system trading the S&P.
First Global Capital Management						
Paul Fribush RIA, CTA 1813 Madison Ave. • Greensboro, NC 27403 336-282-9450 • Fax 336-282-7213 • pfribush@aol.com						
404	FGC Emerald	See vendor	?	Oct-02	195	Money management program only
Fisher, John						
Skyline Computers • 36 Clarendon Rd. • Asheville, NC 28806 (828) 285-9952						
387	Tuition Long Term	\$995	?	May-02	28	Available in Excel or TradeStation format
Fitschen, Keith						
Trade System 9220 Holly Hill Farm Rd. • Charlotte, NC 28277 (800)372-3942 • Fax: (704) 752-7992 • support@trade-system.com • www.trade-system.com						
207	Aberration	\$2,295	<5	Dec-93	78	Longer term model that comes with software.
300	Aberration Plus	Call Vendor	>5	Mar-99	182	Aberration with trailing stop logic.
366	I-Master	\$10,000	?	Nov-01	4	By Keith Fitschen and Murray Ruggiero.
Ford, Joseph						
www.daytraderfutures.com • spartan@daytraderfutures.com						
535	Spartan	See vendor	?	Feb-06	172	
640	Propero	See vendor	?	Apr-08	143	
Founder Trading						
www.foundertrading.com • info@foundertrading.com						
538	Keystone	See vendor	????	Apr-06	169	These systems may only be traded through participating brokers.
552	Maxim	See vendor	????	Apr-06	19	Monthly system subscription fees are based on the system selected & the number of contracts being traded. Contact vendor for complete details.
553	ArchHelix	See vendor	????	Apr-06	NLT*	
Fox, Dave						
P.O. Box 114, Hancock, ME 04640 (866) 749-3228 (US & Can) • 386-428-8847						
236	Dollar Trader for Currencies	\$1,500	10	Jan-96	204	Software Package, also available in TradeStation format

Vendor Directory #6-2008

Sys #	System Name	Cost	# of Parameters	Release Date	Rank this issue	Notes:
Futures Truth Co.						
294 N. Hillside Rd. • Hendersonville, NC 28791 (828) 697-0273						
240	Dynamic Breakout	\$300	>5	Mar-96	115	Simple adaptive rules can be put into Excel Russel Sands is the primary source of Turtle teaching along with its many facets. 1361 S. Federal Highway, Boca Raton, FL 33432. Monthly lease basis only System logic revealed in TradeStation code.
249	F.T. version Turtle Trading	\$100	>10	Jan-90	109	
281	Samurai 7	\$300/month	>5	May-98	21	
282	Samurai 31	\$300/month	>5	May-98	NLT*	
283	Samurai 35	\$300/month	>5	May-98	280	
303	Dyn Moving Avg Crossover	\$50	>5	Aug-99	139	
Gettes, Lee						
1799 Kiowa Ave #107-646 • Lake Havasu City, AZ 86403 (928) 855-3728						
59	VOLPAT	\$1,500	>5	Oct-88	35	Simple rules to Day Trade SP. Simple rules to Day Trade Bonds. Rules to short term trade many commodities.
121	BondPat	\$295	<5	Mar-91	283	
203	Market Mapping	\$2,900	>10	Jan-94	234	
Gibbs, Andrew						
7B Takutai St. • Parnell • Auckland NZ www.aqxtreme.com • andrew.gibbs@xtra.co.nz						
480	Mechwarrior	Lease or purchase	?	Dec-04	76	Lease through Attain Capital or contact vendor for purchase information. Lease through Attain Capital or contact vendor for purchase information. Lease through Attain Capital or contact vendor for purchase information. Lease through Attain Capital or contact vendor for purchase information.
485	Mechwarrior ES	Lease or purchase	?	Dec-04	97	
578	Black Crusader UD	Lease or purchase	?	Jan-07	55	
579	Black Crusader UD - Mini	Lease or purchase	?	Jan-07	57	
Grimes, Adam						
adamgrimes@mindspring.com						
451	Longrifle	\$2,500	?	Jan-04	140	
Hamedanian, Parviz						
www.Market-Rider.com • parvzh5@yahoo.com						
383	Market Rider	\$2,500	?	Apr-02	162	
Harvest Trading Co.						
193	Kylie	\$3,500	12	Jun-93	127	Simple mechanical system.
Hughes, Chuck						
741 Cox Rd. • Moorestown, NJ 08057 (609) 234-3903						
265	Dynamo	\$3,500	>10	Jun-97	122	Rules and software. ** BLACK BOX **
Imgraben, David						
Suite 4, Level 1 • 3240 Surfers Paradise Blvd. • Surfers Paradise Queensland • AUSTRALIA 4217 Phone: +61 417 617 310 david@jawstrading.com						
615	Crude Spyder	See vendor	????	Feb-08	121	CTP is comprised of 3 Bond systems: CTP 1, CTP 3 & CTP 4
616	US60Min	See vendor	????	Feb-08	239	
617	CTP	See vendor	????	Feb-08	218	
618	RUMI	See vendor	????	Feb-08	228	
Jaekle, Urban						
Parcusstr. 17a • 64293 Darmstadt • GERMANY Ujaelke@aol.com • www.toptrader-report.com						
496	Time	See vendor	????	Apr-05	209	
Jewell, Greg						
g_jewell_temp@yahoo.com						
581	SledgeHammer	\$1,399	<5	Jan-06	141	
Keating, Mark						
Better Trading 3219 Yonge St. #311 • Toronto, Ontario M4N 2L3 • CANADA keating@itrends.com						
399	Prism Growth	\$1,600	?	Aug-02	206	
Keener Capital Management. LLC						
www.keenercapital.com • (888) 697-0991						
378	Octane	\$999	<5	Apr-02	44	Fully disclosed. TradeStation compatible.
430	Shockwave	\$1,499	<5	Aug-04	224	
Kelly, Vilar						
11 Pinecrest Drive • Flat Rock, NC 28731 (Mike Barna (408) 356-1800						
242	The Big Blue	\$1,000	10+	Aug-96	124	Simple S&P Daytrade system.

Sys #	System Name	Cost	# of Parameters	Release Date	Rank this issue	Notes:
-------	-------------	------	-----------------	--------------	-----------------	--------

Knees, Hans Guenther

Gruener Weg 8 • 35641 Schoeffengrund • GERMANY
GK-TradingSystems@web.de

294	GK - Currency Trader	\$2,950	<5	Aug-98	17	Longer term multi-market system. Formerly known as Accordance.
348	GK - Interest Trader	\$2,950	????	Feb-02	222	
349	GK - Energy Trader	\$2,950	????	Feb-02	30	
487	GK - Energy Trader II	\$2,950	????	Nov-04	18	
488	GK - Meat Trader I	\$2,950	????	Nov-04	161	
489	GK - Energy Trader	\$2,950	????	Nov-04	5	
550	GK - Universal Trader I	See vendor	????	Mar-06	188	
551	GK - Universal Trader II	See vendor	????	Mar-06	125	

Korzenecki, Giles

141 W. Jackson, Suite 1800A • Chicago, IL 60604
888-281-9566 • gkorz@foxinvestmentx.com • www.marketdirection.net

307	Amos' Root	\$75/month	>5	May-00	72	Trend following systems.
308	US One	\$75/month	>5	May-00	39	
332	Genesis B	\$75/month	>5	Jan-01	186	
333	Black Gold	\$75/month	>5	Jan-01	40	
334	JJ	\$75/month	>5	Jan-01	132	
384	Market Direction	\$75/month	>5	Mar-02	63	
413	SPMD 500	\$200/month	????	Apr-05	95	

L'eau Prosper Research

Phone (305) 517-7328 • Fax (305) 735-8003
leauprosper@leauprosper.com • www.leauprosper.com

636	LPR Quantitative L2	See Vendor.	???	Mar-08	173	
637	LPR Quantitative S2	See Vendor.	???	Mar-08	106	
639	LPR Quantitative M3	See Vendor.	???	Apr-08	213	
645	LPR Quantitative A2	See Vendor.	???	May-08	158	
646	LPR Quantitative P2	See Vendor.	???	May-08	226	

LeBeau, Charles

Sys. Traders Club
50-B Peninsula Center Drive, # 324 • Rolling Hills Estates, CA 90274
Traderclub@aol.com

273	Big Dipper	\$250	<5	Jun-97	269	LeBeau, Lucas and David Elden have formed the System Traders Club. Their objective is to provide robust and simple systems to their subscribers. All logic is fully disclosed and Trade Station code is available.
274	Lil' Dipper	\$250	<5	Aug-97	87	
275	25 X 25	\$250	<5	Oct-97	241	
297	Serendipity	\$250	<5	Jan-99	265	
298	Sidewinder	\$250	<5	Jan-99	196	
331	Crossbow	\$250	<5	Oct-99	199	
335	Strategic	\$250	<5	Oct-99	185	

longtermtrading.com

2736 Brentwood Pl. • Davis, CA 95616
(530) 758-6969 • Fax: (530) 758-5173 • info@longtermtrading.com

338	Countdown	\$695	<5	May-01	223	Longtermtrading.com firmly believes that all potential traders must be fully informed as to a system's long term, non-optimized track record prior to its use. They strongly advise all prospective customers to fully explore their systems' track records on
339	Waverider	\$995	<5	May-01	80	
340	Ready-Set-Go	\$995	<5	May-01	105	
343	CoatTails	\$695	<5	May-01	216	
380	Anomaly 1	\$995	<5	Mar-02	69	
381	Anomaly 2	Both \$1295	<5	Mar-02	65	

Lowry, Scott

9827 Waltham Dr. • Richmond, VA 23233
(804) 741-8765 • Fax: (804) 741-1654 • www.FutureMagic.com

309	Theta	\$250/quarter lease only	???	Jun-00	116	Black box system available for lease only. Trade the first 60 days free.
-----	-------	-----------------------------	-----	--------	-----	---

Maeder, Eric & Best, Richard

Best & Co.
16 place Longemalle • 1204 Geneva Switzerland
41 22 3107700 • (Fax) +41 22 3107707 • www.vega-system.com

291	Vega	\$3,800/year Lease only	????	Jun-88	248	A short term cycle based program.
-----	------	----------------------------	------	--------	-----	-----------------------------------

Marshall Capital Group, Inc.

Steve Marshall
817 Colorado Ave., Suite 105 • Glenwood Springs, CO 81601
Voice: (970) 384-2722 • Fax: (970) 384-2997 • steve@marshallcapitalgroup.com

400	DiracTrend	See Vendor.	????	Sep-02	58	
-----	------------	-------------	------	--------	----	--

McLarney, David

1003 Milchlmg Drive • Bel Air, MD 21015
(410) 893-8928 • Fax: (410) 638-0208 • flya7571@home.com

347	STO-X	\$500/ea	<10	Jan-01	133	TradeStation compatible trading systems.
346	High/Low Swing	or \$800 for both	<10	Jan-01	94	

Sys #	System Name	Cost	# of Parameters	Release Date	Rank this issue	Notes:
Mermer, Michael						
Traders Software Voice: (954) 753-0199 • Fax: (954) 753-1804 • tsci@bellsouth.net						
256	Expert Trader Short Term	????	????	Apr-97	191	Black Box TradeStation compatible software. The ETS Daily can trade a portfolio of markets.
257	Expert Trader Long Term			Apr-97	49	
272	Expert Day Trader			Jan-98	38	
Michalak, Piotr						
Dynamicon ul.Chodkiewicza 6a/7 • 70-344 Szczecin • Poland office@futuresequity.com • www.futuresequity.com						
410	Statmirror	\$1,750	????	Nov-03	54	
Nakayama, Kazuhiko						
www.swingwaver.com						
525	Naka89	See Vendor.	????	Dec-05	268	
Nishimura, Takaiku						
1-13 Chester Court 906 * Nihonbashi-Koamicho, Chuo-ju * Tokyo JAPAN 103-0016 Voice: +81-3-5856-4601 www.wvitrading.jp/index2.html						
524	FUJIKO.N	Lease Only.	?	Dec-05	190	
548	24.Fujiko	Lease Only.	?	Mar-06	252	
Orben, Steffen						
865 West End Ave. Apt. 13A • New York, NY 10025 (212) 469-8052						
370	Geared Up	See Vendor.	<5	Mar-02	144	Simple rules.
401	Geared Up Mk I	See Vendor.	<5	Sep-02	205	Simple rules.
Orhan, Nihat						
+41-79-590 91 79 • isvip@bluewin.ch						
470	EGE 6%	\$2,500	???	Apr-04	285	
473	EGE 7 HighLow	\$2,750	???	Aug-04	272	
Panagakis, George						
555 Baywood Dr. • Newport Beach, CA 92660 (888) 887-1125 • george92075@aol.com						
221	Euro\$Indicator	\$475	1	Mar-95	258	Simple mechanical ED system
225	Bond and Yen Trading Sys	\$1,900	5	Aug-95	275	Simple mechanical system.
Pee, S.L. and Pee, M.H.						
Blk 660, #08-136 • Jin Tenaga • Singapore 410660 p6608136@magix.com.sg						
323	The Ultimate Trading Device I	\$3750 for both	<5	Aug-00	7	
324	The Ultimate Trading Device II		<5	Aug-00	71	
322	Moving Average Reversal Sys	\$1,075	<5	Jun-00	41	
350	Challenger	????	<5	Mar-01	89	
Petros Development Corp.						
Voice: (305) 630-9138 • Fax: (305) 574-7817 info@adromedafutures.com • www.andromedafutures.com						
364	Andromeda	\$995 Disclosed	????	Dec-01	174	See vendor for complete pricing structure.
409	Abalone	\$99	<5	Sep-02	42	
440	Pegasus	\$1,495	<5	Sep-03	155	
441	Andromeda 2	See vendor	<5	Oct-03	163	
Poxon, Dave						
Turning Point Research www.turningpointresearch.com Voice: (416) 907-2990 • Fax: (416) 907-9653						
568	Qtech S&P	\$1,299	????	Sep-06	274	
Profit Quest						
Route 4 Box 2100 • Montpelier, VT 05602 (802) 223-9705						
231	ProfitQuest	\$495	3	Dec-95	3	Simple system; Software included.
PWA Futures						
2607 Partridge Ave • Arlington, TX 76017 (972) 386-2901						
111	DCS II	\$995	4	Jan-90	259	Optimizable. Software.
196	Mystery System	\$95	2	Nov-93	159	Simple rules.
299	Trend One	\$125	3	Apr-99	197	
Reiter, Dave						
P.O. Box 698 • Gainesville, TX 76241 (800) 974-8707 • 940-759-2191 firstcapital@ntin.net • www.dynamictradinggroup.com						
467	Dynamic Trend Trader	\$199	10+	Apr-04	142	Fully disclosed

Vendor Directory #6-2008

Sys #	System Name	Cost	# of Parameters	Release Date	Rank this issue	Notes:
-------	-------------	------	-----------------	--------------	-----------------	--------

Ruggiero, Murray

1-866-550-0550
www.tradersstudio.com

515	Trend Harmony	\$999	???	Dec-05	177	Available with TradersStudio for \$1,499. Price includes TradersStuido Price includes TradersStuido
561	Super Turtle Trader	\$799	4	Dec-05	146	
571	Simple Harmony	See vendor	???	Dec-05	85	

Saidenberg, Rick

35 Tamarack Way • Pleasantville, NY 10570
rbreaker@spitfire.net

186	R-Levels	\$2,000	9	Jul-93	211	Simple rules; Trade Station code included. Trade Station code and R-Levels included.
187	R-Breaker	\$3,000	11	Jul-93	126	

Sanderford, Mrs. M.

34	Murlantic Cattle Method	\$50	4	Jun-82	278	Not optimized. Simple rules.
----	-------------------------	------	---	--------	-----	------------------------------

Schmidt, John

16 Augusta Drive, # 5 • Vernon, NJ 07462
(973) 209-0105 • jonpau@earthlink.net

106	1-2-3 System	\$300	5	Dec-89	145	Non optimized systems can be purchased through Futures Truth.
198	1-2-3-4 System	\$400	7	Dec-93	61	

Seival Systems

Carlos Chaves and Arthur Johannpeter
Rua Mostardeiro 157 Suite 1408 • Porto Alegre - RS- BRAZIL
cgchaves@hotmail.com • www.seival.com

404	SAGA	See vendor	???	Apr-04	195	
491	HiProb	See vendor	???	Jan-05	112	
572	Hi%Mid	See vendor	???	May-06	236	

Sentive Yen Trader

(504) 781-2014

248	Sentive Yen Trader	FREE	3	Jan-96	138	Described in TASC.
-----	--------------------	------	---	--------	-----	--------------------

Stafford Trading Co.

3340 Peachtree Rd. • Tower Place, Suite 1800 • Atlanta, GA 30326
(404) 812-5360 • (800)-270-1362

133	Universal	\$995 Rules/ \$350 Soft.	5	Oct-91	184	S&P Daytrade system designed for today's volatility
171	FT S&P Daytrade	\$650	6	Jun-92	101	
199	Universal LT	inc. in Univ.	5	Apr-93	264	
258	Stafford S&P Daytrade	\$1,200/\$1,800	9	Apr-97	26	
304	Pendulum	\$495	>5	Jan-00	150	
468	Universal 2.0	see vendor	5+	Nov-03	11	

Staman, Troy

P.O. Box 145 • Melbeta, NE 69355
trader@actcom.net

123	Reverse Trend Entry	\$350	12	Aug-89	263	Not optimized. Simple rules.
124	Black or White	\$295 Rules/ \$300 Software	3	May-90	29	Not optimized. Simple rules.

Stein, Tom

(800) 825-9030 • steintom@hotmail.com

397	Bond Blaster	Call for price	<5	Jul-02	193	
-----	--------------	----------------	----	--------	-----	--

Stowell, Joseph

Money Mgmt. Services
10314 Aldrich Avenue • North Rose, NY 14516
(315) 587-9651

204	NCR	\$1,000	10+	Dec-93	253	Not optimized. Rules.
-----	-----	---------	-----	--------	-----	-----------------------

Strategic Trading Systems, Inc.

Dean Hoffman (717) 766-7971
591-23 Geneva Drive • Mechanicsburg, PA 17055
(877) 682-5871 • Dhoffman@TradersTech.Net • www.TradersTech.Net

342	Checkmate	\$1,695	??	Apr-01	113	See vendor for complete pricing structure.
374	Synergy	\$1,995	??	Mar-02	52	
483	Fusion	\$2,495	??	Dec-04	151	

Sys #	System Name	Cost	# of Parameters	Release Date	Rank this issue	Notes:
Stuckey, Randy						
MindFire Systems 5 Cedar Lane • Crawfordsville, IN 47933 (765)866-8001						
212	Catscan	Same as Catscan II	6	Oct-94	276	Some markets have been dropped & added, check release date for each mkt. CatScan system with 1 more optimized parameter.
226	Catscan II	\$1875 Rules / \$150 T. S. code	6	Aug-95	156	
253	Golden SX	\$1,475	5	Jul-96	117	Simple system with 2 optimized parameters.
254	Golden SX CONST.	with GOLDEN SX	5	Jul-96	166	Same as Golden SX with fixed parameters.
280	Millennium 2000	\$1,475	5	Mar-98	114	Simple system with 2 optimized parameters.
344	STAT	\$1,475	<5	May-01	56	STAT system with fixed parameters.
345	STAT Constant	with STAT	<5	May-01	33	
421	Catscan III		>5	May-03	14	
422	Catscan III CONST.		>5	May-03	100	
563	Catscan IV	\$1,450	?	Nov-06	47	Discount available when upgrading from earlier version.
564	Catscan IV CONST	\$1,450	?	Nov-06	59	

Studnicki, Walter

C.E.R. Institute Inc.
PO Box 12176 • Scottsdale, AZ 85267
(602) 991-3410

17	Trender	\$377	6	Jan-87	260	Not optimized. Trading rules.
139	T Bonds Day Trade	???	6	Jan-87	175	Not optimized. Trading rules.
140	Support/Resistance	???	9	Jan-87	60	Not optimized. Trading rules.

TAURUS Corp.

Michael & Rachel Chisolm
One South Washington St. • Winchester, VA 22601-4129
(540) 667-4827 • Fax: (540) 667-7484 • taurusco@intelos.net • www.tauruscorp.com

177	Grand Cayman System	\$3,500	>5	Jun-92	203	Original version of this system. The price listed is for the Black Box.
-----	---------------------	---------	----	--------	-----	---

Thieme, Ronald

11012 Bushnell CT • Fort Wayne, IN 46845
(219) 490-6187

233	Zenith*1000	???	10+	Oct-95	207	Short term S&P system - TradeStation comp.
-----	-------------	-----	-----	--------	-----	--

TimingCharts.com

\$2,995
www.timingcharts.com • shay@timingcharts.com

604	Trend Weaver	???	???	Aug-07	73	
-----	--------------	-----	-----	--------	----	--

Tolan, John

1501 Walz Ave. • Glenwood Springs, CO 81601
(970) 948-6211 • info@trendchannel.com • www.trendchannel.com

292	Trendchannel	See vendor	<5	Jun-98	98	Very simple system that can trade a very diverse portfolio.
-----	--------------	------------	----	--------	----	---

Traders Software

Ray Copeland
4100 NE 2nd Avenue, Suite 211 • Miami, FL 33137
Fax: (206) 600-7348 • www.advantzteam.com/en/analytics/prophet.php

93	Trader's Profit Motive	\$2,500	3	Aug-89	74	Simple rules or software.
----	------------------------	---------	---	--------	----	---------------------------

The Trading Systems Broker

thetradingssystemsbroker@hotmail.com

619	Alpha DT	\$1,500	???	Jan-08	245	
620	Beta DT	\$1,500	???	Jan-08	255	
621	CTA3 SW	\$1,500	???	Jan-08	267	
622	CTA4 SW	\$1,500	???	Jan-08	284	
623	CTB3 SW	\$1,500	???	Jan-08	102	
624	CTB4 SW	\$1,500	???	Jan-08	282	
625	Delta DT	\$1,500	???	Jan-08	83	
626	Echo DT	\$1,500	???	Jan-08	271	
627	Kilo SW	\$1,500	???	Jan-08	45	
628	Lima SW	\$1,500	???	Jan-08	270	
629	Oscar SW	\$1,500	???	Jan-08	257	
630	Zulu SW	\$1,500	???	Jan-08	261	

Sys #	System Name	Cost	# of Parameters	Release Date	Rank this issue	Notes:
-------	-------------	------	-----------------	--------------	-----------------	--------

TradingVisions Systems, Inc.

7321 N. Altamont St. • Spokane, WA 99217

Voice (509) 466-8435 or (800) 878-1983 • Fax (330) 248-0034 • Systems@TradingVisions.com • www.TradingVisions.com

327	EarlyBird	\$2,995	<5	Jan-01	16	Price includes all EarlyBird releases
580	EarlyBird II	\$2,995	>10	Aug-02	34	Price includes all EarlyBird releases
415	Impetus	\$2,995	???	Jan-03	120	Price includes both Impetus releases
431	EarlyBird III	\$2,995	???	Mar-03	8	Price includes all EarlyBird releases
438	Spectrum	See vendor	???	Aug-03	187	
469	Axiom Index	\$2,995	???	Apr-04	153	
471	Axiom Long Term	\$1,250	???	Apr-04	96	
509	Delphi Universal	\$2,995	???	Sep-05	12	Price includes all Delphi releases
589	Impetus SP	\$2,995	???	Dec-06	24	Price includes both Impetus releases
594	Delphi Universal II Day	\$2,995	???	Jun-07	37	Price includes all Delphi releases
595	Delphi Universal II	\$2,995	???	Jun-07	43	Price includes all Delphi releases

Van Essen, Emil

2024 N. Racine Unit G • Chicago, IL 60614

(773)296-4363

288	EVE T-Bond Trader	\$1,000	>5	Mar-98	202	Trading Rules.
267	XS_Bonds	\$1,500	>5	Nov-97	242	Compatible with Easy Language.

Veecee Corp.

Van Gothreaux

209 Lauren Drive • Scott, LA 70583

Voice: (337) 344-9939

437	IVC Daytrader	\$200/month/SP	???	Aug-03	2	
-----	---------------	----------------	-----	--------	---	--

Waldock, Andy

Awaldock@aol.com • www.waldocksignals.com

306	DCB Bond System	See Vendor	6	Jan-00	256	
540	DCB Wheat	See Vendor	???	Dec-05	180	
541	DCB Crude	See Vendor	???	Dec-05	107	
542	DCB Lean Hogs	See Vendor	???	Dec-05	179	
543	DCB Coffee	See Vendor	???	Dec-05	168	
544	DCB Lumber	See Vendor	???	Dec-05	171	
545	DCB Natural Gas	See Vendor	???	Dec-05	154	
546	DCB Cotton	See Vendor	???	Dec-05	233	
547	DCB Swing	See Vendor	???	Dec-05	198	

Watson, Brian

558 Linville Rd • Kernersville, NC 27284

(336)785-0750

271	Athena	\$995	>5	Jun-96	110	Easy Language Code is available.
-----	--------	-------	----	--------	-----	----------------------------------

Wilder, Welles

Trend Research Ltd. • PO Box 128 • McLeansville, NC 27301

(336) 698-0500

65	Parabolic Stop	\$65	4	Jan-87	103	Rules for all systems are included in one book.
82	Directional Movement		2	Jan-87	118	
84	Swing Index System		7	Jan-87	178	
85	Volatility		5	Jan-87	91	

Wright, David

33 Fourwinds Road • London, Ontario • Canada N6K3L1

(519) 657-7402

125	Dual Cross	\$600	7	May-91	220	Not optimized.
247	Lil' Gapper II	???	3	Jan-91	279	Simple rules.
251	T-Bond 2000	???	5	Nov-96	286	Simple counter trend daytrading rules

Zwag, Peter

Voice: 61 3 9012 7596

info@tradedmaid.com • www.tradedmaid.com

450	Bounce 2	\$150/month	?	Jan-04	123	Lease US \$150 per mini Russell contract per month.
539	Turbo Trader Pro	\$150/month	?	Mar-06	66	

Commodity Research Institute



The trader's broker because we are traders ourselves.

~ System Trading

Atlanta, GA
(800) 270-1362
lundish@aol.com

~ Competitive Rates

Destin, FL
(800) 829-7708
cribroker@aol.com

Hendersonville, NC
(828) 692-4230
futurest@bellsouth.net

Introduce

~ Managed Accounts

with NFA member Commodity Trading Advisors

Rowayton, CT
(203) 838-5348
hillcwh@aol.com

For over 30 years . . .

Commodity Research Institute

CRI is a registered Introducing Broker and NFA member.

WWW.COMMODITYRESEARCH.COM

Derivative transactions, including futures, are complex and carry a high degree of risk. They are intended for sophisticated investors and are not suitable for everyone. There is a risk of loss in futures trading.

MORE TIME THAN MONEY?



LET FUTURES TRUTH
HELP YOU WITH YOUR
TRADING RESEARCH.

CONTACT US AT 828.697.0273 OR
INFO@FUTURESTRUTH.COM FOR
MORE INFORMATION.