


Translation powered by:



Source Language: Italian
Target Language: English

Click on a quote to find out more about professional translations

Have this text further clarified by a professional human translator for:
\$3,742.00 USD*



LESSON VIII

The PLANETARY CYCLES

The ears of the man were attempts to follow harmonious the musical movements, just while its eyes were attempts to perceive the movements of the celestial bodies, those two being sciences sisters, like the Pythagoreans declare.

Platone (347 to. C.) .Republic

INTRODUCTION

The Lesson has shown to YOU that the relative movements you of planets exist in harmonic relationships. This lesson will show that these periods and their harmonic relationships are

[1]

sincronizza you with the cycles in the securities market.

They have been employs various years to you from the author in order to search upgrades them correlations between the geocentric movements of planets and the cycles of the securities market. The conclusion obtained from this search has been that the techniques that use the geocentric positions produce turn out to you inconsistent. The analysts who use the geocentric data support that theirs turn out to you are corrected 50 or 60 for hundreds of the times and consider that one the decisive evidence of the effectiveness of their techniques. It is opinion of the author who a correlation of 50 or 60 percento is for null deserving risking to us over to the moneies.

To the contrary, the eliocentriche positions of planets produce one clear and consisting correlation with the reversal points of the securities market. Therefore, the eliocentrici data for all the job in this lesson and through this course are only used.

This lesson begins with greater the planetary cycles in order to define the main tendencies of the market. After that these main tendencies are established, they will be progressively analyzes the cycles to you of the smaller planets until will be explained the correlation between the Mercury cycle and the securities market. This means that when is it studies the greater cycles to you also the smaller cycles are exercising their infuence. This will provoke some shunting line in sure points, when a point of reversal in the securities market is delayed or anticipated for one of the smaller cycles. Therefore, when the precise dates of the reversal points are studied the greater cycles must have one "window" of tolerance greater than that one of the smaller cycles. This would have to be for nothing new for the students of analysis of the cycle. The explanation has been included here for those relatively new to the argument.

As the duration of the cycles progressively becomes more small, the "window" of tolerance becomes more small corresponding, until also the data records to you with the minuterem can be used for accurate predizioni. Like mentioned in Lesson V, **GEOMETRIC STRUCTURES**, not there is no practical limitation to the dimension of the time structure to which these techniques they can be applied. When a sufficient experience is caught up the markets can be regulated to you not beyond four minuterem of

[2]

resolution. This is very within the reliability of the data records to you.

In order to begin the analysis the diagrams will be only used salaries. This will eliminate, for how much possible one, the distortions caused from the smaller cycles.

ON A DIAGRAM SALARY ALL The VISIBLE CYCLES Of the SECURITIES MARKET ARE EXPLAIN To YOU From SIDEREAL MOVEMENTS ELIOCENTRICI And

SINODICI Of THREE GREATER PLANETS: URANO, SATURNO And GIOVE.

The periods of these cycles and their harmonicas are list to you in the following section. correspondence between the harmonicas of these cycles is diagrammata in Figure 6.2.

TO PASS IN REVIEW THE BAGGAGE OF ACQUAINTANCES

Excluding the orbiting Earth and planets beyond Urano, there are three greater planets:

(1) Giove (2) Saturno (3) Urano

And three smaller planets:

(4) Mercury (5) Venere (6) Mars

These are the planets that will be used in order to determine the cycles that they are sincroni with the securities market. The movements of greater planets are sincronizza you with the greater cycles in the securities market, and the movements of smaller planets are sincronizza you with the smaller cycles. The periods of planets are defined from two common systems of measurement. The sinodico period measure the period of time between two successive conjunctions of two planets. sidereal period measure the period of time of a planet with reference to fixed stars. Both these systems of measurement have meaning in the analysis of the cycle. The periods sinodico and sidereal of the greater planets that are sincronizza you with the cycles of the securities market are list to you under, with with their harmonic divisions.

The CYCLE OF URANO And ITS HARMONICAS

Fundamental tone = 84 years

Eighth (180°) = 42 years \cong Cycle of Saturno - Urano

Double eighth (90°) = 21 years \cong Cycle of Giove - Saturno

Fundamental/12 = 7 years = $\frac{1}{2}$ of the cycle of Giove - Urano, $\frac{1}{3}$ of the cycle of Giove - Saturno, $\frac{1}{4}$ of the cycle of Saturno

CYCLE SATURNO - URANO And ITS HARMONICAS

Fundamental tone = 45 years \cong Eighth of Urano

Eighth (180°) = 22 $\frac{1}{2}$ years \cong Double eighth of Urano

Double eighth (90°) = 11,3 years

Fundamental/12 = 3,75 years = two Mars cycles

The CYCLE OF SATURNO And ITS HARMONICAS

Fundamental tone = 30 years = Trino di Saturno - Urano

Eighth (180°) = 15 years = Trino di Saturno - Urano

Double Eighth (90°) = 7 $\frac{1}{2}$ years

Fundamental/6 = 5 years = Double Eighth of Giove - Saturno

CYCLE OF GIOVE - SATURNO And ITS HARMONICAS

Fundamental tone = 20 years = Trino of the cycle of Saturno

Eighth (180°) = 10 years = Trino of the cycle of Saturno

Double Eighth (90°) = 5 years = 60° of the cycle of Saturno

CYCLE OF GIOVE - URANO And ITS HARMONICAS

Fundamental tone = 14 years = 60° of the cycle of Urano

Eighth (180°) = 7 years = 30° of the cycle of Urano

Double Eighth (90°) = 3,5 years \cong Saturno - Urano/12

SUBDIVISIONS OF THE PLANETARY CYCLE OF 360°

Lesson XV, **RESONANCE SIMPATETICA**, it has shown as the periods of planets are subdivided in harmonic relationships along the aces of 15°, and with one greater long subdivision the aces of 30°. This subdivision supplies a useful instrument in order to identify the specific divisions of 30° of the orbit, since the astronomers (and the astrologi) uses a system that attributes the names to every division of 30° of the sky. This it arranges of identification will be used here for convenience. The twelve divisions of the sky and theirs correspondents names are list to you in Table 8.1.

Table 8.1**Names of the divisions of thirty degrees**

Of the sky

DEGREES FROM RAM DEGREE ZERO	NAME OF THE DIVISION	COMMENTS
0°	RAM	THIS CHOSEN E' POINT LIKE ZERO DEGREES, PERCHE' DEFINES WHERE THE SUN INTERCROSSES CELESTIAL EQUATOR MUOVENDO FROM SOUTH TO NORTH
30°	TAURUS	
60°	BINOCULARS	
90°	CANCER	THIS E' POINT WHERE THE SUN CATCHES UP POINT PIU' TO NORTH FAR AWAY
120°	LION	
150°	VERGINE	
180°	BALANCE	THIS E' POINT WHERE THE SUN MOVES FROM THE NORTHERN POSITION TO THE SOUTHERN POSITION
210°	SCORPION	
240°	SAGITTARIO	
270°	CAPRICORNO	THIS E' THE POINT WHERE THE SUN CATCHES UP POINT PIU' TO SOUTH FAR AWAY
300°	AQUARIUS	
330°	FISH	

If it finds more comfortable to see the circle of 360° in graphical shape, Figure 8.1 extension the circle divided in the 12 sections of 30°.

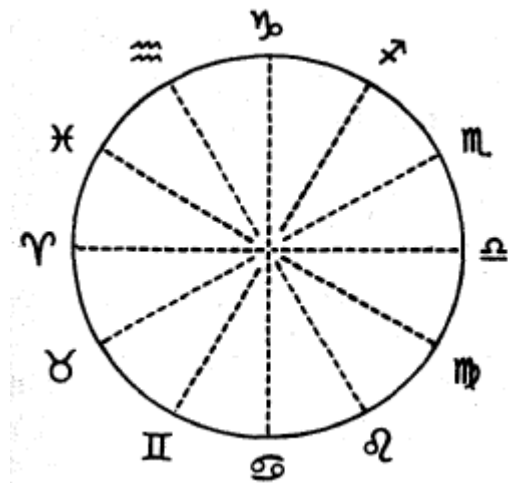


Figure 8.1
Subdivision of the cycles in the twelve divisions of 30°.

ANGLES BETWEEN PLANETS AND THE CORRESPONDENTS MUSICAL TONES

Also the angles between planets, that they divide the sinodico cycle in its harmonic, have traditional names. These names are list to you in Table 8.2 and will be used in this lesson.

Table 8.2

Names of the planetary angles and the correspondents musical tones

--	--	--

ANGLE BETWEEN PLANETS	NAME OF THE ANGLE	DIVISION OF THE CIRCLE IN 360°	CORRESPONDENT MUSICAL TONE
360 DEGREES	CONJUNCTION	1	TONE FUNDAMENTAL (c)
180 DEGREES	OPPOSITION	$\frac{1}{2}$	EIGHTH Of FUNDAMENTAL TONE (c)
120 DEGREES	TRINO	$\frac{1}{3}$	TWELFTH Of the FUNDAMENTAL TONE (g)
90 DEGREES	SQUARED	$\frac{1}{4}$	DOUBLE EIGHTH Of the FUNDAMENTAL TONE (there)
60 DEGREES	SESTILE	$\frac{1}{6}$	EIGHTH OF TWELFTH (g')
45 DEGREES	SEMI-QUADRATO	$\frac{1}{8}$	TRIPLE EIGHTH Of FUNDAMENTAL TONE (c'')
30 DEGREES	SEMI-SESTILE	$\frac{1}{12}$	DOUBLE EIGHTH OF TWELFTH (g'')

The PLANETARY CYCLES AND SECURITIES MARKET TETRA - THEY DETERMINE THE PROPORTIONS

The traditional analysts of the cycle have observed as the cycles appear in the securities market, repeat various times, then scompaiono without warning. After a period of time these cycles reappear with a phase shift from their original value, are repeated for various rhythms, then disappear of new. This problem of the cycles that scompaiono has confused the investigators of the cycle, literally, for

[3]

centuries. The astrologi they used the planetary cycles in order to at least foretell the prices of the grain until the thirteenth century ago. Also these astrologi wrote care the phenomenon of the cycles that scompaiono.

The acquaintance tetra - they of the financial markets determine the proportions explains the phenomenon of the cycles that scompaiono.

The CYCLES ARE REPEATED ALONG The FACE OF The GEOMETRIC STRUCTURE THAT IS PASSING THROUGH The PERCEPTION Of the MAN To THAT MOMENT. WHEN The FACE OF THIS COMPLETE E' STRUCTURE The STRUCTURE WHEEL IN ORDER TO EXPOSE The SUCCESSIVE FACE Of the STRUCTURE. The CYCLES ON THIS NEW FACE HAVE A PHASE SHIFT From the CYCLES On The PREVIOUS FACE.

The instruments develop to you in the Part of this course, **STRUCTURES PRICE - TIME**, they allow the analyst to identify its relative position within the structure price - time that is schiudendo. More meaningfully, they can be made of the precise future projections in order to foretell when the face of the structure will be completed and therefore, the changes of phase of the cycle can be anticipates to you. The fact that the regularity and the phase of a cycle depend on the face of the geometric structure will be tried in this lesson since the cycles are identify to you in the securities market that is repeated along the faces of the structures, identified in Lesson V, **GEOMETRIC STRUCTURES**. These cycles have experienced their phase shifts to the points identify to you in Lesson V as a completed face of the geometric structure under construction. When the new face wheel in the vision the market analysts are often surprises to attend the maximums and the minimums of the cycle that never do not arrive. This because they base their projections on a series of conditions that do not exist more. When the face of the structure is complete wheel outside from the sight, carrying with himself the conditions that existed on that face.

The SIDEREAL CYCLE OF URANO And The CORRELATION With the SECURITIES MARKET

Since the complete cycle of Urano is 84 years in duration, will be used the data salaries of along term in

[4]

order examining its correlation with the cycles of the securities market.

There are two meaningful correlations between the sidereal eliocentric movements of Urano and the securities market. First,

The QUARTER OF URANO CYCLE (90°), MEDIUM 21 YEARS, CORRESPONDS WITH The TENDENCIES ALTERNATED OF INCREASE And DECLINE In the SECURITIES MARKET.

Diagrams VIII.To and VIII.B is of the dedirezionata activity of the securities market of the USA from

[5]

the beginning of the NYSE in 1792 to 1914, and from 1914 to 1933, respective. They have been used two diagrams separates to you because the markets were sluices for a period of 4 months and means between the 31/07/1914 and the 12/12/1914, during the First World war. This closing broke the

[6]

process of existing increase.

In top to these diagrams it is shown when Urano completed a double quarter of cycle or eighth. The quarter of cycle of Urano makes the average of 21 years and is the half of the complete cycle of 42 years of the securities market.

[7]

The quarter of cycle of every cycle is extremely important because it defines the square. In the case of Urano, the quarter of cycle is reinforced from the sinodico period of the cycle Giove - Saturno (20 years). That is,

THE QUARTER OF URANO CYCLE, 90°, CORRESPONDS WITH ONE CONJUNCTION GIOVE - SATURNO.

The periods of quarter of cycle are reassumed in Table 8.3, where the first column lists the dates of average cycle of the securities market of 21 years. The second column identifies the position of Urano when the average cycle of 21 years of the securities market began. Column three lists the position of Urano when the average cycle of 21 years of the securities market ended. The quarter column of this table measure the difference between second and the third column, giving the distance total covered from Urano during the average cycle of 21 years of the securities market. The data of this table show as the average cycle of 21 years of the securities market has corresponded closely with the movements of 90° of Urano.

Table 8.3

Half cycle of 21 years of the securities market and of ninety degrees of Urano (quarter of cycle) (you see Diagrams VIII.To and VIII.B)

DATE OF 21 OF THE AVERAGE CYCLE OF THE SECURITIES MARKET	POSITION OF URANO TO THE BEGINNING OF THE AVERAGE CYCLE	POSITION OF URANO TO THE END OF THE AVERAGE CYCLE	DEGREES DISTANCES FROM URANO DURING THE PERIOD OF 21 YEARS
9/1794 - 3/1813	29 LION	26 SCORPION	87 DEGREES
3/1813 - 5/1835	26 SCORPION	27 AQUARIUS	91 DEGREES
5/1835 - 10/1857	27 AQUARIUS	27 TAURUS	90 DEGREES
10/1857 - 2/1878	27 TAURUS	27 LION	90 DEGREES
2/1878 - 4/1897	27 LION	26 SCORPION	89 DEGREES
4/1897 - 11/1919	26 SCORPION	0 FISH	92 DEGREES [8]
11/1919 - 4/1942	0 FISH	0 BINOCULARS	90 DEGREES
4/1942 - 6/1962	0 BINOCULARS	0 VERGINE	90 DEGREES
6/1962 - 9/1981	0 VERGINE	0 SAGITTARIO	90 DEGREES

Diagrams VIII.To and VIII.B shows that as Urano moves through its quarter of cycle approximately 21 years, the general tendency of alternate the securities market between rises and is declined of the prices. This period of 21 years of tendencies of price that are alternated means that a minimum happens every

42 years when Urano is approached 0° Twin and to 0° Sagittario. These minimums happened in:

- 1813 (28° SCORPION)
- 1857 (27° TAURUS)
- 1897 (26° SCORPION)
- 1942 (0° TWIN)

[9]

1981 (0° SAGITTARIO)

Similarly, a maximum every verification 42 years when Urano is approached 0° Fish and 0° Vergine.

These top happened in:

- 1794 (29° LION)
- 1835 (27° AQUARIUS)
- 1878 (27° LION)
- 1919 (0° FISH)
- 1962 (0° VERGINE)

Graphically, the position of this square in the circle of 360° is shown in Figure 8.2, where the quarters of cycle are shown like sides of the square. The opposite sides of this square represent similar tendencies, that is, or rises or decline.

THESE FOUR POSITIONS IN LONGITUDE CORRESPOND WITH The FOUR ENDS CAUGHT UP IN LATITUDE: (1) NORTHERNER, (2) PASSING THROUGH the ELLIPTIC One FROM NORTH to SOUTH, (3) MERIDIONAL, (4) PASSING THROUGH the ELLIPTIC One FROM SOUTH to NORTH.

The projections for this cycle of 200 years in the future are included in Figure 8.2. The events of this node are attended in 2026, 2065, 2110, 2149 and 2194.

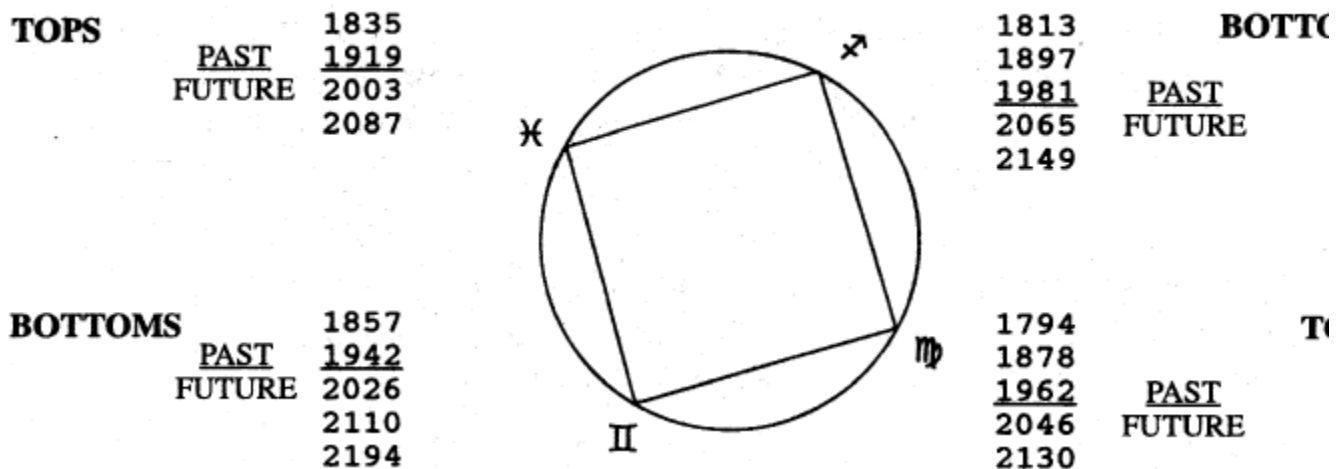


Figure 8.2

Quarters of cycle of Urano that show the dates of the squares between 1794 and the 2194.

(You see Diagrams VIII.To and VIII.B)

It observes that when the maximums of 1878 and the 1962 arrived, the inferior cycles of five and seven years were completing. This made to represent the dates of 1877 and 1962 of the periods of abrupt decline, as the axis of Urano and the cycles of five and seven years coincided. However, if the general tendency of the securities market is observed in relation to the quarter of cycle of previous Urano these dates, one is seen general tendency of prices in progression.

Urano extension as the positions of planets relazionano to the cubical structures identified in Lesson V. The position of Urano in 1899, 3° Sagittario, was exactly the same one of the nodal point of 1982. Both these periods of time marked the beginning of one new face of a solid cube. In adding,

The COMPLETE CYCLE OF URANO From 1899 To 1982 DEFINED The COMPLETE DESCRIBED CUBICAL STRUCTURE In LESSON V.

THE CYCLE OF SEVEN YEARS IN THE SECURITIES MARKET

Diagrams VIII.To, VIII.C and VIII.D identifies the cycles of seven years in the securities market to leave from year 1794. The vertical lines on these diagrams localize the dates of the greater points of reversal. The spaziatura between ognuna of these vertical lines is 30° in the cycle of Urano. This defines the second correlation between the sidereal movement of Urano and the securities market. That is,

URANO CORRESPONDS WITH THE CYCLE OF SEVEN YEARS IN THE
[10]

SECURITIES MARKET AS IT MOVES THROUGH THE ACES OF 30° .

For one more careful verification of the correlation between the cycle of seven years and the movements of 30° of Urano, the data are included in Table 8.4, that is uniform in three periods of time: (1) 9/1806 - 7/1914; (2) 2/1914 - 4/1942; (3) 4/1942 - 11/1988.

In 1914 the First World war burst and the NYSE remained closed from the 31/07/1914 to the 12/12/1914. The cycle did not have an occasion in order to complete the entire movement of 30° before that the market closed. Rather, half of this amount was completed, 15° . The cycle of seven years of the securities market sincronizzò with the position of Urano to this point, that is, 9° Aquarius. This period of activity of the securities market is shown on Diagram VIII.C. Ognuna of continuous the vertical lines on this diagram represents a division of 30° of the cycle of Urano as it intercrosses the 9° of every sign. These positions corresponded with critical points us of reversal in the securities market including the minimum in 1914, the minimum in 1921, the maximum in 1929 and the maximum in 1937.

In means of these vertical lines there are the aces of 15° . These aces define the important points in the securities market. However, their effect is smaller of that one of the inferior harmonicas, that is, the divisions of 30° and 60° . This graphical extension that Urano covered 60° between the maximum in the 1899 and minimum in 1914. Covered in a similar way 60° from the minimum of 1914 to the maximum of 1929.

The axis of 9° defined the limits of the cycle of seven years until to opens them 1942, when the Second Mondiale War burst and Urano was combined with Saturno. From You open them 1942 today the cycle of seven years has been defined from the position of Urano to 0° of every sign, that is every 30° of movement. These cycles of seven years are shown on Diagram VIII.D, with the aces of 30° of Urano identifies to you from punctuated lines vertical.

From 1942, the points of reversal in the securities market and the correspondents aces of 30° of Urano have been:

- bottom in the 28/04/1942 -- $0^\circ 08'$ Twin ones
- bottom in the 14/06/1949 -- $0^\circ 40'$ Cancer
- top in the 5/04/1956 -- $1^\circ 13'$ Lion
- bottom in the 27/06/1962 -- $0^\circ 10'$ Vergine
- ton in the 2/12/1968 -- $0^\circ 32'$ Balance
- bottom in the 9/12/1974 -- $28^\circ 45'$ Balance
- bottom in the 29/09/1981 -- $29^\circ 43'$ Scorpion
- bottom in the 16/11/1988 -- $0^\circ 47'$ Capricorno

Table 8.4.to

Cycles of seven years in the securities market and the eliocentrico movement of 30° Of Urano from 1806 to 1914 (you see Diagram VIII.A)

DATE OF THE CYCLE OF SEVEN YEARS	POSITION TO THE URANO BEGINNING	POSITION TO THE URANO END	MOVEMENT OF URANO DURING THE SEVEN YEARS OF THE CYCLE
9/1806 - 3/1813	25 BALANCE	26 SCORPION	31 DEGREES
3/1813 - 7/1821	26 SCORPION	1 CAPRICORNO	35 DEGREES
7/1821 - 3/1828	1 CAPRICORNO	29 CAPRICORNO	28 DEGREES
3/1828 - 5/1835	29 CAPRICORNO	27 AQUARIUS	28 DEGREES
5/1835 - 3/1843	27 AQUARIUS	28 FISH	31 DEGREES
3/1843 - 12/1850	28 FISH	29 RAM	31 DEGREES

12/1850 - 10/1857	29 RAM	27 TAURUS	28 DEGREES
10/1857 - 3/1864	27 TAURUS	24 BINOCULARS	27 DEGREES
3/1864 - 8/1870	24 BINOCULARS	23 CANCER	29 DEGREES
8/1870 - 2/1878	23 CANCER	27 LION	34 DEGREES
2/1878 - 6/1884	27 LION	27 VERGINE	33 DEGREES
6/1884 - 6/1890	27 VERGINE	25 BALANCE	28 DEGREES
6/1890 - 4/1897	25 BALANCE	26 SCORPION	31 DEGREES
4/1897 - 11/1903	26 SCORPION	25 SAGITTARIO	29 DEGREES
11/1903 - 7/1910	25 SAGITTARIO	23 CAPRICORNO	28 DEGREES
7/1910 - 7/1914	23 CAPRICORNO	9 AQUARIUS	16 DEGREES

Table 8.4.b

Cycles of seven years of the securities market and the eliocentrico movement of 30° of Urano from 1914 to 1942 (you see Diagrams VIII.C and VIII.D)

DATE OF THE CYCLE OF SEVEN YEARS	POSITION OF BEGINNING OF URANO	POSITION URANO END	MOVEMENT OF URANO DURING THE CYCLE OF SEVEN YEARS
7/1914 - 8/1921	9 AQUARIUS	8 FISH	29 DEGREES
8/1921 - 9/1929	8 FISH	9 RAM	31 DEGREES
9/1929 - 3/1937	9 RAM	9 TAURUS	30 DEGREES
3/1937 - 4/1942	9 TAURUS	0 BINOCULARS	BEGINNING OF THE SECOND WORLD WAR

Table 8.4.c

Cycles of seven years of the securities market and the eliocentrico movement of 30° of Urano from 1942 to 1988 (you see Diagram VIII.D)

DATE OF THE CYCLE OF SEVEN YEARS	POSITION OF URANO TO THE BEGINNING	POSITION OF URANO TO THE END	MOVEMENT OF URANO DURING THE SEVEN YEARS
4/1942 - 6/1949	0° TWIN	1° CANCER	31 DEGREES
6/1949 - 4/1956	1° CANCER	1° LION	30 DEGREES
4/1956 - 6/1962	1° LION	0° VERGINE	29 DEGREES
6/1962 - 12/1968	0° VERGINE	0° BALANCE	30 DEGREES
12/1968 - 12/1974	0° BALANCE	29° BALANCE	29 DEGREES
12/1974 - 9/1981	29° BALANCE	0° SAGITTARIO	31 DEGREES
9/1981 - 11/1988	0° SAGITTARIO	1° CAPRICORNO	31 DEGREES

CYCLE SINODICO SATURNO - URANO And The CORRELATION With the SECURITIES MARKET

Saturno and Urano combine every 45 years. This it means that the medium time between the aces of 30°

[11]

of this cycle is of 45 months and between the aces of 15° the medium time it is 22,5 months.

Figures 6.2 and 6.3 have shown that a period of the planet is divided in harmonicas that correspond with the periods of other planets.

An historical analysis of the Saturno cycle - Urano and the correspondents cycles of the securities market from 1896 is reassumed in the following sections. The contained information in Tables 8.5.a, 8.5.b, 8.5.c, 8.5.d and 8.5.e and it is shown on Diagrams VIII.A, VIII.B, VIII.C, VIII.D, VIII.E, VIII.F, VIII.G, VIII.H, VIII.I, VIII.J, VIII.K, VIII.L, VIII.M, VIII.N, VIII.O, VIII.P, VIII.Q, VIII.R, VIII.S, VIII.T, VIII.U, VIII.V, VIII.W, VIII.X, VIII.Y, VIII.Z, VIII.AA, VIII.AB, VIII.AC, VIII.AD, VIII.AE, VIII.AF, VIII.AG, VIII.AH, VIII.AI, VIII.AJ, VIII.AK, VIII.AL, VIII.AM, VIII.AN, VIII.AO, VIII.AP, VIII.AQ, VIII.AR, VIII.AS, VIII.AT, VIII.AU, VIII.AV, VIII.AW, VIII.AX, VIII.AY, VIII.AZ, VIII.BA, VIII.BB, VIII.BC, VIII.BD, VIII.BE, VIII.BF, VIII.BG, VIII.BH, VIII.BI, VIII.BJ, VIII.BK, VIII.BL, VIII.BM, VIII.BN, VIII.BO, VIII.BP, VIII.BQ, VIII.BR, VIII.BS, VIII.BT, VIII.BU, VIII.BV, VIII.BW, VIII.BX, VIII.BY, VIII.BZ, VIII.CA, VIII.CB, VIII.CC, VIII.CD, VIII.CE, VIII.CF, VIII.CG, VIII.CH, VIII.CI, VIII.CJ, VIII.CK, VIII.CL, VIII.CM, VIII.CN, VIII.CO, VIII.CP, VIII.CQ, VIII.CR, VIII.CS, VIII.CT, VIII.CU, VIII.CV, VIII.CW, VIII.CX, VIII.CY, VIII.CZ, VIII.DA, VIII.DB, VIII.DC, VIII.DD, VIII.DE, VIII.DF, VIII.DG, VIII.DH, VIII.DI, VIII.DJ, VIII.DK, VIII.DL, VIII.DM, VIII.DN, VIII.DO, VIII.DP, VIII.DQ, VIII.DR, VIII.DS, VIII.DT, VIII.DU, VIII.DV, VIII.DW, VIII.DX, VIII.DY, VIII.DZ, VIII.EA, VIII.EB, VIII.EC, VIII.ED, VIII.EE, VIII.EF, VIII.EG, VIII.EH, VIII.EI, VIII.EJ, VIII.EK, VIII.EL, VIII.EM, VIII.EN, VIII.EO, VIII.EP, VIII.EQ, VIII.ER, VIII.ES, VIII.ET, VIII.EU, VIII.EV, VIII.EW, VIII.EX, VIII.EY, VIII.EZ, VIII.FA, VIII.FB, VIII.FC, VIII.FD, VIII.FE, VIII.FF, VIII.FG, VIII.FH, VIII.FI, VIII.FJ, VIII.FK, VIII.FL, VIII.FM, VIII.FN, VIII.FO, VIII.FP, VIII.FQ, VIII.FR, VIII.FS, VIII.ET, VIII.FU, VIII.FV, VIII.FW, VIII.FX, VIII.FY, VIII.FZ, VIII.GA, VIII.GB, VIII.GC, VIII.GD, VIII.GE, VIII.GF, VIII.GG, VIII.GH, VIII.GI, VIII.GJ, VIII.GK, VIII.GL, VIII.GM, VIII.GN, VIII.GO, VIII.GP, VIII.GQ, VIII.GR, VIII.GS, VIII.GT, VIII.GU, VIII.GV, VIII.GW, VIII.GX, VIII.GY, VIII.GZ, VIII.HA, VIII.HB, VIII.HC, VIII.HD, VIII.HE, VIII.HE, VIII.HF, VIII.HG, VIII.HH, VIII.HI, VIII.HJ, VIII.HK, VIII.HL, VIII.HM, VIII.HN, VIII.HO, VIII.HP, VIII.HQ, VIII.HR, VIII.HS, VIII.HT, VIII.HU, VIII.HV, VIII.HW, VIII.HX, VIII.HY, VIII.HZ, VIII.IA, VIII.IB, VIII.IC, VIII.ID, VIII.IE, VIII.IE, VIII.IF, VIII.IG, VIII.IH, VIII.II, VIII.IJ, VIII.IK, VIII.IL, VIII.IM, VIII.IN, VIII.IO, VIII.IP, VIII.IQ, VIII.IR, VIII.IS, VIII.IT, VIII.IU, VIII.IV, VIII.IW, VIII.IX, VIII.IY, VIII.IZ, VIII.JA, VIII.JB, VIII.JC, VIII.JD, VIII.JE, VIII.JE, VIII.JF, VIII.JG, VIII.JH, VIII.JI, VIII.JJ, VIII.JK, VIII.JL, VIII.JM, VIII.JN, VIII.JO, VIII.JP, VIII.JQ, VIII.JR, VIII.JS, VIII.JT, VIII.JU, VIII.JV, VIII.JW, VIII.JX, VIII.JY, VIII.JZ, VIII.KA, VIII.KB, VIII.KC, VIII.KD, VIII.KE, VIII.KE, VIII.KF, VIII.KG, VIII.KH, VIII.KI, VIII.KJ, VIII.KK, VIII.KL, VIII.KM, VIII.KN, VIII.KO, VIII.KP, VIII.KQ, VIII.KR, VIII.KS, VIII.KT, VIII.KU, VIII.KV, VIII.KW, VIII.KX, VIII.KY, VIII.KZ, VIII.LA, VIII.LB, VIII.LC, VIII.LD, VIII.LE, VIII.LE, VIII.LE, VIII.LF, VIII.LG, VIII.LH, VIII.LI, VIII.LJ, VIII.LK, VIII.LL, VIII.LM, VIII.LN, VIII.LO, VIII.LP, VIII.LQ, VIII.LR, VIII.LS, VIII.LT, VIII.LU, VIII.LV, VIII.LW, VIII.LX, VIII.LY, VIII.LZ, VIII.MA, VIII.MB, VIII.MC, VIII.MD, VIII.ME, VIII.ME, VIII.ME, VIII.MF, VIII.MG, VIII.MH, VIII.MI, VIII.MJ, VIII.MK, VIII.ML, VIII.MM, VIII.MN, VIII.MO, VIII.MP, VIII.MQ, VIII.MR, VIII.MS, VIII.MT, VIII.MU, VIII.MV, VIII.MW, VIII.MX, VIII.MY, VIII.MZ, VIII.NA, VIII.NB, VIII.NC, VIII.ND, VIII.NE, VIII.NE, VIII.NE, VIII.NF, VIII.NG, VIII.NH, VIII.NI, VIII.NJ, VIII.NK, VIII.NL, VIII.NM, VIII.NN, VIII.NO, VIII.NP, VIII.NQ, VIII.NR, VIII.NS, VIII.NT, VIII.NU, VIII.NV, VIII.NW, VIII.NX, VIII.NY, VIII.NZ, VIII.OA, VIII.OB, VIII.OC, VIII.OD, VIII.OE, VIII.OE, VIII.OE, VIII.OF, VIII.OG, VIII.OH, VIII.OI, VIII.OJ, VIII.OK, VIII.OL, VIII.OM, VIII.ON, VIII.OO, VIII.OP, VIII.OQ, VIII.OR, VIII.OS, VIII.OT, VIII.OU, VIII.OV, VIII.OW, VIII.OX, VIII.OY, VIII.OZ, VIII.PA, VIII.PB, VIII.PC, VIII.PD, VIII.PE, VIII.PE, VIII.PE, VIII.PF, VIII.PG, VIII.PH, VIII.PI, VIII.PJ, VIII.PK, VIII.PL, VIII.PM, VIII.PN, VIII.PO, VIII.PP, VIII.PQ, VIII.PR, VIII.PS, VIII.PT, VIII.PU, VIII.PV, VIII.PW, VIII.PX, VIII.PY, VIII.PZ, VIII.QA, VIII.QB, VIII.QC, VIII.QD, VIII.QE, VIII.QE, VIII.QE, VIII.QF, VIII.QG, VIII.QH, VIII.QI, VIII.QJ, VIII.QK, VIII.QL, VIII.QM, VIII.QN, VIII.QO, VIII.QP, VIII.QQ, VIII.QR, VIII.QS, VIII.QU, VIII.QV, VIII.QW, VIII.QX, VIII.QY, VIII.QZ, VIII.RA, VIII.RB, VIII.RC, VIII.RD, VIII.RE, VIII.RE, VIII.RE, VIII.RF, VIII.RG, VIII.RH, VIII.RI, VIII.RJ, VIII.RK, VIII.RL, VIII.RM, VIII.RN, VIII.RO, VIII.RP, VIII.RQ, VIII.RR, VIII.RS, VIII.RT, VIII.RU, VIII.RV, VIII.RW, VIII.RX, VIII.RY, VIII.RZ, VIII.SA, VIII.SB, VIII.SC, VIII.SD, VIII.SE, VIII.SE, VIII.SE, VIII.SF, VIII.SG, VIII.SH, VIII.SI, VIII.SJ, VIII.SK, VIII.SL, VIII.SM, VIII.SN, VIII.SO, VIII.SP, VIII.SQ, VIII.SR, VIII.SS, VIII.ST, VIII.SU, VIII.SV, VIII.SW, VIII.SX, VIII.SY, VIII.SZ, VIII.TA, VIII.TB, VIII.TC, VIII.TD, VIII.TE, VIII.TE, VIII.TE, VIII.TF, VIII.TG, VIII.TH, VIII.TI, VIII.TJ, VIII.TK, VIII.TL, VIII.TM, VIII.TN, VIII.TO, VIII.TP, VIII.TQ, VIII.TR, VIII.TS, VIII.TT, VIII.TU, VIII.TV, VIII.TW, VIII.TX, VIII.TY, VIII.TZ, VIII.UA, VIII.UB, VIII.UC, VIII.UD, VIII.UE, VIII.UE, VIII.UE, VIII.UF, VIII.UG, VIII.UH, VIII.UI, VIII.UJ, VIII.UK, VIII.UL, VIII.UM, VIII.UN, VIII.UO, VIII.UP, VIII.UQ, VIII.UR, VIII.US, VIII.UT, VIII.UU, VIII.UV, VIII.UW, VIII.UX, VIII.UY, VIII.UZ, VIII.VA, VIII.VB, VIII.VC, VIII.VD, VIII.VE, VIII.VE, VIII.VE, VIII.VF, VIII.VG, VIII.VH, VIII.VI, VIII.VJ, VIII.VK, VIII.VL, VIII.VM, VIII.VN, VIII.VO, VIII.VP, VIII.VQ, VIII.VR, VIII.VS, VIII.VT, VIII.VU, VIII.VV, VIII.VW, VIII.VX, VIII.VY, VIII.VZ, VIII.WA, VIII.WB, VIII.WC, VIII.WD, VIII.WE, VIII.WE, VIII.WE, VIII.WF, VIII.WG, VIII.WH, VIII.WI, VIII.WJ, VIII.WK, VIII.WL, VIII.WM, VIII.WN, VIII.WO, VIII.WP, VIII.WQ, VIII.WR, VIII.WS, VIII.WT, VIII.WU, VIII.WV, VIII.WW, VIII.WX, VIII.WY, VIII.WZ, VIII.XA, VIII.XB, VIII.XC, VIII.XD, VIII.XE, VIII.XE, VIII.XE, VIII.XF, VIII.XG, VIII.XH, VIII.XI, VIII.XJ, VIII.XK, VIII.XL, VIII.XM, VIII.XN, VIII.XO, VIII.XP, VIII.XQ, VIII.XR, VIII.XS, VIII.XT, VIII.XU, VIII.XV, VIII.XW, VIII.XX, VIII.XY, VIII.XZ, VIII.YA, VIII.YB, VIII.YC, VIII.YD, VIII.YE, VIII.YE, VIII.YE, VIII.YF, VIII.YG, VIII.YH, VIII.YI, VIII.YJ, VIII.YK, VIII.YL, VIII.YM, VIII.YN, VIII.YO, VIII.YP, VIII.YQ, VIII.YR, VIII.YS, VIII.YT, VIII.YU, VIII.YV, VIII.YW, VIII.YX, VIII.YY, VIII.YZ, VIII.ZA, VIII.ZB, VIII.ZC, VIII.ZD, VIII.ZE, VIII.ZE, VIII.ZE, VIII.ZF, VIII.ZG, VIII.ZH, VIII.ZI, VIII.ZJ, VIII.ZK, VIII.ZL, VIII.ZM, VIII.ZN, VIII.ZO, VIII.ZP, VIII.ZQ, VIII.ZR, VIII.ZS, VIII.ZT, VIII.ZU, VIII.ZV, VIII.ZW, VIII.ZX, VIII.ZY, VIII.ZZ

The data contained in these diagrams are uniform in separate tables in order to comprise the single sections of increase in the securities market. The reason to divide the analysis in different sections was explained more to the beginning in this lesson. Specifically, when the face of a geometric structure, that

time is being explained in the price -, is complete the successive face that wheel in the vision can have the cycles with a phase shift from the previous face. The exception to this rule happens when the completion of the face of the structure coincides with the arrival of the cycle to the axis of 15°. As an example, to the passage between the two squared 1899-1914 and 1914-1929, the Saturno cycle - Urano was to the axis of 15°, like defined from period 1899-1914. Therefore, when square 1899-1914 finished and the Saturno cycle - Urano was aligned with its position to that time, not there was no change of phase for the new series of cycles within the new one squared between 1914-1929.

An example of when the completion of a square not coincided with an axis of 15° of the Saturno cycle - Urano happened in 1949. When the Saturno cycle - Urano arrived to its axis of 15° in 1946 square 1932-1949 still was not finished. When the square was complete in 1949 the angle between Saturno - Urano was 66°. This was the point in the moment in which the Saturno cycle - Urano sincronizzò with the cycles of the securities market for the duration of square 1949-1966. The axis of 66° was not on the axes of 15° of square 1932-1949. Rather, it was the origin of the cycles in square 1949-1966.

Since the square is a geometric solid face of the cubical one, the data that cover this period are included in one separate table. Similarly, 1899-1914, 1914-1929, 1966-1982 and 1982-1987 are faces of cubes and therefore, their data are included in separate tables. The exception to that is period 1899-1929 when not there was no phase shift between the squares, like explained over. Therefore, data for these two squared are included in one single table.

ANALYSIS HISTORICAL OF CYCLE SATURNO - URANO (1899 - 1929)

The data contained in Table 8.5.to and traced on Diagram VIII.And, they cover one of the periods easier to study in the history of the securities market. Through these two faces of the cube the greater cycles and their harmonicas were therefore sincronizza much give to you near, stretched to reinforce an other rather than to interfere destructive. Like explained in the previous section, the cycle of Urano was to its nodal point in 1899. This was the same nodal point of 1981. Within the great cycle of Urano the cycle of Saturno - Urano subdivides the points of reversal of the securities market along the axes of 15°, like shown on Diagram VIII.And.

Table 8.5.to

Divisions of fifteen degrees of the sinodico cycle Saturno - Urano and correspondents head of reversal in DJIA (1896 - 1929)

(you see Diagram VIII.E)

DATE OF THE POINT OF REVERSAL IN THE DJIA	ANGLE BETWEEN SATURNO AND URANO	CHANGE FROM THE LAST POINT
12/1896	TWO DEGREES BEFORE THE CONJUNCTION	N/A
4/1899	13 DEGREES AFTER THE CONJUNCTION	15 DEGREES
6/1901	27 DEGREES	14 DEGREES
10/1903	43 DEGREES	16 DEGREES
1/1906	59 DEGREES	16 DEGREES
11/1907	74 DEGREES	15 DEGREES
9/1909	89 DEGREES	15 DEGREES
4/1911	103 DEGREES	14 DEGREES
10/1912	117 DEGREES	14 DEGREES
7/1914	133 DEGREES	16 DEGREES
7/1914 - 12/1914	CLOSED SECURITIES MARKET	DISTANCES 4° WHILE CLOSED E'
12/1914	137 DEGREES	N/A
12/1917	166 DEGREES	29 DEGREES
8/1921	161 DEGREES	33 DEGREES
9/1929	100 DEGREES	61 DEGREES

The square from 1899 to 1914 was crossed laterally, in analogous way to the square from 1966 to 1982. Both these squares represent the base of a cube. The square from 1966 to 1982 was not only the base of the cube that extended today from 1966, but also the top of the cube from 1899 to 1982. The likenesses

of the action of market within these two squared were explained in Lesson V, and are shown on Diagram V.And.

The cycles on Diagram VIII.And they are clearly obvious. Rather than to supply a description cycle for cycle of that diagram, the reader recommends itself to pass the time to familiarize if same perfectly with the cycles identifies to you here.

While studied this diagram, observed that the square 1899 - 1914 coincided with trino (the movement of 120°) of the Saturno cycle - Urano, as it made square 1914 - 1929. The half of the trino (60°) defined the minimum of the 1907 "panic of the rich man" in the first square, and the minimum of 1921 in according to square. Every point of reversal in the securities market during this period coincided with a harmonica of the cycle Saturno - Urano, all the range until the harmonica of 15° .

ANALYSIS HISTORICAL OF CYCLE SATURNO - URANO (1929 - 1937)

The securities market caught up the maximum in 9/1929 when the Saturno cycle - Urano arrived to its trino from the minimum of 1914, the double quantity trino from the maximum of 1899, and 180° from the minimum of 1907 of the "panic of the rich man".

From the maximum of 1929, the divisions of 30° of the Saturno cycle - Urano defined the minimum in 10/1933 and the greater maximum in 8/1937. These cycles are shown on Diagram VIII.F, and the data are included in table 8.5.b. The maximum of 1937 was alone 60° from the maximum of 1929, but also 120° from the minimum of 1921, 180° from the minimum of 1914 and 240° from the minimum of the 1907 "panic of the rich man".

Table 8.5.b

Movements of thirty degrees of the sinodico cycle Saturno - Urano and correspondents head of reversal in DJIA (9/1929 - 8/1937)
(you see Diagram VIII.F)

DATE OF THE POINT OF REVERSAL IN THE DJIA	ANGLE BETWEEN SATURNO AND URANO	CHANGE FROM THE LAST POINT
9/1929	100 DEGREES	N/A
10/1933	70 DEGREES	30 DEGREES
8/1937	40 DEGREES	30 DEGREES

Studied the maximum double quantity in 1937. The maximum of March coincided with the cycle of Urano that arrived to its axis of 9° , like described in the previous section. The maximum of August coincided with the cycle of Saturno - Urano that arrived to its axis, like described over. When the cycles are not simultaneously arriving to their axes form maximums or multiple minimums. When the cycles are sincronizza you, like during squares 1899-1929, they are defined of the unexpected points of reversal.

The great cycle of Urano arrived to its node in 1942, coinciding with the entrance of the United States in

[12]

the Second World war. This combination of events happened during the conjunction of Urano and Saturno and influenced the cycles of the securities market sincronizza you with the cycle of Saturno - Urano. During this period, the cycle of Urano and the cycle of Saturno - Urano they were not simultaneously arrives you to their axis of 30° , as it they were during the square of 1899 - 1929. This produced the minimums associates to you with every cycle less clearly defined.

The square completed in 1949, making to align the cycle of the connected securities market with the cycle Saturno - Urano with its position (66°) to that time. The future cycles were defined along the axes of 30° from that point.

ANALYSIS HISTORICAL OF CYCLE SATURNO - URANO (1949 - 1966)

In the 6/1949 it began a new square, and the Saturno cycle - Urano was aligned to that time to 66° . From that point the divisions of 30° of the Saturno cycle - Urano defined the successes you minimums of the securities market in the square from 1949 to 1966.

Everyone seriously been involved in the analysis of the cycle of the securities market has felt to speak about the cycle of 52 months. This cycle is included in detail to the end of this section. The passing of the cycle of 52 months when it was attended lessened in 1971 is remained an unsolved mystery for years. However, with an understanding of implied geometry tetra - this enigma determine the proportions them is resolved. During period 1949 - 1966, the cycle of 52 months sincronizzò with the movements of 30° of Saturno - Urano, like shown on Diagram VIII.G.

Table 8.5.c contains the data for this face of the cube, that it defines the cycle of 52 months. The data in the last column of this table are from the minimum - to - maximum or the maximum - to - minimal. Therefore, in order to obtain minimal the complete cycle together - to - minimal the two values added.

The greater fall in 1962 that is happened when the cycle of Urano was 90° from its position in 1942, (, a quarter of cycle of Urano), while at the same time the Saturno cycle - Urano was 90° from the beginning of the square in 1949. This was one mortal combination them, and a sure indication for a meaningful shaking in the market.

Table 8.5.c

Movements sinodici of fifteen degrees of Saturno - Urano and correspondents head of reversal in the DJIA; exposure of the cycle of 52 months between 1949 - 1966 (you see Diagram VIII.G)

DATE OF THE POINT OF REVERSAL IN THE DJIA	ANGLE BETWEEN SATURNO AND URANO	CHANGE FROM THE LAST POINT	NUMBER OF MONTHS
6/1949	66 DEGREES	N/A	N/A
7/1951	81 DEGREES	15 DEGREES	25
6/1953	97 DEGREES	16 DEGREES	23
9/1955	112 DEGREES	15 DEGREES	27
10/1957	127 DEGREES	15 DEGREES	25
1/1960	141 DEGREES	14 DEGREES	27
6/1962	157 DEGREES	16 DEGREES	29
8/1964	172° (BEFORE THE OPPOSITION)	15 DEGREES	26
10/1966	173° (AFTER the OPPOSITION)	15 DEGREES	26

ANALYSIS HISTORICAL OF CYCLE SATURNO - URANO (1966 - 1982)

When the square finished in 1966, the new cycle of the securities market began with a period of 42 months of average, like shown on Diagram VIII.H. This cycle was still synchronized with the cycle Saturno - Urano. However, during this period the cycle Saturno - Urano muoveva more in a hurry than what it was during square 1949 - 1966 and employed alone 42 months in order to cover 30°. This cycle run from 1966 to 1982 until when the face of the cube was complete, as described in Lesson V. The data for the cycle of 42 months (that it was the cycle of 52 months on the previous face of the cube) are contained in Table 8.5.d. Measured from the beginning of the square of 1966;

- the top of 5/1969 it was 27°,
- the top of 1/1973 it was 59°,
- the top in 5/1976 it was 90°,
- the steep reduction of 2/1980 was 120°,
- the bottom of 3/1982 it was 136°.

The minimum of 3/1982 was 60° from the minimum of 12/1974 and 31° from the minimum of 3/1978. Studied Diagram VIII.H and observed as the points of reversal in the securities market are aligns to you with the aces of 15° clearly of the cycle Saturno - Urano. The defining section of 15° the decline between 1/1973 and 10/1974 will be studied in greater detail in the lesson after that they have been it explains the smaller cycles to you.

In 1982 the cycle of Urano returned to its nodal point, like described in the section on the cycle of Urano, and the cube of along term from 1899 was complete.

Table 8.5.d
Sinodici movements of fifteen degrees of Saturno - Urano
and correspondents head of reversal in the DJIA;
exposure of the cycle of 42 months between 1966 - 1982
(you see Diagram VIII.H)

DATE OF THE POINT OF REVERSAL IN THE DJIA	ANGLE BETWEEN SATURNO AND URANO	CHANGE FROM THE LAST POINT	NUMBER OF MONTHS
2/1966	180 DEGREES	N/A	N/A
9/1967	165 DEGREES	15 DEGREES	19
5/1969	153 DEGREES	12 DEGREES	20
4/1971	136 DEGREES	17 DEGREES	23
1/1973	121 DEGREES	15 DEGREES	21
10/1974	106 DEGREES	15 DEGREES	21
5/1976	90 DEGREES	16 DEGREES	19
3/1978	75 DEGREES	15 DEGREES	22
2/1980	60 DEGREES	15 DEGREES	23
3/1982	44 DEGREES	16 DEGREES	25

ANALYSIS HISTORICAL OF CYCLE SATURNO - URANO (1981 - 1991)

The resolution of the used data in order to study this section of the securities market is supplied to the minute, rather than to the degree, like was made in the previous sections. It was made that because this period of time has happened more recently and is therefore more relative to the greater number of market analysts. Consequently, this period of time more carefully will be examined in the successive lessons.

When square 1982 began, the speed of the cycle Saturno - Urano it was returned to that one of period 1949 - 1966. This it means that **The CYCLE OF 52 E' MONTHS RETURNED DURING THIS PERIOD.**

Diagram VIII. The extension the cycle Saturno - Urano from 1981 to 1993. When the maximum arrived the 26/04/1981 the Saturno cycle - Urano was to 50° 24'. Measured thirty degrees of the Saturno cycle - Urano from this axis defined the cycle of 52 months. Once and average this amount (45°) defined the cycle of 78 months.

As an example, the maximum in the 25/08/1987 happened to 5° 23', that it was 45° 01' from the maximum in the 26/04/1981.

Exactly 52 months after the maximum in the 25/08/1987 the market made the minimum the 11/12/1991. During this period, the cycle Saturno - Urano moved from 5° 23' until the conjunction to 24° 03', or one distance of 29° 26'. The means point in this cycle was the 10/10/1989, when the "small landslide of 1989" happened. This date was exactly 15° from the minimum of 11/12/1991. That is,

$$24^{\circ} 03' - 9^{\circ} 03' = 15^{\circ}$$

When is attended the next axis of 15°? You add 45° to the the 25/08/1987 maximum of and the sum it is 39° 37'. This angle arrives in January 1994. Similarly, you add 15° lessened of the 11/12/1991 and will have 39° 03'. Of new, it is attended in January 1994. Or, you add 90° to the maximum of the 26/04/1981 for having 39° 36'. Still, it is attended in January 1994. The result clearly of that will be a point of reversal in January that will be identifiable on a diagram salary.

Table 8.5.and
Sinodici movements of fifteen degrees of Saturno - Urano
and correspondents head of reversal in the DJIA
Between 1981 - 1991 exposing the cycle of 52 months
(you see Diagram VIII.I)

DATE OF THE POINT OF REVERSAL IN THE DJIA	ANGLE BETWEEN SATURNO AND URANO	CHANGE FROM THE LAST POINT	NUMBER OF MONTHS
26/04/1981	50° 24'	N/A	N/A
26/04/1983	35° 27'	14° 57'	24
2/05/1985	21° 08'	14° 19'	25
25/08/1987	5° 23'	15° 45'	27

10/10/1989	9° 03'	14° 26'	26
11/12/1991	24° 03'	15° 00'	26

SESSANTASETTE YEARS OF PERIODICITA' AND CYCLE SINODICO SATURNO - URANO

The Saturno cycle - Urano not only coincides with the points of reversal in the securities market along its axes of 15°, but it defines also meant reversal points to you till its greater harmonicas. As an example, a cycle and hard means 67 years. This period of 67 years defined the interval between the dates begins them of the faces of the cubes described in Lesson V. The great cube developed its base beginning in 1899. Sessantasette later years, in 1966, began the base of the successive cube. Confronted carefully as the cycles of the securities market repeated within this interval of 67 years, like shown on Diagram V.And.

The data from Diagram V.And they are included in Table 8.6. Studied this table and you will see as the correspondents head of reversal are situate distant a cycle and means to you the cycles Saturno - Urano.

Table 8.6

Outlines of sessantasette years of the securities market and sinodici movements Saturno - Urano of 540° (you see Diagram V.E)

POINTS CORRESPONDENTS ON THE OUTLINE OF 67 YEARS OF THE SECURITIES MARKET	DEGREES DISTANCES FROM THE CYCLE SATURNO - URANO BETWEEN THE TWO DATES IN COLUMN ONE
4/1899 - 2/1966	529° 00
1/1906 - 1/1973	540° 00
11/1907 - 10/1974	541° 00
12/1914 - 6/1982	541° 00

PERIODICITA' OF QUARANTACINQUE YEARS AND CYCLE SINODICO SATURNO - URANO

A complete cycle Saturno - hard Urano 45 years. This interval coincides with similar conditions in the

[13]

securities market. Diagram VIII.J covers the securities market with intervals of 45 years. Confronted the diagrams on this diagram (Graphical) and observed as the reversal points stretch to coincide with the interval of 45 years. As an example; 1929 and 1974, 1937 and 1982, 1921 and 1966, 1942 and 1987 etc..

HARMONICAS OF ALONG TERM AND the POINTS OF REVERSAL In the SECURITIES MARKET.

Table 8.7 list some of the points of reversal in the securities market that have coincided with the multiples of the average Saturno cycle - Urano of 22 years. Fairies reference to Diagrams XI.To until XI.G in order to verify meant of these the dates.

Table 8.7

Half cycle of ventidue years of Saturno - Urano and correspondents head of reversal in securities market (1792 - 2019)

POINTS OF REVERSAL OF THE SECURITIES MARKET	NUMBER OF CYCLES OF SATURNO-URANO FROM BIRTH OF NYSE (THE 5/1792)
5/1792 - Birth of the NYSE	N/A
1813 - Bottom before regulating rise in 1835	An average cycle
1835 - Highest top between 1792 - 1863	A cycle
1859 - Beginning of the cycle of five years, departure of the immense rise during the civil war	A cycle and means
1884 - Bottom that begins the side of the square from 1884 - 1899	Two cycles
1907 - "Panic of the rich man"	Two cycles and means - From 1792 A cycle - From 1861
1929 - Peak before the "Great Depression"	Three cycles - From 1792

	A cycle and means - From 1861 Half cycle - From 1907
1949 - Bottom that begins the side of the square from 1949 - 1966	Three cycles and means - From 1792 Two cycles - From 1861
1974 - Bottom of market	Four cycles - From 1792 Three cycles - From 1835 A cycle and means - From 1907 A cycle - From 1929
1998	Four cycles and means - From 1792 A cycle and means - From 1929
2019	Five cycles - From 1792 Two cycles - from 1929 A cycle - From 1974

Since Table 8.7 the important harmonicas of the Saturno cycle do not include all - Urano, the reader is encouraged independently to study these harmonicas of the cycle and the connected points of reversal of the securities market. As an example, it confronts the cycles of the securities market separates to you from periods of time of 45 and 67 years, like the complete cycle of five years from 1937 - 1942 and its inverse one from 1982 - 1987.

TO RESOLVE THE MYSTERY OF THE PASSING OF THE CYCLE OF 52 MONTHS.

Many analysts of the cycle of the financial market have observed the existence of the cycle of 52 months. This cycle is repeated with remarkable precision for various years. However, they are incapable to explain because the cycle without warning changed when the minimum in 1971 was attended. In adding, does not know to explain because the cycle appeared in 1949, when before that date it did not exist. In order to cite a such one respected analyst: " cycle of 52 months seemed to appear outside from the null one in 1949". This analyst more he was corrected than how much he comprised. The "null one" to which it referred was currently the face of a cube that not ruotò in the sight until 1949. Before of that date, this face was in "null" of one the different dimension. Like previously shown,

THE CYCLE OF 52 MONTHS IN THE DJIA FROM 1949 TO 1966 WAS SYNCHRONIZED WITH THE MOVEMENTS OF 30° OF CYCLE SATURNO - URANO.

The cycle of the DJIA did not begin on the exact axis of 30° of the cycle Saturno - Urano. Rather, the cycle began in 1949 when the Saturno cycle - Urano was to an angle of 60°. From this point, the cycle of 52 months in the DJIA caught up the level more low every time that Saturno - Urano covered 30°. Fairies reference to the section that comprises this period of time in the cycle Saturno - Urano. The period from 1949 to 1966 represents a face of the described cubical structure in Lesson V, **GEOMETRIC STRUCTURES**. During this period the DJIA moved through the diagonal of shown square DE like on Diagram V.B to an angle of 44°. This face of the cube finished in 1966. For that date, the new face of the cube ruotò in the sight and the axes of 30° of the Saturno cycle - Urano sincronizzarono with the new cycle of the DJIA. This new cycle had one regularity of 42 months, instead of the 52 months of the previous cycle. This change in the length of the cycle is caused from the elliptic nature of the orbits of planets. After 1966, Saturno was muovendo the much fastest one, respect to Urano, of what it was before 1966. The cycle of the DJIA of 42 months still corresponded with the movements of 30° of Saturno - Urano, only demanded little time for being covered that distance. This new series of cycles began in 1966 and continued through the new face of the cube until 1982, when the square completed. This cycle made the maximum in 1966, 1969, 1973, 1976 and 1980. Diagram VIII.H showed that everyone of these maximums corresponded with a movement of 30° of Saturno - Urano. Observed that the maximums were used for this face of the cube, while the minimums were used for structure 1949 - 1966. This because square 1966 - 1982 it represents the top of the cubical structure, while 1949 - 1966 was the diagonal of a square member a face of the cube. When square 1966 - 1982 the speed of the cycle of Saturno finished - Urano had increased to that one of square 1949 - 1966, corresponding to the return of the cycle of 52 months at that moment. precise dates of this cycle and the correspondent positions of Saturno - Urano is listed in Table 8.5.and.

The SIDEREAL CYCLE OF SATURNO And The CORRELATION With the SECURITIES

MARKET

Complete Saturno one relative revolution to fixed stars in 29,5 years. This cycle and its harmonicas are the key of the tempismo of the securities market because,

The CYCLES OF INCREASE Of the SECURITIES MARKET OF FIVE YEARS ARE SINCROZZA YOU With the MOVEMENTS OF 60° OF SATURNO.

It is critical for the analyst of the securities market to become account of this relation. As an example, the five years of market Taurus from June 1982 to October 1987 began when Saturno made 21° Vergine in June 1982 and without warning it finished in October 1987 when Saturno intercrossed 21° Scorpion, that it was 60° from its position to the beginning of the market Taurus.

Similarly, the member of five years of the "great market Taurus" of decade 1920 began in May 1924 when Saturno intercrossed 0° Scorpion, and continued until September 1929 when the interval of 60° had been fixed from Saturno like intercrossed 0° Capricorno.

Numerous examples exist that try the correlation between the cycle of five years of the securities market and the interval of 60° of Saturno. Table 8.8 ago the report of these cycles of five years, from 1859. Like with the cycle of Urano, the data in Table 8.8 are uniforms in two parts. The period of time before the closing of the market in July 1914 is included in Table 8.8.to, while that one after the reopening of the market in December 1914 is included in Table 8.8.b.

The reader recommends itself to confront the data in Table 8.8.to and 8.8.b with the diagrams that show the cycles of five years: Diagrams VIII.K, VIII.L, VIII.M, and VIII.N.

The Diagrams from VIII.K to VIII.N includes the periods of when the beginning of the cycle of five years immediately did not follow the terms of the previous cycle of five years. During this "empty or gap" Saturno covered typically 30°, rather of the interval than 60° of a complete cycle of five years. The explanation for these "empty ones" demands an acquaintance who the cycle greater than Urano contains the cycles of the smallest cycle than Saturno. And since the divisions of 60° of the cycle of Saturno do not enter in the quarter of cycle of Urano an entire number of times, are a sure one to pile of "extra space" in the cycle of Urano to adapt. One more extended explanation than these "empty ones" between the cycles of five late years is included more in this section.

The closing of the securities market in the 31/07/1914 coincided with the completion of the cycle of five years 1909 - 1914. C\$-r-alla.chiusura Saturno was localized to 23° Twin. When it reopened in December 1914 Saturno had covered 6° to 29° Twin. The cycles of five years were realigned with the position of Saturno to that time. This axis served in order to define the successes to you cycles of five years, including the minimum in 5/1924 and the cycle that finished in September 1929, the beginning of the "Great Depression". The position of Saturno in September 1929 was 180° gives it to its position alla reopening del securities market in December 1914 and 360° they give it to its position on the credit side beginning del squared nel 1899 (more the 6° that covered while the market was closed). The maximum of 1899 was flat during which the Saturno moved from 18° Sagittario in 4/1899 to 26° Sagittario in 12/1899.

Table 8.8.to

**The cycles of five years of the securities market and
The sidereal movements of sixty degrees of Saturno (1859 - 1914)
(you see Diagrams VIII.K, VIII.L)**

DATE OF THE CYCLE OF FIVE YEARS	POSITION OF SATURNO BEGINNING	POSITION TO THE SATURNO END	DEGREES DISTANCES FROM SATURNO
7/1859 - 3/1864	15 LION	14 BALANCE	59 DEGREES
3/1864 - 7/1869	14 BALANCE	15 SAGITTARIO	61 DEGREES
5/1872 - 6/1877	16 CAPRICORNO	15 FISH	59 DEGREES
6/1877 - 7/1882	15 FISH	17 TAURUS	62 DEGREES
6/1884 - 1/1889	14 BINOCULARS	16 LION	62 DEGREES
1/1889 - 7/1893	16 LION	14 BALANCE	58 DEGREES
7/1893 - 4/1899	14 BALANCE	18 SAGITTARIO	64 DEGREES
4/1899 - 5/1904	18 SAGITTARIO	15 AQUARIUS	57 DEGREES
5/1904 - 8/1909	15 AQUARIUS	17 RAM	62 DEGREES

8/1909 - 7/1914	17 RAM	23 BINOCULARS	66 DEGREES (CLOSED MARKET)
-----------------	--------	---------------	----------------------------

The cycles are easier to study when they align with other cycles or their harmonics to you. In the case of the cycle of Saturno, it is easier to identify the cycle of five years of the securities market when the cycle of Urano is catching up its aces at the same time like is Saturno. A such period existed between 1899 and 1929. This temporal structure is excellent to study in great detail. The cycle of Saturno for this period is shown on Diagram VIII.L. And the Saturno cycle - Urano is shown on Diagram VIII.And. It observes from these two diagrams, as the two cycles were align to you with every other to the greater points of reversal in the securities market. The period from 1899 to 1914 was 120° in the cycle Saturno - Urano, 180° in the cycle of Saturno, and therefore, 60° in the cycle of Urano.

Similarly, the period from 1914 to 1929 had identical the cyclical relations between these two planets. During this period, Saturno covered 180°, Saturno covered Urano 120° and covered Urano 60°.

Therefore, between the 1899 and 1929 Saturno covered a complete cycle of 360°, Saturno - Urano was left over 240° and Urano was left over 120°. This period of 30 years had to be one of the easiest securities markets never calculates to you! It passes of the time see again the diagrams that cover the cycles in this period of time. This acquaintance will render easier to analyze the temporal structures when the cycles are not exactly align to you.

Table 8.8.b

Cycles of five years of the securities market and the sidereal movements of sixty degrees of Saturno (1914 - 1987) (you see Diagrams VIII.L, VIII.M, VIII.N)

DATE OF THE CYCLE OF FIVE YEARS	POSITION OF BEGINNING OF SATURNO	POSITION END OF SATURNO	DEGREES DISTANCES FROM SATURNO
12/1914 - 8/1919	29 BINOCULARS	1 VERGINE	62 DEGREES
8/1919 - 5/1924	1 VERGINE	0 SCORPION	59 DEGREES
5/1924 - 9/1929	0 SCORPION	0 CAPRICORNO	60 DEGREES
7/1932 - 8/1937	1 AQUARIUS	0 RAM	59 DEGREES
8/1937 - 4/1942	0 RAM	1 BINOCULARS	61 DEGREES
4/1942 - 8/1946	1 BINOCULARS	0 LION	59 DEGREES
12/1948 - 9/1953	0 VERGINE	29 SCORPION	59 DEGREES
9/1953 - 5/1959	29 SCORPION	2 CAPRICORNO	63 DEGREES
11/1968 - 1/1973	23 RAM	19 BINOCULARS	56 DEGREES
1/1973 - 10/1977	19 BINOCULARS	22 LION	63 DEGREES
10/1977 - 6/1982	22 LION	21 BALANCE	59 DEGREES
6/1982 - 10/1987	21 BALANCE	21 SAGITTARIO	60 DEGREES

The session on the cycle of Urano has shown that the greater minimums in the securities market coincide with the entrance of Urano in Gemelli and Sagittario. These positions are distant 180° and coincide also with the greater points of reversal in the cycle of Saturno. Since the period of Saturno is 29,5 years, its nodal areas of 180° is 15 distant years. These nodal areas have been:

- top in 9/1824 Saturno in 1° Twin
- bottom in 11/1839 Saturno in 12° Sagittario
- bottom in 12/1854 Saturno in 12° Twin
- top in 9/1869 Saturno in 17° Sagittario
- bottom in 6/1884 Saturno in 14° Twin
- top in 4/1899 Saturno in 18° Sagittario
- bottom in 7/1914 Saturno in 23° Twin
- top in 9/1929 Saturno in 29°35' Sagittario
- bottom in 4/1942 Saturno in 1° Twin
- top in 8/1956 Saturno in 2° Sagittario
- top in 1/1973 Saturno in 19° Twin
- top in 10/1987 Saturno in 21° Sagittario

Saturno will return to this nodal area in year 2002, that it coincides with the return of Urano to the shown nodal area in Figure 8.2.

The analysis of Diagrams VIII.K and VIII.N demonstrates to a characteristic important concerning the origin of the cycles of five years of Saturno.

LONG E' The ACES OF 15° Of the PIU' GREAT CYCLE OF URANO And Of CYCLE SATURNO - URANO THAT The CYCLE OF FIVE YEARS OF SATURNO ORIGINATES.

The cycle of five years of the securities market would have to be seen like one "package unit". Spiral of complete increase in the price is one - time. This spiral has its origin or aim aligned with the great cycle ("wheels within wheels").

Since the cycle of five years is a "unit of package" and aligns its origin or aim with the nodes of the greater cycles, the point begins them of the cycle of five years always is not aligned with the axis 0° of Saturno. For example, from June 1982 to October 1987 in cycle went from 21° Vergine to 21° Scorpion. Also cycle 1859 - 1864 went from 15° Lion to 15° Balance. reason of this is that the smaller cycles form within the cycles greater ("wheels within wheels"). Greater the sidereal cycle of the cycle of Saturno is that one of Urano. Greater the sinodico cycle of the cycle of Saturno is the cycle Saturno - Urano. The position of Urano in 1859 was exactly a cycle and means of Urano from its position in 1982 (from 3° Twin to 3° Sagittario, like shown in Figure 8.2).

The cycles of five years of Saturno began from these nodal points on the cycle of Urano.

Figure 8.2 identified also 1942 like a nodal point in the cycle of Urano (0° Twin). This point is 180° from the two nodal points in 1982 and 1899. Confronted the cycles of five years of Saturno that were aligned with these nodal points; that is 1899 - 1904, 1937 - 1942 and 1982 - 1987. All these cycles were align to you with the nodal points of Urano.

A comparison of the diagrams of the quarters of cycle of Urano (VIII.To and VIII.B) with the diagrams of the cycles of five years of Saturno extension that the cycles of five years will not enter in the quarter of cycle of Urano an entire number of times. This means that it is remained "gap" after that the maximum number of cycles of five years is it enters to you in the quarter of cycle of Urano. Also this extra space is aligned along the aces of the cycle of Saturno.

Table 8.9 contain six quarters of cycle of Urano from 1857, and the cycles of Saturno of five years that enter in everyone of these quarters of cycle. The divisions of 30° of the cycle of Saturno that were not part of a cycle of five years are shown in the third column.

As an example, the quarter of cycle of Urano from 1857 to 1878 contained three complete cycles of five years: 1859 - 1864, 1864 - 1869, 1872 - 1877, like shown on Diagram VIII.K. The "empty one" was between 1869 and 1872. During this period, Saturno covered 30° from 17° Sagittario to 17° Capricorno. Similarly, the quarter of cycle of Urano from 1897 to 1919, contained four complete cycles of five years: 1899 - 1904, 1904 - 1909, 1909 - 1914, 1914 - 1919, like shown on Diagram VIII.L. The "empty one" was from 1897 to 1899. During this Saturno period covered 30° from 26° Scorpion to 26° Sagittario.

Table 8.9

Cycles of five years of Saturno within the quarters of cycle of Urano (the quarters of cycle of Urano are shown in Table 8.3)

QUARTERS OF URANO CYCLE (90°)	CYCLES OF FIVE YEARS OF SATURNO (60°)	GAP OF SATURNO (30°)
1857 - 1878	1859 - 1864 1864 - 1869 1872 - 1877	1869 - 1872 (30°)
1878 - 1897	1877 - 1882 1884 - 1889 1889 - 1893 1893 - 1899	1882 - 1884 (30°)
1897 - 1919	1899 - 1904 1904 - 1909 1909 - 1914 1914 - 1919	1897 - 1899 (30°)
1919 - 1942	1919 - 1924 1924 - 1929 1932 - 1937	1929 - 1932 (30°)

	1937 - 1942	
1942 - 1962	1942 - 1946 1948 - 1953 1953 - 1959	1946 - 1948 (30°) 1959 - 1962 (30°)
1962 - 1981	1968 - 1973 1973 - 1977 1977 - 1982	1966 - 1968 (34°)

The quarter of cycle of Urano from 1919 to 1942 contained four complete cycles of five years: 1919 - 1924, 1924 - 1929, 1932 - 1937, 1937 - 1942 like shown on Diagrams VIII.L and VIII.M. The "empty one" was the landslide between 1929 and 1932. During this Saturno period covered of new 30°, from 0° Capricorno to 0° Aquarius.

Since the action price - time within square 1949 - 1966 crossed it diagonally, defining effectively the crescent level of energy, the prices strongly experienced one force towards the high during this period. This yields difficult to identify the inferior cycles clearly, including the cycle of five years.

CYCLE GIOVE - SATURNO And The CORRELATION With the SECURITIES MARKET.

Giove and Saturno combine every vent' years. Therefore, every movement of 30° of relative Giove to Saturno of average ago 20 months. Every conjunction covers approximately 240° relative you to fixed stars from the previous conjunction. This means that every 60 years the third conjunction between these two planets happens approximately in the same position in the sky. During this period of 60 complete Urano years $\frac{3}{4}$ of the cycle or 270°.

When it happens a conjunction to the same longitude and latitude of a previous conjunction, "conjunction of prim' order" is known like one. This period is of 60 years for the cycle Giove - Saturno. The cycle of 60 years was listed from W. D. Gann in its *Master Course For Sock* like a greater cycle. The Giove cycle - Saturno is used for years from the astrologi financial in order to try to foretell the prices of the financial market and is the base of the decennial period (10 years) identified from Edgar

[14]

Lawrence Smith, W. D. Gann and others.

Diagrams XI.To until XI.G contains the complete archives of the New York Exchange Stock from 1790 to 1933. These diagrams are uniforms in periods of 20 years, allowing an easy comparison of the securities market during the distinguished cycles Giove - Saturno. Confronted the similar points on these diagrams in order to take conscience if there is something to that making with the period of twenty years

[15]

of the securities market.

Diagram XII.To it allows the reader to behind extend this analysis to year 1290 in the market of the grain. With with the rhythm of 200 years, the peaks in the price of 60 corresponding years with the Giove cycle - Saturno, is clearly present in the market of the grain. On an inferior largeness, a rhythm of 10 years can also be seen clearly on this diagram.

The HARMONICA OF 20 MONTHS GIOVE-SATURNO And the CYCLES Of the SECURITIES MARKET

There E' A CYCLE OF ALTERNATION BETWEEN INCREASE And DECLINE Of the PRICES In The CORRELATED SECURITIES MARKET With the MOVEMENTS OF 15° Of CYCLE GIOVE - SATURNO. THESE CYCLES MAKE ONE MEDIUM OF 20 MONTHS BETWEEN MINIMUM And MINIMUM Or MAXIMUM And MAXIMUM.

Since this cycle defines only a tendency of 10 months, will be used one temporal structure more small in order to study its effects in the securities market. Diagram VIII.Or extension the DJIA from the 1/1980 to the 6/1993 with the aces of 15° of the Giove cycle - Saturno designs to you. There are two series of vertical lines on this diagram. The punctuated lines define the aces of 15°. Also the continuous lines define the aces of 15°, however they are distanced in order to identify the simpatica resonance between the cycle Giove - Saturno and the harmonicas of the cycle greater Saturno - Urano. In other words, the vertical continuous lines on Diagram VIII.Or they are distanced is 30° that 45°, making assignment on which of these two divisions corresponds more closely with the aces of 15° of the advanced cycle

Saturno - Urano shown on Diagram VIII.I. Two diagrams confronted these and see as two planetary cycles correspond the harmonicas of these faithfully.

Diagram VIII.Or extension that is sometimes two and sometimes three divisions of the cycle greater Saturno - Urano near the cycle smaller Giove - Saturno. That is, the harmonica 15° of saturno - Urano corresponds some time with that one of 30° on the Giove cycle - Saturno and some time with 45°.

Whichever division is taking place, the two cycles is sincronizza you. He is critic who this relation is comprised, because this is the used mechanism in order to determine the subdivisions of the cycles. **A CYCLE PRONOUNCED E' PIU' IF E' REINFORCED From the HARMONICAS OF An OTHER CYCLE.** The vertical continuous lines on Diagram VIII.Or they show where these two greater cycles reinforce an other, identifying effectively the points key of reversal in the securities market. This concept of subdivision of the greater cycles from the smaller cycles is widened later in this lesson.

The exact data for the Giove cycle - Saturno is contained in Tables 8.10.to and 8.10.b. To have the data in format table it allows the reader to identify the precise position of the cycle Giove - Saturno when they succeeded the points of reversal in the DJIA. Like in the previous tables, the position of the Giove cycle - Saturno is given to the beginning and the end of the connected rise or decline in the securities market. The change in the relative position of the Giove cycle - Saturno, during the rise or the decline, is included in the last column. Also when the point of reversal in the securities market was not aligned just with an axis of 15° of the cycle Giove - Saturno, a distance of 30° when the entire cycle is observed, that is was covered, minimum to minimum or maximum to maximum.

Two tables are used because the geometric model of increase that it began in 1982 finished in 1987, after that the new cycle Giove - Saturno sincronizzò with the DJIA the 2/03/1988.

Studied these tables, especially the concerning data the harmonicas reinforced of the cycle Saturno - Urano. Observed as these advanced harmonicas identified just the points of reversal in the securities market, like the "landslide of 1987".

The top in 10/1987 it represented the end of the increase cycle that it began in 1982, that is a complete cycle of five squared years that it represented the two diagonal stacks to you, like explained in Lesson V. When this model of increase finished, the consequent correction was enough hard to be known like the "landslide of 1987". The cycles in the increase outline that followed the landslide had one phase shift from the previous outline. The concept of phase shift after the completion of the geometric model of increase was explained previously in this lesson.

Table 8.10.to
Sinodici movements of fifteen degrees of Giove - Saturno
And the correspondents head of reversal in the DJIA
From 1981 to the crash of 1987
(you see Diagram VIII.O)

DATE OF AVERAGE CYCLE IN THE DJIA	ANGLE BETWEEN GIOVE-SATURNO TO THE BEGINNING	ANGLE BETWEEN GIOVE-SATURNO TO THE END	DEGREES DISTANCES FROM GIOVE-SATURNO
15/06/1981 - 21/06/1982	2° 30'	18° 23'	15° 53'
21/06/1982 - 6/05/1983	18° 23'	32° 46'	14° 23'
6/05/1983 - 23/02/1984	32° 46'	46° 48'	14° 02'
23/02/1984 - 19/12/1984	46° 48'	62° 10'	[16] 15° 22'
19/12/1984 - 18/09/1985	62° 10'	77° 12'	15° 02'
18/09/1985 - 3/06/1986	77° 12'	92° 23'	15° 11'
3/06/1986 - 11/02/1987	92° 23'	107° 30'	15° 07'
11/02/1987 - 5/10/1987	107° 30'	122° 00'	14° 30'

Table 8.10.b it contains the data for the cycle Giove - Saturno after the landslide of 1987. These cycles

[17]

had a change of phase of nine degrees between the cycles in structure 1982 - 1987.

In order to show as these axes of 15° closely coincide with the maximums and minimums of the DJIA, the medium distance will be shown that the Giove cycle - Saturno covers for ag day.

Between the data shown in Table 8.10.b (2/03/1988 - 18/12/1991) were 961 days of ag. During this period the cycle Giove - Saturno a total of 75° covered 04'. Therefore it follows that during this period the Giove cycle - Saturno made one medium of 12,8 days of ag for degree. This is calculated like follows:

$$\frac{961 \text{ days of ag}}{75^\circ 04' 1 \text{ degree}} = \underline{12,8 \text{ days of ag}}$$

Since the effectiveness head of reversal of the DJIA in Tables 8.10.to and 8.10.b very rarely they turned aside from the aces of 15° of Giove - Saturno in order more than half degree, this represents one medium of error of 6 - 7 days of ag. This error must be seen in the context that medium tendency of ten months is measured within a great cycle with one. One shunting line of six days of ag in a cycle that hard ten months represents an inferior error to 3%. For comparison, a 3% of error in a cycle of eight weeks are approximately a ag day.

The error is also smaller of 3% when the measures are made maximum - to - maximum and minimal - to - minimal. The value of 3% represents worse the case than the maximum scene - to - minimal or minimal - to - maximum, defined from the aces of 15°.

Table 8.10.b

Sinodici movements of 15° of Giove - Saturno and i Correspondents head of reversal in the DJIA after the landslide of 1987 (you see Diagram VIII.O)

DATE OF THE AVERAGE CYCLE IN THE DJIA	ANGLE BETWEEN GIOVE-SATURNO TO THE BEGINNING	ANGLE BETWEEN GIOVE-SATURNO TO THE END	DEGREES DISTANCES FROM GIOVE-SATURNO
2/03/1988 - 16/11/1988	131° 08'	146° 40'	15° 32'
16/11/1988 - 11/08/1989	146° 40'	162° 12'	15° 32'
11/08/1989 - 30/04/1990	162° 12'	176° 24'	14° 12'
30/04/1990 - 19/02/1991	176° 24' (BEFORE 180°)	168° 27' (AFTER The 180°)	15° 09'
19/02/1991 - 18/12/1991	168° 27' (AFTER The 180°)	153° 48'	14° 39'

CYCLE GIOVE - URANO And The CORRELATION With the SECURITIES MARKET

The cycle Giove - complete Urano a every sinodico period fourteen years. This means that Giove - Urano covers 180° while Urano covers 30°, in relation to fixed stars, completing a cycle of seven years. Like with the other cycles, the Giove cycle - Urano has the aces every fifteen degrees, that seven months last in average.

THE DIVISIONS OF FIFTEEN DEGREES OF CYCLE GIOVE - URANO DEFINE THE CYCLE OF SEVEN MONTHS IN THE SECURITIES MARKET.

Like with the Giove cycle - Saturno, will be used a temporal structure more small in order to study the effects of this cycle in the DJIA since has a smaller period. As an example, diagram VIII.P extension the DJIA between 1/1980 and 6/1996. The vertical lines show the harmonicas of 30° of the cycle Giove - Urano.

Just as the harmonicas of the cycle Giove - Saturno they correspond with the harmonicas of the Saturno cycle - Urano, the Giove harmonicas - Urano the harmonicas of Saturno correspond with both - Urano and of Giove - Saturno. Therefore, all and three these greater cycles reinforce an other. Confronted the harmonicas of 15° of the cycle Saturno - Urano on Diagram VIII.With the cycles Giove - Urano shown on Diagram VIII.P. It confronts also the harmonicas of Giove - Saturno on Diagram VIII.Or with those of Giove - Urano shown on Diagram VIII.P. These three diagrams show as the greater cycles sincronizzano along their aces of 15°.

The aces of 15° of the Giove cycle - Urano and the correspondents heads of reversal in the DJIA between March 1980 and the landslide of October 1987 is lists to you in Table 8.11.to. The data after October 1987 are included in Table 8.11.b.

It is critical to comprise that two possible conditions define as the great cycle Saturno - Urano is divided in its harmonicas from the smallest cycles than Giove- Urano and Giove - Saturno. Being subordinated to the relative speeds of their elliptic orbits, the harmonica of 15° of Saturno - Urano is is:

1. uniform in three parts from the harmonicas of 15° of Giove - Saturno and four parts from the

harmonicas of 15° of Giove - Urano;

2. uniform in two parts from the harmonicas of 15° of Giove - Saturno and three parts from the harmonicas of 15° of Giove- Urano.

Depending on which of these two conditions it exists, the Giove cycle - Saturno he will be stronger or to its harmonica of 45° or to its harmonica of 60°, since one of these harmonicas will coincide with the harmonica of 15° of Saturno - Urano.

Table 8.11.to
Sinodici movements of fifteen degrees of Giove - Urano
and correspondents head of reversal in DJIA (3/1980 - 10/1987)
(you see Diagram VIII.P)

DATE OF THE AVERAGE CYCLE OF SEVEN MONTHS OF THE DJIA	ANGLE BETWEEN GIOVE - URANO TO THE BEGINNING	ANGLE BETWEEN GIOVE - URANO TO THE END	CHANGE IN POSITION
27/03/1980 - 19/11/1980	75° 15'	60° 00'	15° 15'
19/11/1980 - 25/06/1981	60° 00'	46° 12'	13° 48'
25/06/1981 - 9/03/1982	46° 12'	30° 07'	16° 05'
9/03/1982 - 22/10/1982	30° 07'	14° 50'	15° 17'
22/10/1982 - 6/05/1983	14° 50'	2° 29'	12° 21'
6/05/1983 - 10/01/1984	2° 29'	14° 16'	16° 45'
10/01/1984 - 25/07/1984	14° 16'	28° 00'	13° 44'
25/07/1984 - 4/03/1985	28° 00'	44° 06'	16° 06'
4/03/1985 - 18/09/1985	44° 06'	58° 41'	14° 35'
18/09/1985 - 27/03/1986	58° 41'	73° 15'	14° 34'
27/03/1986 - 29/09/1986	73° 15'	87° 50'	14° 35'
29/09/1986 - 7/04/1987	87° 50'	102° 57'	15° 07'
7/04/1987 - 22/10/1987	102° 57'	118° 46'	15° 49'

After the landslide in October 1987, the orbit of influence of the Giove cycle - Urano changed towards that one shown in Table 8.11.b. This coincided with the completion of square 1982 - 1987. After the landslide, the influence orbit was smaller of a degree, while during square 1982 - 1987 were approximately two degrees.

Table 8.11.b
Sinodici movements of fifteen degrees of Giove - Urano
and correspondents head of reversal in the DJIA after the crash of 1987
(you see Diagram VIII.P)

DATE OF THE AVERAGE CYCLE OF SEVEN MONTHS OF THE DJIA	ANGLE BETWEEN GIOVE - URANO TO THE BEGINNING	ANGLE BETWEEN GIOVE - URANO TO THE END	CHANGE IN THE POSITION
16/11/1988 - 22/05/1989	149° 37'	164° 00'	14° 23'
22/05/1989 - 3/01/1990	164° 00'	179° 12' (after the 180°)	16° 48'
3/01/1990 - 20/07/1990	179° 12'	165° 00'	14° 12'
20/07/1990 - 19/02/1991	165° 00'	150° 00'	15° 00'
19/02/1991 - 9/10/1991	150° 00'	134° 18'	15° 42'
9/10/1991 - 2/06/1992	134° 18'	118° 44'	15° 34'

In order to show as closely these arcs of 30° of Giove - Urano the maximums and minimums of the DJIA have coincided with, the distance that the Giove cycle - Urano has covered for each day it will be confronted with the shunting line that this cycle had from the arcs of 15°

Between the dates shown in Table 8.11.b (16/11/1988 - 2/06/1992) were 894 days of ag. During this period the cycle Giove - covered Urano a total of 91° 39'. Therefore, the medium movement during this period was of 9,8 days of ag for degree. This is calculated like follows:

$$894 \text{ days of ag} = 9,8 \text{ days of ag}$$

$$91^\circ 39' 1 \text{ degree}$$

Therefore, when it puts into effect it them point of reversal in the DJIA, measured maximum - to

maximum or minimum - to - minimal, it turned aside from the Giove cycle - Urano of a degree, this represented one medium of error of 9,8 days of ag. This window of two weeks is measured within a cycle of fourteen months. A shunting line of 9,8 days of ag in a cycle that hard fourteen months represents an error of 3%.

When a harmonica larger is used than 30° the error becomes very less of 3%. As an example, between 16/11/1988 and 2/06/1992 it puts into effect it them movement of Giove - Urano was $91^\circ 39'$. This turned aside from the ideal angle in order only a degree, measuring a period of 3 years and means. *Science Market* (available to Stock Geometry Market; P.Or. Box 9756; Saint Diego, CA) test that the Giove cycle - Urano is one of most precious in the market of seeds of soia.

The SIDEREAL CYCLE DI MARS And ITS CORRELATION With the SECURITIES MARKET

The cycles end study to you here have been of along term. Fastest than these it is the cycle Giove - Urano with the minimal period - to - minimal or maximum - to - maximum that catches up the average of fourteen months. The case worse of the scenes for these greater cycles allows the analyst to project the maximums or the minimums within 1 - 2 weeks. This section on the Mars cycle begins an analysis of the smaller cycles. These cycles allow the analyst to circumscribe the "window" of tolerance until 1 - 2 days of ag.

Mars has special meaning in the planetary cycles. It can not be grouped with greater planets. It is not

[18]

entire one of smaller planets. Rather it supplies a connection between these two groups of planets.

Mars is the planet that Giovanni Keplero studied while she was developing its law of the elliptic movement. It is propitious that Tycho Brahe focused its efforts on Mars while recorded the data used from Keplero because Mars has a elliptic orbit clearly defined. If it had been used Venere instead of Mars Keplero it could not have never uncovered the elliptic orbits since Venere orbit in one trajectory nearly circular.

Mars returns to its relative position towards fixed stars every 22,5 months. This period of time corresponds with the aces of fifteen degrees of the cycle of Saturno - Urano and the aces of 45° of the Giove cycle - Urano. These correlations supply the connection between the harmonicas of greater planets and the periods of smaller planets, like shown in Figures 6.2 and 6.3.

The previous section on the Giove cycle - Urano has measured the difference between the date of puts into effect them maximum or minimal of the DJIA and the date that were caught up the aces of Giove - Urano. Several of these shunting lines were caused give it synchrony that exists between trino of Mars and the harmonica of 15° of Giove - Urano. The minimums and maximums of the DJIA turned aside from the ideal aces of 15° of Giove - Urano when trino of Mars and the aces of Giove - Urano were not perfectly align to you.

Two critical areas of the Mars cycle deserve a special attention. They are localized to 60° of distance to 19° Vergine and 19° Scorpion. These two points often identify the oscillations minimal towards maximum or maximum towards minimum in the securities market. The reason of because these two areas are important is explained in the next section on the twelfth musical one of the Mars cycle. In short, this is where the Mars cycle is moved between two trini (120°) when it becomes asynchronous with the harmonica of 15° of Giove - Urano.

Diagram VIII.Q extension a period of ventisette years with these two critical areas of the identified Mars cycle. The data for the points of reversal of Scorpion from 5/1969 to 11/1991 are list to you in Table 8.12.to, and those for the 19° of the Vergine are list to you in Table 8.12.b. Diagram VIII.Q extension as nearly every greater point of reversal between 1965 and 1992 coincided with these two positions in the Mars cycle.

Recently, dates 27/03/1980, 10/01/1984, and 2/10/1987 are all points of reversal very known in the DJIA that corresponds with the position of 19° Vergine in the Mars cycle.

Table 8.12.to

Mars cycle in Scorpion and the correspondents points of reversal in DJIA (5/1969 - 11/1991)

(you see Diagram VIII.Q)

DATE OF THE CYCLE	POSITION OF MARS TO THE BEGINNING OF THE CYCLE	POSITION OF MARS TO THE END OF THE CYCLE
9/05/1969 - 18/03/1971	28° 02' Scorpio	23° 27' Scorpio
18/03/1971 - 11/01/1973	23° 27' Scorpio	12° 27' Scorpio
11/01/1973 - 9/12/1974	12° 27' Scorpio	17° 28' Scorpio
9/12/1974 - 22/09/1976	17° 28' Scorpio	5° 55' Scorpio
22/09/1976 - 11/09/1978	5° 55' Scorpio	16° 31' Scorpio
11/09/1978 - 8/08/1980	16° 31' Scorpio	21° 35' Scorpio
8/08/1980 - 21/06/1982	21° 35' Scorpio	19° 07' Scorpio
21/06/1982 - 29/05/1984	19° 07' Scorpio	29° 53' Scorpio
29/05/1984 - 27/03/1986	29° 53' Scorpio	19° 41' Scorpio
27/03/1986 - 2/03/1988	19° 41' Scorpio	29° 27' Scorpio
2/03/1988 - 3/01/1990	29° 27' Scorpio	21° 46' Scorpio
3/01/1990 - 14/11/1991	21° 46' Scorpio	18° 17' Scorpio

Since Mars covers 360° in approximately 465 days of ag, of average ago 1,3 days of ag for degree. Therefore, ago the average of 3° of movement in 4 days of ag. These degrees on both the directions of 19° are 16° - 22°, that it comprises many of the elements in Tables 8.12.to and 8.12.b. This excursion of ± 3° supplies one window of tolerance of ± 4 days of ag.

Table 8.12.b

Mars cycle in Vergine and the correspondent points of reversal in DJIA (12/1968 - 7/1991)

(you see Diagram VIII.Q)

DATE OF THE CYCLE	POSITION OF MARS TO THE BEGINNING OF THE CYCLE	POSITION OF MARS TO THE END OF THE CYCLE
2/12/1968 - 28/10/1970	14° 12' VERGINE	17° 45' VERGINE
28/10/1970 - 26/09/1972	17° 45' VERGINE	23° 04' VERGINE
26/09/1972 - 8/08/1974	23° 04' VERGINE	20° 27' VERGINE
8/08/1974 - 18/06/1976	20° 27' VERGINE	17° 25' VERGINE
18/06/1976 - 3/04/1978	17° 25' VERGINE	3° 01' VERGINE
3/04/1978 - 27/03/1980	3° 01' VERGINE	19° 14' VERGINE
27/03/1980 - 8/03/1982	19° 14' VERGINE	29° 53' VERGINE
8/03/1982 - 10/01/1984	29° 53' VERGINE	23° 43' VERGINE
10/01/1984 - 7/10/1985	23° 43' VERGINE	1° 25' VERGINE
7/10/1985 - 2/10/1987	1° 25' VERGINE	18° 04' VERGINE
2/10/1987 - 11/08/1989	18° 04' VERGINE	14° 36' VERGINE
11/08/1989 - 8/07/1991	14° 36' VERGINE	18° 35' VERGINE

When the error is estimated, it must be comprised that many of the reversal points list to you in Tables 8.12.to and 8.12.b clearly they were not defined. Many times put into effect it them maximum or minimal of the DJIA it did not happen very far away from the day in which the ideal Mars angle was crossed.

THE EIGHTH (1/2; 1/4; 1/8) OF THE CYCLE DI MARS AND SECURITIES MARKET

Mars is synchronized with the period of Mercury in the eight relationship to one, defining the triple one eighth. When complete Mars a cycle, Mercury completes eight. Or,

CYCLE SYNCHRONIZED The COMPLETE E' MERCURY WITH the HARMONICA OF 45° Of the CYCLE DI MARS.

Diagram VIII.R extension the points of reversal in the DJIA correlates to you with the divisions of 180° (before eighth) of the Mars cycle. The data for this period are contained in Table 8.12.c. These divisions of 180° are synchronized with four Mercury cycles, shown on Diagram VIII.W. The nature sincrona of these cycles can also be seen in Figure 6.3, and they are reassumed under:

180° of the Mars cycle

= **four Mercury cycles**

= **a cycle and means of Venere**

Table 8.12.c

**harmonicas of 180° of Mars and the correspondents
points of reversal in DJIA (2/10/1987 - 8/06/1992)
(you see Diagrams VIII.R and VIII.T)**

DATE OF THE CYCLE	POSITION DI MARS TO THE BEGINNING OF THE CYCLE	POSITION DI MARS TO THE END OF THE CYCLE	DEGREES COVERED FROM MARS DURING THE CYCLE
2/10/1987 - 01/09/1988	18° 04' VERGINE	18° 12' FISH	180 DEGREES
1/09/1988 - 11/08/1989	18° 12' FISH	14° 36' VERGINE	177 DEGREES
11/08/1989 - 20/07/1990	14° 36' VERGINE	18° 16' FISH	183 DEGREES
20/07/1990 - 8/07/1991	18° 16' FISH	18° 35' VERGINE	180 DEGREES
8/07/1991 - 08/06/1992	18° 35' VERGINE	19° 33' FISH	181 DEGREES

An example of this combination in the DJIA happened between 11/08/1989 and 20/07/1990. You see again this section of the securities market on you respect to you graphical of the cycles of Mars, Mercurio and Venere.

THE TWELFTH MUSICAL (1/3) OF THE CYCLE DI MARS AND THE SECURITIES MARKET

The connection between the Mars harmonicas and the periods of smaller planets is shown in Figure 6.3, where it can be inasmuch as the period of Venere is in the relationship of three to one with Mars. That is,

WHEN MARS COVERS 120° COMPLETE VENERE A CYCLE

For the fact that Venere moves in an orbit nearly circular is periods where it is separated from the trino of Mars. This will be explained in the section that regards the cycle of Venere.

The previous sections have shown that the trino of Mars it is also synchronized with the aces of 15° of the cycle Giove - Urano. Therefore, these three synchronized harmonicas can be reassumed like follow:

15° of the cycle Giove - Urano

= 120° in the Mars cycle

= a complete cycle of Venere

Diagrams VIII.S and VIII.T shows the combinations of trino of Mars and the harmonica of 15° of Giove - Urano correlates to you with the points of reversal of the DJIA. The trini of Mars they are identifies with vertical lines designed to you over the diagram. These divisions represent the twelfth musical (1/3) and are synchronized with a complete cycle of Venere, as demonstrated in Figure 6.3. Confronted these divisions of 120° of the Mars cycle with the cycle of Venere from Diagrams VIII.U and VIII.V. The cycles closely sincronizza allow to you the analyst to identify where they are sure to happen the future nodal points. The date of the first similar point shown on these 2 diagrams was October 1987, just one before the great landslide. A trino later, 27 May 1988, the securities market caught up a critical minimum. The market made a minimum of new 16 November 1988 when Mars caught up the trino successive. 11 the following rally lasted until August 1989 when Mars caught up the third party trino, returning to the same position of 2 October 1987.

The vertical lines designed under the bar charts in Diagrams VIII.S and VIII.T shows the aces of 15° of the cycle Giove - Urano. Observed as these aces of 15° are aligned in precise way with the trini of Mars shown over the bar chart.

There is a point on Diagram VIII.S where trino of Mars and the harmonica 15° of Giove - Urano was not aligns to you. That it happened to the top of 11 August 1989. During this period the cycle I give Mars was moved to the trino successive. This change in the trino of Mars was provoked from the elliptic orbits of planets. The Mars cycle does not divide in the cycle Giove - Urano a perfectly entire number of times. This difference is reflected in the Mars cycle from the movement to the second trino when the Giove cycle - Urano becomes asynchronous with it. This movement in the trini happens when Mars is to the slower point in its orbit, to the aphelion in Vergine.

Diagram VIII.T extension the points of reversal in the DJIA between dates 3/01/1990 and 5/06/1992 that coincided with the three cycles sincronizza you: 15° Giove - Urano, trino of Mars and a complete cycle of Venere. Confronting the lines over the bar chart on Diagram VIII.T, that they represent the trino of

Mars, with the lines designed under the bar chart, that they represent the harmonica of 15° of Giove - Urano, can be inasmuch as these two cycles were sincronizza you during this period. Figure 8.3 extension the Mars two trini between the 23/01/1987 and the 5/06/1992. The movement between these two trini happened when trino of asynchronous Mars divenne with the cycle Giove - Urano between the 11/08/1989 and the 3/01/1990. The Mars second trino shown in Figure 8.3.b, it aligned with the harmonica of 15° of Giove - Urano for the frame of time shown on Diagram VIII.T. Table 8.12.d it contains the shown Mars position for the trino in Figure 8.3.to. First date in this table, the 23/01/1987, happened during a powerful rise. In this date the DJIA made a decrease of 120 in the final hour of dealing, gives over 60 points to under 60 points.

(a) (b)

Active Trino of Mars in the DJIA active Trino of Mars in the DJIA

23/01/1987 - 11/08/1989 3/01/1990 - 5/06/1992

(you see Diagram VIII.S) (you see Diagram VIII.T)

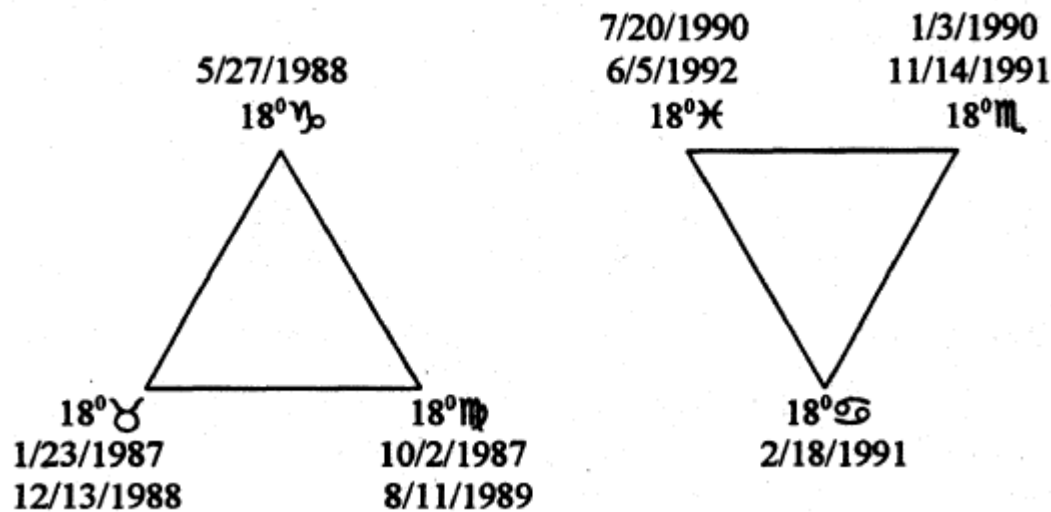


Figure 8.3

Two trini of Mars that was sincronizza you with the axis of 15° of the cycle Giove - Urano in the DJIA between 1/1987 - 6/1992. change between the two trini happened between the 11/08/1989 and the 3/01/1990.

Table 8.12.d

harmonicas of 120° of Mars and the correspondents head

Of reversal in DJIA (23/01/1987 - 11/08/1989)

(you see Figure 8.3.to and Diagram VIII.S)

DATE OF THE CYCLE	POSITION DI MARS TO THE BEGINNING OF THE CYCLE	POSITION DI MARS TO THE END OF THE CYCLE	DEGREES COVERED FROM MARS DURING THE CYCLE
23/01/1987 - 2/10/1987	18° 25' TAURUS	18° 04' VERGINE	120 DEGREES
2/10/1987 - 27/05/1988	18° 04' VERGINE	17° 35' CAPRICORNO	120 DEGREES
27/05/1988 - 13/12/1988	17° 35' CAPRICORNO	20° 00' TAURUS	122 DEGREES
13/12/1988 - 11/08/1989	20° 00' TAURUS	14° 36' VERGINE	115 DEGREES

Table 8.12.and it contains the Mars position during the shown second trino in Figure 8.3.b These divisions of 120° are also synchronized with the aces of 15° of the cycle Giove - Urano and with a complete cycle of Venere.

Table 8.12.and

harmonicas of 120° of Mars and the correspondents head

Of reversal in DJIA (3/01/1990 - 5/06/1992)

(you see Figure 8.3.b and Diagram VIII.T)

--	--	--

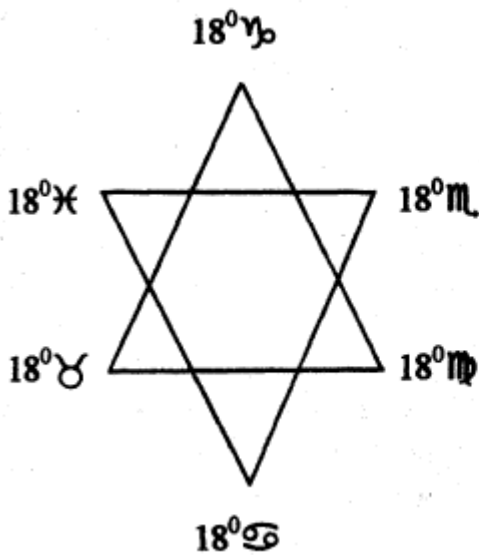
DATE OF THE CYCLE	MARS POSITION TO THE BEGINNING OF THE CYCLE	POSITION OF MARS TO THE END OF THE CYCLE	DEGREES COVERED FROM MARS DURING THE CYCLE
3/01/1990 - 20/07/1990	21° 46' SCORPION	18° 16' FISH	117 DEGREES
20/07/1990 - 19/02/1991	18° 16' FISH	16° 42' CANCER	118 DEGREES
19/02/1991 - 14/11/1991	16° 42' CANCER	18° 17' SCORPION	121 DEGREES
14/11/1991 - 5/06/1992	18° 17' SCORPION	17° 39' FISH	120 DEGREES

The TRINI OF MARS In DJIA (1/87 - 6/92) FORM The "HEBREW STAR DI DAVID"

When the two triangles from Figures 8.3.to and 8.3.b they are overlapped create the "Star of shown Hebrew David" in Figure 8.4. This is not one coincidence since the antichi Hebrew confidavano strongly on the cyclical law and the movements of planets. The twelve were used in order to reflect the twelve months in the year, that it is the time approximated between the lune full successive. The Hebrew made a effort considerable in order to study the movements of planets, and incorporated their discoveries in their shape of Astrology. Much acquaintance forgotten about the planetary cycles can be obtained studying the jobs of these antichi astrologi. The difficult part is to find a reliable information historical and to correctly interpret meant its.

The recent centuries have allowed to the oscillations of human the emotional mass of being recorded in the shape of data of the price of the financial market. The analysis of these data demonstrates that these Hebrew antichi erroneously did not correlate the movements of planets with the cyclical characteristics of the life on the Earth.

From 18° Vergine to 18° Scorpion it defines the 60° of transition from a trino to the successive one, that it happened between 11/08/1989 - 3/01/1990.



18° ♎ to 18° ♌ defines the 60° transition from one trine to the next, which occurred between 8/11/1989 - 1/3/1990.

Figure 8.4

The Mars two trini in the DJIA between the 23/01/1987 and the 6/05/1992 that are sincronizza you with the aces of 15° of Giove - Urano forms the "Star of Hebrew David".

(you see Figure 8.3 and Diagrams VIII.S and VIII.T)

The SIDEREAL CYCLE OF VENERE And The CORRELATION With the SECURITIES MARKET

Complete Venere a every sidereal period 225 days. Figure 6.3.c extension that this period is synchronized with the harmonicas of the Mars cycle. When complete Venere a Mars cycle covers 120°. In other words, Venere answers to "the twelfth" musical one of Mars. Confronted the harmonicas of 180° of Venere shown on Diagram VIII.U with shown means trini on Diagram VIII.S.

The periods of these two planets are therefore near to a perfect relationship three to one (687/225 = 3,05) that it can be difficult to say with which cycle the securities market is synchronized. However, since the

orbit of Venere is less elliptic than that one than Mars there are periods in which these two cycles separate an other, separating effectively the cycles characterizes them. To these periods the cycles can clearly be identify to you. As an example, Diagram VIII.T has shown that the maximum of 3/01/1990 coincided with the trino of March in Scorpion. However, Diagram VIII.V extension that the cycle of Venere does not align with this maximum, rather its aces arrived 19 days of ag before the 5/12/1989. These two diagrams show as the two cycles create the "maximum double quantity" or the "minimal double quantity" when they become asynchronous.

The general rule in finding the cyclical member with the greatest effect is to find with which harmonic of an other cycle the cycle under study it is more closely synchronized. For example, to find the harmonicas reinforced of the cycle of Venere, is a issue to find which harmonic of the greater cycles it coincides with the cycle of Venere. Like pointed out over, Venere is aligned a lot closely with the trino of Mars (120°). Therefore,

WHEN THE CYCLE DI MARS SUBDIVIDES IN ITS HARMONICAS OF 30° COVERED VENERE AVRA' THREE TIMES THIS AMOUNT, OR 90°.

Since the complete cycle of hard Venere 225 days (32 weeks), the division of the cycle of Venere in sections of 90° creates the cycles of eight weeks. And since the orbit of Venere is much neighbor to being circular, the duration of these four cycles is much similar one. In other words,

The HARMONICA OF 90° OF VENERE DEFINES The CYCLE OF EIGHT WEEKS Of the SECURITIES MARKET.

Diagram VIII.V extension the DJIA from the 7/1989 to the 9/1990. The vertical lines on this diagram identify the sections of 90° of the cycle of Venere. Table 8.13.to extension how much closely these harmonicas of 90° corresponded with the cycle of eight weeks in the DJIA.

The squares (90°) in the cycle of Venere explain because the 30/01/1990 the bottom of the cycle happened when it happened. Mars cycle was not attended to the bottom until caught up its axis of 30° the 23/02/1990, and the Mercury cycle was not attended to the bottom until February when it caught up 6° the Scorpion. However, the 30/01/1990 the cycle of Venere was exactly 180° from the maximum of the 10/10/1989; 270° from the maximum of the 11/08/1989 and 90° from the maximum of the 5/12/1989. The minimum of the 30/01/1990 established also the median point between the the 11/08/1989 maximum of and the maximum of the 17/07/1990. Between these two covered Venere maximums 540°, or a cycle and means.

In adding to the correlation with the Mars cycle, the harmonic relation between the cycles of Venere and [19]

Mercurio is obvious when Diagram VIII.U is confronted with Diagram VIII.W. Just, a complete Mercury cycle is aligned with 135° of the cycle of Venere or two complete Mercury cycles are align to you with 270° of the cycle of Venere. Since the division of 90° of Venere is correlated with the cycle of eight weeks of the securities market, three of these divisions, 270°, corresponds with three cycles of eight weeks. This relation is important because it defines the fifth musical one, (relationship of 3:2), with the Mercury cycle. That is, three sections of 90° of the cycle of Venere correspond with two complete Mercury cycles. Or,

The RELATIVE MOVEMENTS OF VENERE And MERCURY DEFINE The FIFTH MUSICAL One.

**Table 8.13.to
Movements of ninety degrees of Venere and the correspondent
cycle of eight weeks in DJIA (8/1989 - 7/1990)
(you see Diagram VIII.V)**

DATE OF THE CYCLE OF EIGHT WEEKS IN THE DJIA	POSITION OF VENERE TO THE BEGINNING OF THE CYCLE	POSITION OF VENERE TO THE END OF THE CYCLE	DISTANCE COVERED FROM VENERE DURING THE CYCLE
14/08/1989 - 10/10/1989	16° SCORPION	17° AQUARIUS	91 DEGREES
10/10/1989 - 5/12/1989	17° AQUARIUS	16° TAURUS	89 DEGREES
5/12/1989 - 30/01/1990	16° TAURUS	16° LION	90 DEGREES
30/01/1990 - 28/03/1990	16° LION	18° SCORPION	92 DEGREES

28/03/1990 - 22/05/1990	18° SCORPION	16° AQUARIUS	88 DEGREES
22/05/1990 - 17/07/1990	16° AQUARIUS	15° TAURUS	89 DEGREES, also 270° from 30/01/1990 and 540° from 8/1989

The Lesson YOU, **RESONANCE SIMPATETICA**, has shown important how much it is the relation of fifth for the creation of the musical scale. The "Musical Scale Greater Diatonica" is created taking fifth from the fundamental tone and reducing them in one single eighth. This same relationship, that it is the base of music, is present in the relation to you periods of Venere and Mercurio, and their glare in the securities market with the cycles of eight and twelve weeks.

The previous section on the Mars cycle has shown that the cycles of Mars and Mercurio exist in the harmonic relation of eighth. Therefore, the harmonicas between Mars and Mercurio, and Mercurio and Venere, contain the two elements necessary in order to define the complete "Musical Scale Greater Diatonica"; that is, eighth and fifth.

On larger a temporal scale, they are shown on Diagram VIII.U various complete cycles of Venere. This graphical extension as a cycle and means of Venere ($1\frac{1}{2} = 540^\circ$) is reinforced from the harmonicas of 180° of Mars, that they are shown on Diagram VIII.R.

As an example, a cycle and means of Venere were completed between the top of the 5/10/1987 and the bottom of the 1/09/1988. Between these two Mars dates covered 180° , from 18° Vergine to 18° Fish. An other cycle and means of Venere (or three complete cycles from the top of the 5/10/1987) finished between the the 1/09/1988 minimum of and the maximum of the 11/08/1989. This maximum coincided with Mars that it covered 180° from its lessened position of the 1/09/1988 (or a complete cycle from the maximum of the 5/10/1987). Continuing this process, a cycle and means of Venere were completed between the the 11/08/1989 maximum of and the maximum of the 17/07/1990. The maximum of the 17/07/1990 lead to a decrease of beyond 600 points in the DJIA in three months. This maximum was 180° on the Mars cycle from the the 11/08/1989 maximum of and a cycle and means from the maximum of the 5/10/1987.

The data for the larger harmonicas of the cycle of Venere, shown on Diagram VIII.U, is contained in Table 8.13.b.

Venere completed a cycle between the 5/10/1987 and the 17/05/1988. There were 155 days of ag during this cycle of 360° . Therefore, Venere catches up the average of:

$$\frac{360 \text{ degrees}}{155 \text{ days of ag}} = 2,3 \text{ degrees for ag day}$$

Since the orbit of Venere is nearly circular, this average speed will be relatively constant through the cycle of 360° .

The average of 2,3 degrees that Venere covers for every day of ag means that when the position of Venere did not align with the ideal cycle for four degrees, as it made to the places shown in Table 8.13.b, this corresponded with less than two days than ag.

Observed that as the cycles become smaller, the "window of tolerance" proportionally becomes more grip. cycle of Venere was shown over producing turns out to you within one window of two days of ag. This much more is tightened of the 7-10 days for the cycles of Giove - Saturno and Giove - Urano.

Table 8.13.b

The cycle of Venere and the correspondents points of reversal in DJIA (10/1987 - 3/1991) (you see Diagram VIII.U)

DATE OF THE CYCLE	POSITION OF VENERE TO THE BEGINNING OF THE CYCLE	POSITION OF VENERE TO THE END OF THE CYCLE	COVERED DISTANCE TO VENERE DURING THE CYCLE
5/10/1987 - 19/05/1988	9° SCORPION	12° SCORPION	363°
19/05/1988 - 11/08/1989	12° SCORPION	12° SCORPION	720° (TWO CYCLES)
11/08/1989 - 30/01/1990	12° SCORPION	16° LION	274° (3/4 OF CYCLE)
30/01/1990 - 17/07/1990	16° LION	15° TAURUS	269° (3/4 OF CYCLE)

17/07/1990 - 8/11/1990	15° TAURUS	19° SCORPION	184°
8/11/1990 - 5/03/1991	19° SCORPION	25° TAURUS	186°

The MERCURY CYCLE OF 12 WEEKS And The CORRELATION With the SECURITIES MARKET

Mercury has a sidereal period of 88 days, that it is approximately 60 days of ag (twelve weeks). Mercury cycle is one of easiest to identify in the securities market because its period subdivides just the periods of other planets, being established one tightened relation with their harmonicas. This cycle is synchronized with the third eighth (aces of 45°) of the Mars cycle, as shown in Figure 6.3.d.

CYCLE SYNCHRONIZED E' The MERCURY WITH The CYCLE OF TWELVE WEEKS Of the SECURITIES MARKET.

Since this hard cycle only twelve weeks, uses a every day diagram of the DJIA in order to study of the effect. Diagram VIII.W identifies the cycle of twelve weeks with the vertical lines and the correspondents Mercury positions listed to the top of these lines.

The data from Diagram VIII.W is delineates to you in Table 8.14 where they are list to you to thirteen cycles of twelve weeks with the correspondents Mercury positions. The Mercury return to 6° Scorpion very rarely has had from these cycles of the DJIA in order more than one or two days than ag.

There are various elements of meant special in Diagram VIII.W. This period of time is one seen "close gives" of one section of the cycles of Giove - Saturno shown on Diagram VIII.Or. describing section the Giove cycle - Saturno identified dates 2/03/1988, 16/11/1988, 11/08/1989 and 30/04/1990 like maximums and minimums that are alternated in the DJIA (see Table 8.10.b), correlated with the cycle Giove - Saturno. You see again these dates on Diagram VIII.W and observed as the Mercury cycle harmoniously fits in these time intervals. The Giove cycle - Saturno made the maximum in the 2/03/1988 when Mercury was to 6° Scorpion. During this interval of 15° of the cycle in reduction of Giove - Saturno the lateral market moved. Within this interval Mercury completed three cycles exactly. Diagram VIII.X extension as the interval between the 2/03/1988 and the 16/11/1988 the twelfth musical one was subdivided in three sections ().

The Giove cycle - Saturno was left over between its aces of 15° from 16/11/1988 to 11/08/1989. Within this time interval Mercury completed exactly of new three cycles. Therefore, the complete cycle of 30° of Giove - Saturno from 2/03/1988 and 11/08/1989 contained six Mercury cycles exactly.

The 11/08/1989 the Giove cycle - Saturno feed the decrease until when it made the minimum the 30/04/1990. During this period Mercury it completed exactly of new three cycles. Diagram VIII.X it confronts the period of time from the 11/08/1989 to the 30/04/1990 with the period from the 2/03/1988 to the 16/11/1988. Like explained over, these two sections are far 30° in the cycle complete Mercury Giove - Saturno and six cycles. Within these two sections the movement is characterized from three cycles of 12 weeks, the first one going from the maximum to the first minimum. Remaining the two cycles of 12 weeks go from minimum to minimum. The first cycle of 12 weeks had to go from maximum to minimum because it was contained within the cycle greater than Giove - Saturno, that it went from maximum to minimum. If the Giove cycle - Saturno went from minimum to maximum the first Mercury cycle within that tendency would have to go from minimum to minimum and the last cycle would have to go from minimum to maximum. The remaining points of reversal on Diagram VIII.W corresponds with the complete Mercury cycles; that is, 20/07/1990, 17/10/1990, 14/01/1991.

Table 8.14

The cycle of twelve Mercury weeks and the correspondents points of reversal in DJIA (12/1987 - 1/1991) (you see Diagram VIII.W)

DATE OF THE CYCLE OF 12 WEEKS	MERCURY POSITION TO THE BEGINNING	POSITION OF MERCURY TO THE END OF THE CYCLE
4/12/1987 - 2/03/1988	6° SCORPION	7° SCORPION
2/03/1988 - 27/05/1988	7° SCORPION	3° SCORPION
27/05/1988 - 24/08/1988	3° SCORPION	7° SCORPION
24/08/1988 - 21/11/1988	7° SCORPION	9° SCORPION

21/11/1988 - 17/02/1989	9° SCORPION	9° SCORPION
17/02/1989 - 15/05/1989	9° SCORPION	7° SCORPION
15/05/1989 - 11/08/1989	7° SCORPION	7° SCORPION
11/08/1989 - 7/11/1989	7° SCORPION	7° SCORPION
7/11/1989 - 30/01/1990	7° SCORPION	24° BALANCE
30/01/1990 - 30/04/1990	24° BALANCE	1° SCORPION
30/04/1990 - 20/07/1990	1° SCORPION	7° BALANCE
20/07/1990 - 17/10/1990	7° BALANCE	10° BALANCE
17/10/1990 - 14/01/1991	10° BALANCE	14° BALANCE

TO DETERMINE THE STRONG PIU' HARMONIC PLANETARY IN A PERIOD OF TIME

The techniques delineated under are universal. Studied the procedure carefully continuation, will be used in the next lesson when time is introduced the technique in order to model to the future action price -. The material introduced in this section is of vital importance in order to comprise the cycles of the financial market, because it allows to the analyst of knowing to which harmonicas to dedicate the greater attention.

In order to choose accurately the points of reversal in every financial market they must be isolates the dominant cycles and their harmonicas to you. Like before explained in this lesson, the cycles they are stronger when they are reinforces to you from other cycles or their harmonicas.

When the objective is to project the points of reversal in the market on the diagrams salaries being embraced a smaller temporal structure of five years, it is adapted to focus on the cycle Saturno - Urano and the cycles in it contents, until are known the positions of the greater cycles. The smallest sinodici cycles within cycle Saturno - Urano they are the Giove cycle - Saturno, cycle Giove - Urano and the defined smaller cycles in the previous sections of this lesson.

Based on the relative speed of the Saturno cycle - Urano, is two possibility for the relative relations between the three greater cycles lists to you over:

1. Or the cycle Giove - muoverà Saturno 45° and the Giove cycle - muoverà Urano 60°, while the Saturno cycle - Urano moves 15°.
2. Or the cycle Giove - muoverà Saturno 30° and the Giove cycle - muoverà Urano 45° while the Saturno cycle - Urano moves 15°.

These two possibility graphically are shown in Figure 8.5, where Figure 8.5.to extension the cycle Giove - Saturno to cover 45° and the Giove cycle - Urano to move 60°, while the slower cycle in the Saturno movement - Urano moves through its aces of 15°. Figure 8.5.b extension the cycles Giove - Saturno and Giove - Urano to move very more discs of a valve, in connection with the cycle Saturno - Urano, than in Figure 8.5.to. In Figure 8.5.b the cycle Giove - Saturno it covers 30° and the Giove cycle - Urano covers 45° while the Saturno cycle - Urano moves through its aces of 15°. This is the same relation shown in Figure 6.2, which assigned the musical tones to the relationships between the medium periods of greater planets.

The division of a cycle in its reinforced harmonicas is an other application of a provision of the "Simpatica Resonance" described in the Lesson YOU.

Examples of both these cyclical combinations abound in the diagrams of the financial markets. Between the 15 June 1981 and the 26 You open them 1983, existed the conditions as defined in Figure 8.5.b. During this period the Saturno cycle - Urano covered 15°, the Giove cycle - Saturno covered 30° and the Giove cycle - Urano covered 45°. Diagrams VIII.I, VIII.Or and VIII.P three cycles show these during this period of time, and supply the verification of their entire multiples.

Following immediately the period of time described over, the cyclical conditions existed like shown in Figure 8.5.to. Between the 26 You open them 1983 and the 17 September 1985 the cycle Giove - Saturno it covered 45° and the Giove cycle - Urano covered 60°, while the cycle Saturno - Urano muoveva through its aces of 15°.

The harmonicas of Saturno - Urano and Giove - Saturno, shown in Figure 8.5.to they begin and they end in phase. While the harmonicas with the configuration shown in Figure 8.5.b they begin phase outside and they finish in phase. The rifasamenti shown in these two figures are not only the possible ones. As

an example, period 1982 - 1987 it had the Giove cycle - Saturno of 180° outside phase from that one shown in Figure 8.5.b. This period will be studied in greater detail in the next lesson.

(a) (b)

Division of 15° of the Saturno cycle - Urano in 3 and 4 parts from Giove - Saturno and in 2 and three parts from Giove - Saturno and Giove - Urano

Saturno - Urano = 15° Saturno - Urano = 15°
 Giove - Saturno = 45° Giove - Saturno = 30°
 Giove - Urano = 60° Giove - Urano = 45°

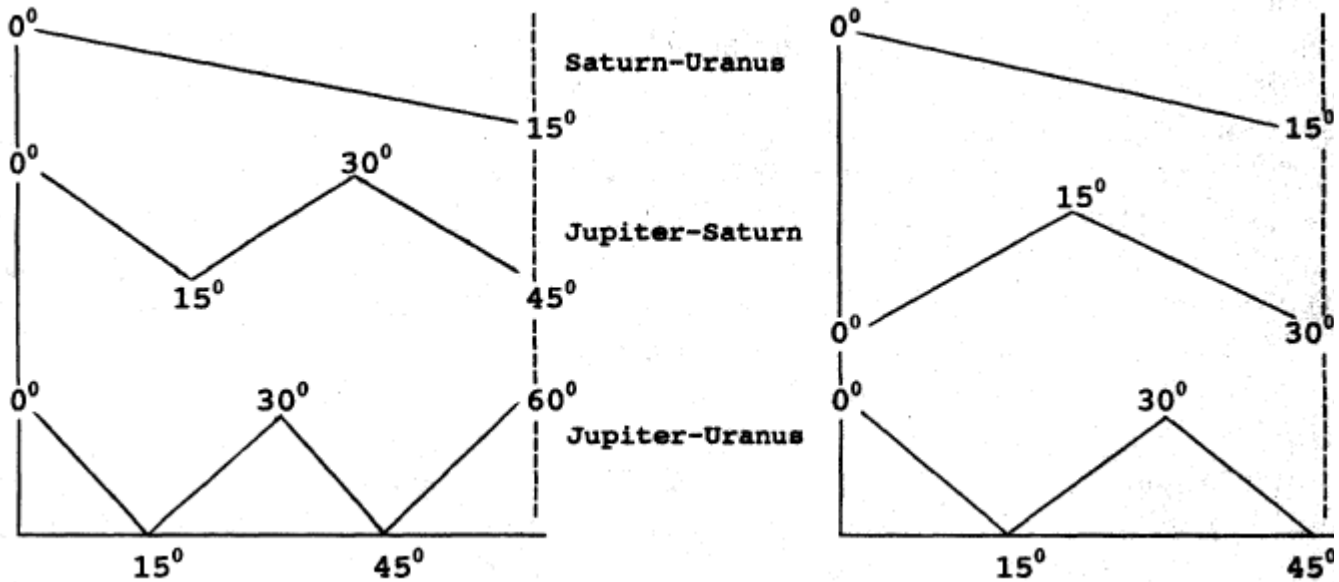


Figure 8.5

Two possible subdivisions of the cycle Saturno - Urano from part of Giove - Saturno and Giove - Urano. To this point, the reader would have to know that the Saturno cycle - Urano is subdivided in entire values from the smaller cycles that depend on the relative speed of three greater planets. This is important because;

The RELATIVE VELOCITA' Of The SATURNO CYCLES - URANO, GIOVE - SATURNO And GIOVE - URANO DEFINE The HARMONICAS THAT HAVE The PIU' GREAT CORRELATION With the CYCLES Of the FINANCIAL MARKETS.

In Figure 8.5.to the cycle Giove - Saturno it crosses three axes of 15° during the time in which Saturno - Urano crosses a single axis of 15°. Like with all the cycles, eighth of the Giove cycle - Saturno happens when it has covered the half between the point begins them and the final point. Figure 8.5.to extension the point begins them to be 0° and the final point to be 45°. The half between these two points is 22° 30'.

The EFFECT Of the ANGLE OF 22° 30' In CYCLE GIOVE - SATURNO PRONOUNCED E' PIU' WHEN ITS VELOCITA' SUCH E' THAT IT COVERS 45° WHEN CYCLE SATURNO - URANO COVERS 15°, INDUCING The GIOVE HARMONICA 22° 30' - SATURNO TO BEING REINFORCED From BEFORE EIGHTH Of the CYCLE OF 15° OF SATURNO - URANO.

An example of the securities market when the harmonica 22° 30' of the cycle Giove - Saturno it was reinforced from before eighth of the cycle 15° of Saturno - Urano happened between the 26 You open them 1983 and the 17 September 1985. This period previously was identified like 15° on the cycle Saturno - Urano and 45° on the Giove cycle - Saturno. Eighth of the cycle Giove - Saturno it happened to half between these two dates when the Giove cycle - Saturno had covered 22° 30'. This harmonica defined the minimum of the 25 July 1984. The exact angle between Giove - Saturno to the maximum of the 26 You open them 1983 was 32° 18'. An exact angle between Giove - lessened Saturno of 25 July

1984 was $54^{\circ} 28'$, or one difference of $22^{\circ} 10'$.

An other example with nearly identical conditions to those described over has existed between 11 August 1989 and 18 December 1991. During this period the cycle Saturno - Urano it covered 15° and the Giove cycle - Saturno covered 45° . Therefore, eighth $22^{\circ} 30'$ of the Giove cycle - Saturno happened very to known the minimal one of 11 October 1990. Between 11 August 1989 and October 1990 the cycle Giove - Saturno muoveva from $162^{\circ} 12'$ to 175° for a total of $22^{\circ} 48'$.

Similarly, the maximum hardly before the landslide of 5 October 1987 happened when the Giove cycle - Saturno caught up $122^{\circ} 00'$. This was $22^{\circ} 48'$ from the minimum of the 29 September 1986 and $44^{\circ} 50'$ from the the 17 minimum of September 1995. Therefore, the minimum of the 29 September 1986 coincided with eighth of 45° of the cycle of Giove - Saturno, measured between the 17 5 September 1985 and October 1987.

The shunting lines from the eighth ideal $22^{\circ} 30'$ and the date of put into effect them reversal points very rarely lasted more than one or two days than ag. Remembered, the Giove cycle - Saturno is one of the greater cycles. In order to circumscribe the exact date of the reversal point the smaller cycles are used. The examples given over of the harmonica $22^{\circ} 30'$ happened within the temporal structures when the cyclical combinations like were shown in Figure 8.5.to. The effect of this harmonica largely is attenuated when the cycle Giove - Saturno it covers 30° within the cycle 15° of Saturno - Urano, like shown in Figure 8.5.b. The reason of that becomes clear if Figure 8 is studied.5.b. When the Giove cycle - Saturno covers $22^{\circ} 30'$ with the type of disposition shown in Figure 8.5.b, it will not coincide with before eighth of the cycle 15° Saturno - Urano. Rather, the Saturno cycle - Urano will have moved through three quarters of its cycle, corresponding with the second one eighth. The largeness of the second one eighth is smaller of that one of before eighth. Similarly, this harmonica of $22^{\circ} 30'$ of the Giove cycle - Saturno it is not reinforced from a greater harmonica of the Giove cycle - Urano, this cycle muovendo approximately 34° during this period.

An example of the shown cyclical combination in Figure 8.5.b June 1981 happened between the 15 and the 26 You open them 1983. During this period the cycle Giove - Saturno covered 30° within the cycle greater than 15° than Saturno - Urano. The harmonica of $22^{\circ} 30'$ is measured from the defining node the beginning of this cycle the 15 June 1981. This harmonica of $22^{\circ} 30'$ arrived in November 1982 and had the minimal effect on the securities market, as it can be seen on Diagram VIII.Or. The eighth Giove - Saturno during this period was not the division of $22^{\circ} 30'$, rather happened to 15° . This harmonica corresponded with the greater minimum in March 1982.

In order to render this concept more clearly, Figure 8.6 extension as the dominant harmonica changes from 15° to $22^{\circ} 30'$ during a theoretical period of time. Figure 8.6 extension the cycle greater Saturno - Urano to move through three aces of 15° . In Figure 8.6.b the cycle Giove - Saturno it covers 30° during the first cycle of 15° of Saturno - Urano, and 45° during the second and the third cycle of 15° of Saturno - Urano. Figure 8.6.c extension eighth of the cycle Giove - Saturno shown in Figure 8.6.b. The duration of the first two average cycles in Figure 8.6.c is 15° of the cycle Giove- Saturno. However, remaining the average cycles in Figure 8.6.c has durations of $22^{\circ} 30'$. All the cycles in Figure 8.6.c is the result of the subdivision of the cycle Giove - Saturno shown in Figure 8.6.b in two parts, but the values change from $15^{\circ} 22^{\circ} 30'$ because to the cycle greater Giove - Saturno changes from $30^{\circ} 45^{\circ}$.

This theoretical example happened really between the the 15 dates of 5 June 1981 and October 1987, like shown on Diagrams VIII.I and VIII.Or.

The conclusion to be obtained from the aforesaid argument is that to measure $22^{\circ} 30'$ from a node on the Giove cycle - Saturno only identifies a meaningful point of reversal in the securities market if the relative speeds of the cycles like are shown in Figure 8.5.to. That is, the Giove cycle - Saturno it must move through 45° during a movement of 15° of the cycle greater Saturno - Urano. Eighth it divides this section of 45° to half. This is critical for the analyst of the cycle, since as it tries to identify the effects of every harmonica, sometimes is used the division of 15° and sometimes the division of $22^{\circ} 30'$, being subordinated to the relative speed of the greater cycle.

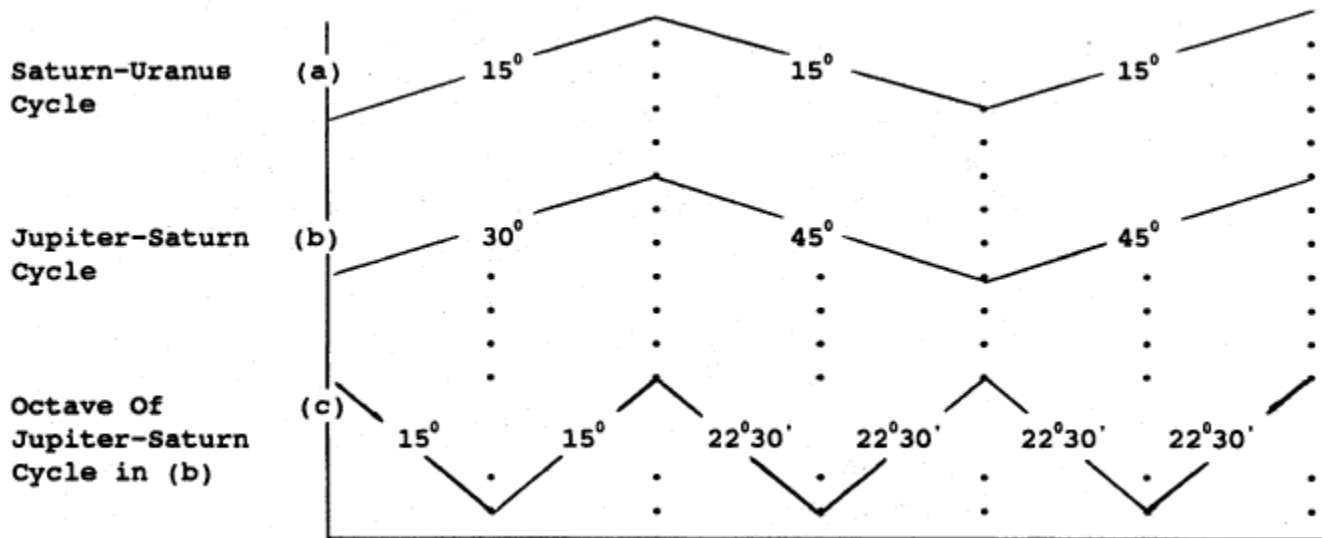


Figure 8.6

Two possible harmonic divisions of the cycle Giove - Saturno: 15° and $22^\circ 30'$.

The used method in order to project the relative force of the harmonicas of Giove - Urano it is the same one of that one used over for the Giove cycle - Saturno. That is, when its harmonicas correspond with a greater harmonica of an other cycle its force largely have increased. Figure 8.5.b extension Giove - Urano to cover 45° while Saturno - Urano covers 15° . Therefore, just as it was explained for the cycle Giove - Saturno, eighth it is defined from a movement of $22^\circ 30'$ within this period of time.

An example of the configuration shown in Figure 8.5.b June 1981 happened between the the 15 dates of and the 26 You open them 1983. During this period the cycle Giove - Urano covered 45° . Eighth $22^\circ 30'$ of this cycle it corresponded with the minimum of June 1982.

Figure 8.5 extension that, being subordinated which of the two configurations they assume the three cycles, the harmonica $22^\circ 30'$ will be strong or in the cycle Giove - Saturno or in the Giove cycle - Urano, **BUT NOT BOTH WITHIN THE SAME CYCLE OF 15° OF SATURNO - URANO.**

EXAMPLE OF PROJECTION OF THE REVERSAL POINTS USING THE PLANETARY CYCLES

The acquaintance of the planetary cycles would have little more to be than an academic exercise less than one technical time can be applied using these cycles in order to project the reversal points accurately price -. This section supplies a practical application of location of the cycles of the securities market, using the harmonicas of planets described in this lesson. Since the decline of 1973 - 1974 of the securities market very are known many analysts, it will be used like example.

January 1973, must easy have been identified in advance payment like a point of reversal in the securities market for one variety of reasons. Just some of these reasons are:

1. the cycle of seven years of Urano was 30° from the beginning of the attended square in the 2/1966 and to the bottom when it caught up the aces of 0° in two years.
2. The cycle of Urano was 180° from the minimum of 7/1932.
3. The Saturno cycle - Urano was 60° from the beginning of the square in the 2/1966.
4. The Saturno cycle - Urano was 30° from the maximum of the 5/1969.
5. The Saturno cycle - Urano was completing a cycle of 360° from the maximum in the 9/1929.
6. The cycle of Saturno was 90° from the beginning of the square in the 2/1966.
7. Saturno was in Binoculars, like it was in 1942, 1914, 1884 etc..
8. The Giove cycle - Urano was 90° from the maximum in the 5/1969. And 60° from the minimum in the 7/1970.
9. The Giove cycle - Saturno was 60° from the maximum in the 12/1968.
10. Mars returned to 19° Scorpion, that it was its position to the top in 4/1971 and 4/1969.

For the reasons described over, the analyst must have concluded that January 1973 represented a critical point of reversal in the securities market. If it is not luminosity like were caught up this conclusion, rileggete the sections in this lesson that describe these cycles.

Even if the date of this maximum has not been identified in advance payment, must clearly have been that it was in order to leave a greater decline nel.giro.di two weeks, since the prices declined nearly 10% during the first two weeks.

Since the prices had been in increase in the point of reversal of January 1973, the task becomes that one to determine how much the following decline would have to last and when the rallies in against tendency within this decline would have to be taken place.

Like explained in the section on the cycle of Urano, the quarter of cycle of 21 years of Urano and the cycle of 7 years of Urano they were diminishing during this period. Therefore, the objective is focused on projecting what it will happen for two or three years between the nodal point in January 1973 and the minimal attended one of the cycle of seven years in first 1975. The cycle greater correspondent with this structure of time happens along the axis of 15° of the cycle Saturno - Urano, than of average ago 22,5 months for the aces of 15° .

The first step in the analysis is to find where in the future the Saturno cycle - Urano will have moved 15° from the node of January 1973. The exact angle between Saturno - Urano the 11/01/1973 was $121^\circ 33'$. Fifteen degrees from this position are $116^\circ 33'$, that it happened the 12/09/1974. Therefore, the Saturno cycle - Urano would be attended to define a tendency bear while it covered 15° between the 11/01/1973 and the 12/09/1974.

After the identification of the point they of the cycle of 15° finishes of Saturno - Urano, the successive step is to determine end where the smaller cycles move within this section of 15° of the Saturno cycle - Urano. This will reveal which of the harmonic as it reinforces an other in this particular section.

The ephemeris extension that between the aces of 15° of Saturno - Urano from the 11/01/1973 to the 12/09/1974 the Giove cycle - Saturno covered $30^\circ 36'$ and the Giove cycle - Urano covered $45^\circ 34'$. Observed as harmoniously these three cycles were adapted with along their aces of 15° . The two smaller cycles only turned aside than half degree from a perfect adaptation. This difference represents less than one week.

This cyclical configuration was shown in Figure 8.5.b, where it was shown that the stronger harmonic as from a such configuration are:

1. 15° of the cycle Saturno - Urano.
2. 15° of the cycle Giove - Saturno.
3. $22^\circ 30'$ of the cycle Giove - Urano.
4. 15° of the cycle Giove - Urano.

The harmonica $22^\circ 30'$ of Giove - Urano it is reinforced from the cycle of 15° of Giove - Saturno and from eighth of the cycle of 15° of Saturno - Urano.

The harmonica $22^\circ 30'$ of Giove - Saturno is not included in this list because it was not reinforced from the greater harmonica of an other cycle more strongly of the second one eighth. This harmonica will have an effect, hardly inferior of the four will be listed over.

Figure 8.7 extension the positions of these four greater harmonic as. The cycle of 15° of Saturno - Urano is shown in Figure 8.7.to.

Figure 8.7.b extension the three aces of 15° of Giove - Saturno during this period of time. They happened to the beginning, half and the end; that is to $148^\circ 15'$ the 11/01/1973, to $133^\circ 15'$ the 14/11/1973 and $118^\circ 15'$ the 2/09/1974.

Figure 8.7.c extension that the harmonica $22^\circ 30'$ of Giove - Urano it was therefore closely synchronized with the harmonica 15° of Giove - Saturno that both finished the same day of ag, the 14/11/1973.

The previous sections have shown that the force of the cycles of $22^\circ 30'$ of Giove - Saturno and of Giove - Urano is determined from their relative position within the cycle greater Saturno - Urano. Similarly, the positions of the aces of 15° of the Giove cycle - Urano is determined from the trino of Mars that reinforces them. The harmonic as of 15° of Giove - Urano for this period of time is shown in Figure

8.7.d.

Much critic of this harmonica is one characteristic of which the analyst she would have to be conscious. The date of beginning of the aces of 15° of Giove - Urano is the 25/01/1973. This date was determined from the synchrony that the trino exists between this harmonica and of Mars. However, the date begins them for the harmonica $22^\circ 30'$ of Giove - Urano it is determined from its synchrony with the harmonicas larger than Saturno - Urano and Giove - Saturno.

EVEN IF The RELATIVE MOVEMENT OF SAME TWO PLANETS (GIOVE And URANO) DEFINES The HARMONICAS OF 15° And $22^\circ 30'$, The PRECISE POSITIONS OF THESE TWO HARMONICAS ARE DETERMINED From THEIR SYNCHRONY WITH The HARMONICAS OF DIFFERENT PLANETS. The HARMONICA OF 15° SYNCHRONIZED E' With the TRINO OF MARS And the HARMONICA OF $22^\circ 30'$ SYNCHRONIZED E' With The SATURNO CYCLES - URANO And GIOVE - SATURNO.

The trino active of Mars for this period it is shown in Figure 8.7.and. This is the same one trino shown in Figure 8.3.b. The first three aces of this trino were closely sincronizza you with the aces of 15° of Giove - Urano shown in Figure 8.7.d. These two asynchronous harmonicas divennero when Mars slowed down while it approached the aphelion in the Vergine. To this point the harmonica 15° of Giove - new synchronized Urano divenne with trino of Mars shown in Figure 8.3.to. This "disaccoppiamento" from the first one trino of Mars can be seen in Figures 8.7.d and 8.7.and where the Giove cycle - Urano made the minimum the 20/09/1974 and the trino of Mars it made the minimum three later months the 12/12/1974.

Diagram VIII.Y extension the cycles from Figure 8.7 spread on the DJIA. The harmonica 15° of Giove - Saturno and the harmonica $22^\circ 30'$ of Giove - Urano were therefore closely synchronized that are shown like the same cycle on this diagram. The aces of these two arranged harmonicas coincided with the dramatic decline in November 1973.

The harmonica 15° of Giove - Urano and the ricomparvero Mars associate trino between August 1973 and March 1974. These cycles coincided with the rally in against tendency during this period. The two minimums in October 1974 and December 1974 coincided with the harmonica 15° of Giove - Urano and the trino of Mars becoming asynchronous to that time, like shown in Figures 8.7.d and 8.7.and. This was an example of the caused formation of the minimal double quantity from the cycles that did not arrive simultaneously to their aces.

SUMMARY

This lesson has analyzed to the correlation between everyone of the planetary cycles and the cycles of the securities market. Shortly reassumed, the arguments comprised:

1. The cycles of the risuonano securities market simpateticamente with the eliocentrici movements of planets.
2. The sidereal and sinodici periods of Urano, Saturno, Giove, Mars, Venere and Mercurio correspond with the cycles in the securities market.
3. The periods of planets are subdivided in motion in harmonicas with equal lengths to the periods of three faster planets. This was reassumed in Figures 6.2 and 6.3.
4. Aces are every fifteen degrees of the planetary motion. The largeness of the correlation of the cycles of the securities market with these aces increases as the number of the harmonicas decreases. That is, there is an increasing order of largeness like follows: 15° , 30° , 45° , 90° .. etc... For example, the aces of 90° have one more pronounced correlation with the points of reversal of the securities market of the aces of 45° or 30° .
5. The aces of 30° of Urano correspond with the cycle of seven years of the securities market. This cycle is reinforced if it corresponds with the movements of 90° of Saturno.
6. The quarter of cycle of Urano of medium measure ventuno years and corresponds with one alternating tendency of the prices in the securities market.
7. The aces of 60° of saturno correspond with the cycle of five years of the securities market.
8. Saturno has two meaningful nodal areas localized to 180° of distance in the Binoculars and

Sagittario. These nodes are in the same signs of the nodes of Urano.

9. The sinodico cycle saturno - Urano of quarantacinque years has the aces every 15° , making of average 22,5 months, that they correspond with the changes of tendency in the securities market.
10. The sinodico cycle Saturno - Urano it has defined the cycle of 52 months of the securities market during squares 1949 - 1966 and 1982 - 1987.
11. The sinodico cycle Saturno - Urano it has defined the cycle of 42 months of the securities market during square 1966 - 1982.
12. Once and average the sinodico cycle Saturno - Urano corresponded with the interval of 67 years between similar faces of the two greater cubes defined in Lesson V.
13. The sinodico cycle Giove - Urano of fourteen years has the aces every 15° , measuring of average 7 months, that they correspond with the changes of tendency in the securities market.
14. The sinodico cycle of Giove - Saturno of twenty years has the aces every 15° , making of average 10 months, that they correspond with the changes of tendency in the securities market.
15. The harmonica $22^\circ 30'$ is more pronounced or in the cycle Giove - Saturno or in the Giove cycle - Urano, depending on which of these two cycles it moves 45° within the greatest harmonica than 15° of Saturno - Urano.
16. The trino of Mars it corresponds with the harmonica 15° of Giove - Urano, and jumps to a new one trino when these two cycles become asynchronous. This it happens typically when Mars is to the slower point in its orbit, in Vergine.
17. The Mars square (90°) corresponds with two Mercury cycles and two cycles of twelve weeks of the securities market.
18. The square of Venere (90°) corresponds with the cycle of eight weeks of the securities market.
19. The Mercury cycle corresponds with the cycle of twelve weeks of the securities market.

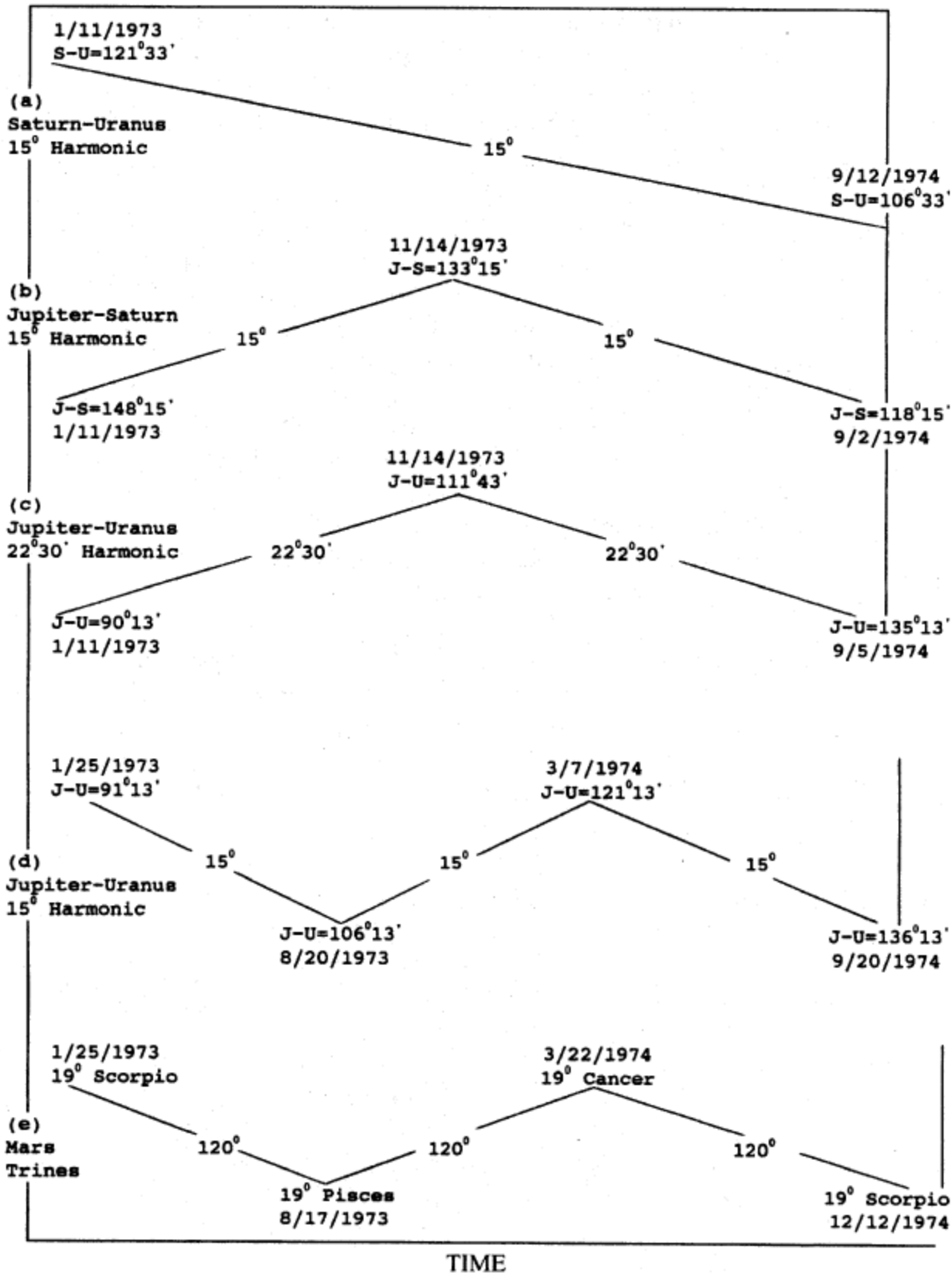


Figure 8.7

The positions of the four greater planetary harmonics and the trino active of Mars between 11 January 1973 and 12 December 1974.

[1]

W. D. Gann used the movements of planets like one instrument of tempismo of market. The cycles list to you in its *Master Course for Stock* they agree with the periods of planets. While Gann alleged that the planets were the "cause" of the market activity, the author does not make no similar thesis. Rather, it is demonstrated that synchrony between the relative movements you of planets and the activity of the financial market exists one.

[2]

Four minutereri are approximately, how much time employ the Earth to ruotare of a degree. The details of as to reduce the window planned to this small structure of time they are puttings in program in the future volumes of this course of domestic studies.

[3]

Not to confuse the cycles that scompaiono with the phenomenon of the "blows". I blows or rhythms or you strike yourself are the two more cycle or result that interferes destructive, to reduce or to eliminate their effect clearly. The concept of blows will be included in Lesson IX, **The CYCLES I COMPOSED TO YOU**. The phenomenon of the cycles that scompaiono it has null to that to make with the blows. This is tried since when the cycle reappears it has one phase shift. The changes of phase do not happen with the blows.

[4]

The F Appendix contains one review of the correlation between the regularity of the war in the States Greased and the quarter of cycle of Urano.

[5]

The method used for dedirezionare the data in Diagrams VIII.To and VIII.B it is described in the B Appendix.

[6]

For more, 1914 marked the beginning of one "new were" in the cycles of along term. An explanation of the new concept was would demand space for being included here too much.

[7]

The division of 90° of the cycle is that one to which W. D. Gann referred when it said, "within the circle forms the square and the triangle". triangle to which one referred is the trino (120°).

[8]

While the market was closed in 1914, covered Urano 2°. This it explains the value of 92° in the table during this period. That is, from 26° of Scorpion to 0° Fish it is 94°. And $94^\circ - 2^\circ = 92^\circ$.

[9]

These five minimums varied of tutt' to more the four degrees during this period of 169 years. The explanation for this shunting line is included in the successive section having comprised the cycle of seven years.

[10]

This cycle is reinforced if the cycle of Saturno covers at the same time 90° in which Urano it covers 30°. This topic will be faced beyond in the section on the cycle of Saturno.

[11]

This period of 22,5 months corresponds with the sidereal period of Mars.

[12]

Famous that the cycle of Urano has changed to phase two times in the history, during the two world wars. The change of phase of the sinodico cycle (Saturno - Urano) happens to the fulfillment of the squares.

[13]

This period of time was therefore important for W. D. Gann that wrote an entitled book "45 years to Wall Bstreet".

[14]

W. D. Gann produced and to yields available to the public the "Forecasts Anniversaries", that it sold for huge sums of money. These forecasts were based on the decennial period. Appendix C contains one example of like W. D. Gann made its forecasts anniversaries.

[15]

The D Appendix contains one argument of the presidential cycle of twenty years. Exposed shortly, the every elect president 20 years, during the Giove conjunction - Saturno, dies in loads.

[16]

The effect of this cycle was attenuated from the minimum of the cycle of July 1984. The reason of because the minimum of cycle 7/1984 was therefore strong is explained more late in this lesson. In adding to the cyclical effects, the

action price - time had caught up originating the inferior perimeter of the ellipse in 1982. From this point the action price - time broke off to the rise to meet the term of the ellipse.

[17]

The nine degrees are determined to you embezzling the position of the cycle 2/03/1988 (131 degrees) from the position 5/10/1987 (122 degrees).

[18]

W. D. Gann used what it called the "MOF". That it is a Meant abbreviation for "of the Five". It took the meant one of the positions of five planets with Mars left outside, and tried to associate that value with the values of the prices. The meant one is the means point between the two ends.

[19]

The Mercury cycle is explained in the following section.

Note: This is a computer translation of the original webpage. It is provided for general information only and should not be regarded as complete nor accurate.